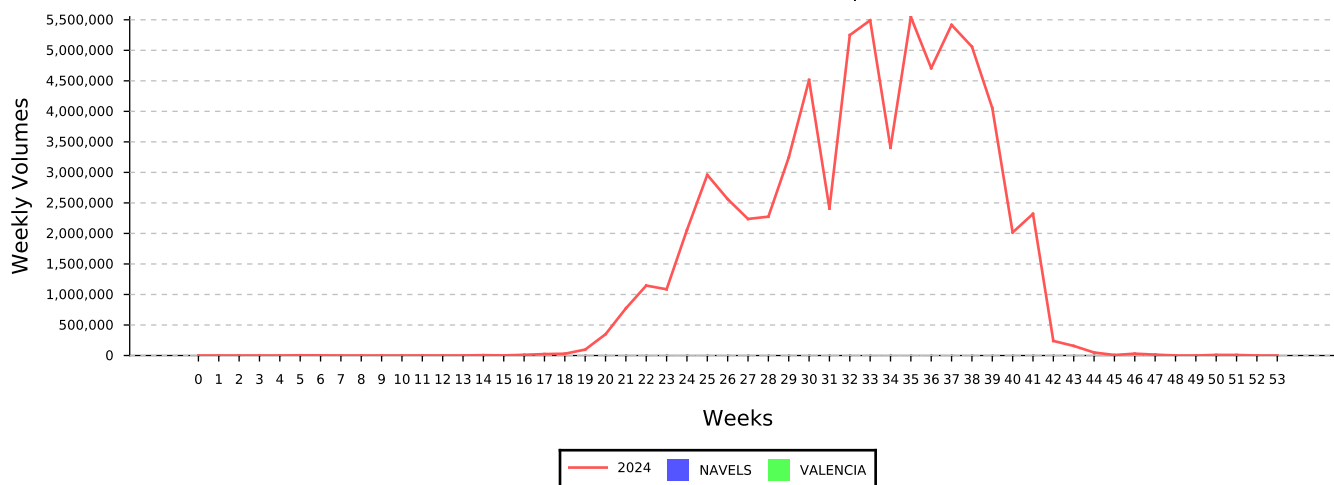


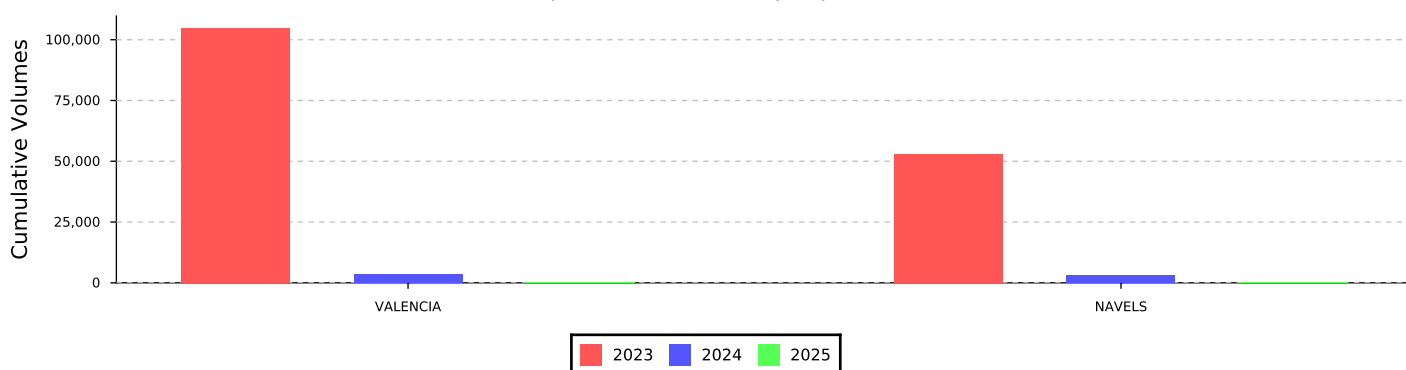
## ORANGES (15.00 kg Cartons )

Selected ORANGES Varieties Exported



Region	Weekly volumes - Week 12									Cumulative volumes - YTD - week 12								
	2024 Air	2024 Ship	2024 Total	2025 Air	2025 Ship	2025 Total	Diff	%Diff		2024 Air	2024 Ship	2024 Total	2025 Air	2025 Ship	2025 Total	Diff	%Diff	Dist
Africa and Islands	0	0	0	0	0	0	0			0	0	0	0	250	250	250	%	100
Asia	0	0	0	0	0	0	0			0	0	0	0	0	0	0		0 %
Canada	0	0	0	0	0	0	0			0	0	0	0	0	0	0		0 %
China	0	0	0	0	0	0	0			0	0	0	0	0	0	0		0 %
Europe	0	0	0	0	0	0	0			0	6,604	6,604	0	0	0	-6,604	-100%	0 %
Middle East	0	0	0	0	0	0	0			0	0	0	0	0	0	0		0 %
North-America	0	0	0	0	0	0	0			0	0	0	0	0	0	0		0 %
Other	0	0	0	0	0	0	0			0	0	0	0	0	0	0		0 %
Russian Federation	0	0	0	0	0	0	0			0	0	0	0	0	0	0		0 %
South East Asia	0	0	0	0	0	0	0			0	0	0	0	0	0	0		0 %
United Kingdom	0	0	0	0	0	0	0			0	0	0	0	0	0	0		0 %
United States	0	0	0	0	0	0	0			0	0	0	0	0	0	0		0 %
<b>Total</b>	<b>0</b>	<b>0</b>	<b>0</b>	<b>0</b>	<b>0</b>	<b>0</b>	<b>0</b>			<b>0</b>	<b>6,604</b>	<b>6,604</b>	<b>0</b>	<b>250</b>	<b>250</b>	<b>-6,354</b>	<b>-96%</b>	

Major Cultivars Currently Exported



Cumulative volumes - YTD	Africa and Islands	Asia	Canada	China	Europe	Middle East	North-America	Other	Russian Federation	South East Asia	United Kingdom	United States	Total
LATE NAVAL	0	0	0	0	0	0	0	0	0	0	0	0	0
NAVELS	0	0	0	0	0	0	0	0	0	0	0	0	0
RED NAVAL	0	0	0	0	0	0	0	0	0	0	0	0	0
UNKNOWN	0	0	0	0	0	0	0	0	0	0	0	0	0

**Indemnity:**  
Agri-hub shall take all reasonable precautions to ensure that any information and data provided by Agri-hub from its information sources are correct. Neither Agri-hub nor any of its directors, employees or information sources take any responsibility for action or losses that might occur as a result of the

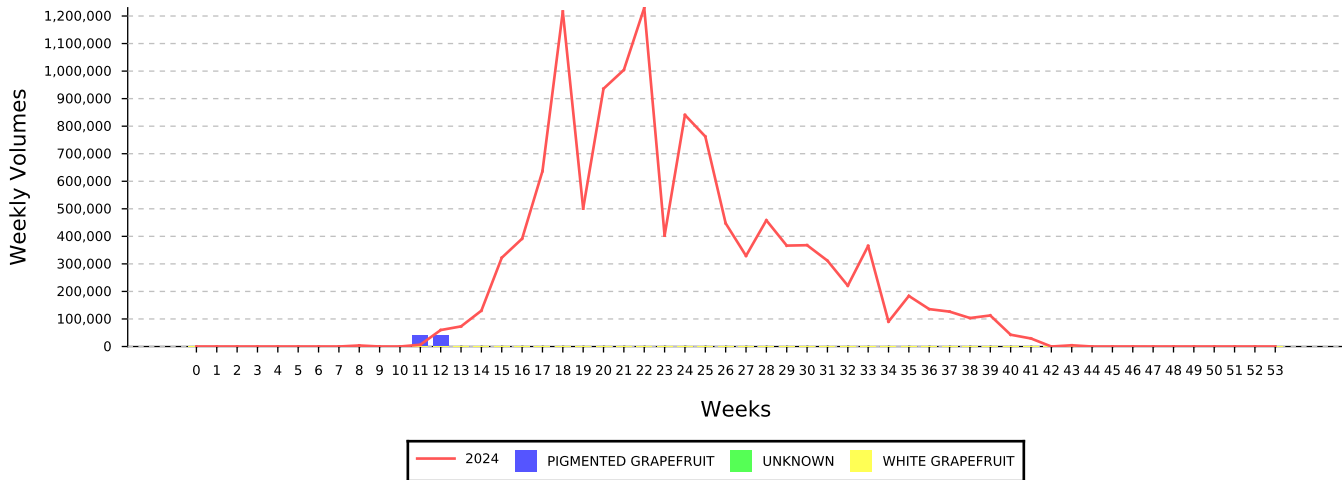
Cumulative volumes - YTD	Africa and Islands	Asia	Canada	China	Europe	Middle East	North-America	Other	Russian Federation	South East Asia	United Kingdom	United States	Total
VALENCIA	250	0	0	0	0	0	0	0	0	0	0	0	250
Total	250	0	0	0	0	0	0	0	0	0	0	0	250

Historical week's export figures for the previous season (2024)

		Africa and Islands	Asia	Canada	China	Europe	Middle East	North-America	Other	Russian Federation	South East Asia	United Kingdom	United States	Total Region Desc
Week 12	LATE NAVEL	0	0	0	0	0	0	0	0	0	0	0	0	0
	NAVELS	0	0	0	0	0	0	0	0	0	0	0	0	0
	RED NAVEL	0	0	0	0	0	0	0	0	0	0	0	0	0
	UNKNOWN	0	0	0	0	0	0	0	0	0	0	0	0	0
	VALENCIA	0	0	0	0	0	0	0	0	0	0	0	0	0
	Total Variety Group	0	0	0	0	0	0	0	0	0	0	0	0	0
Week 13	LATE NAVEL	0	0	0	0	0	0	0	0	0	0	0	0	0
	NAVELS	832	0	0	0	0	0	0	0	0	0	0	0	832
	RED NAVEL	0	0	0	0	0	0	0	0	0	0	0	0	0
	UNKNOWN	0	0	0	0	0	0	0	0	0	0	0	0	0
	VALENCIA	0	0	0	0	0	0	0	0	0	0	0	0	0
	Total Variety Group	832	0	0	0	0	0	0	0	0	0	0	0	832
Week 14	LATE NAVEL	0	0	0	0	0	0	0	0	0	0	0	0	0
	NAVELS	0	0	5,120	0	0	0	0	0	0	0	0	0	5,120
	RED NAVEL	0	0	0	0	0	0	0	0	0	0	0	0	0
	UNKNOWN	0	0	0	0	0	0	0	0	0	0	0	0	0
	VALENCIA	0	0	0	0	0	0	0	0	0	0	0	0	0
	Total Variety Group	0	0	5,120	0	0	0	0	0	0	0	0	0	5,120
Total week		832	0	5,120	0	0	0	0	0	0	0	0	0	5,952

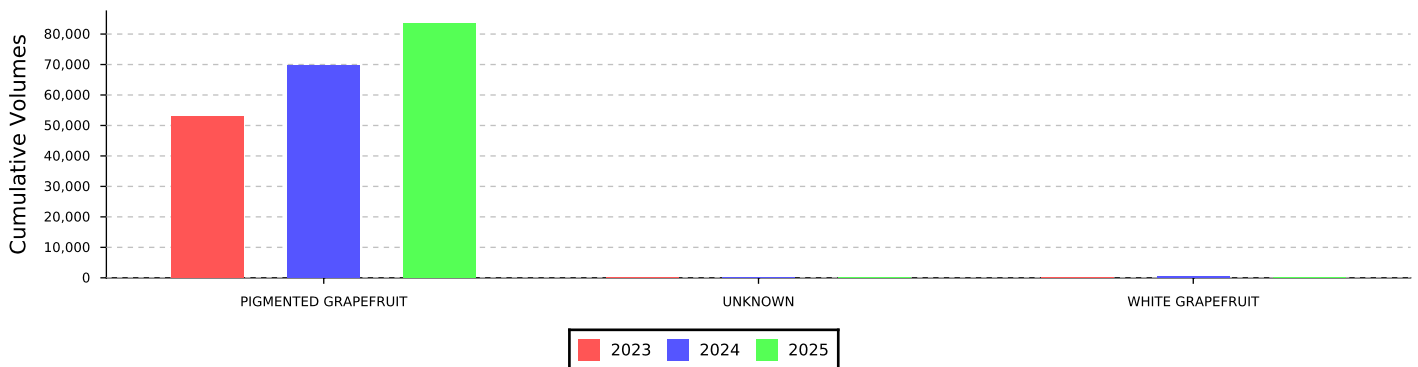
## GRAPEFRUIT (17.00 kg Cartons )

Selected GRAPEFRUIT Varieties Exported



	Weekly volumes - Week 12								Cumulative volumes - YTD - week 12								
Region	2024 Air	2024 Ship	2024 Total	2025 Air	2025 Ship	2025 Total	Diff	%Diff	2024 Air	2024 Ship	2024 Total	2025 Air	2025 Ship	2025 Total	Diff	%Diff	Dist
Africa and Islands	0	1,352	1,352	0	0	0	-1,352	-100%	0	1,352	1,352	0	1,323	1,323	-29	-2%	2 %
Asia	0	0	0	0	0	0	0		0	1,727	1,727	0	0	0	-1,727	-100%	0 %
Canada	0	0	0	0	0	0	0		0	5,121	5,121	0	1,290	1,290	-3,831	-75%	2 %
China	0	1,257	1,257	0	0	0	-1,257	-100%	0	1,257	1,257	0	3,710	3,710	2,453	195%	4 %
Europe	0	49,838	49,838	0	26,937	26,937	-22,901	-46%	0	51,579	51,579	0	58,948	58,948	7,370	14%	71 %
Middle East	0	0	0	0	0	0	0		0	0	0	0	0	0	0		0 %
North-America	0	0	0	0	0	0	0		0	0	0	0	0	0	0		0 %
Other	0	0	0	0	0	0	0		0	0	0	0	0	0	0		0 %
Russian Federation	0	4,801	4,801	0	14,294	14,294	9,493	198%	0	4,801	4,801	0	14,294	14,294	9,493	198%	17 %
South East Asia	0	0	0	0	0	0	0		0	1,695	1,695	0	0	0	-1,695	-100%	0 %
United Kingdom	0	2,539	2,539	0	1,269	1,269	-1,269	-50%	0	2,539	2,539	0	3,808	3,808	1,269	50%	5 %
United States	0	0	0	0	0	0	0		0	0	0	0	0	0	0		0 %
Total	0	59,787	59,787	0	42,501	42,501	-17,287	-29%	0	70,072	70,072	0	83,375	83,375	13,303	19%	

Major Cultivars Currently Exported



Cumulative volumes - YTD	Africa and Islands	Asia	Canada	China	Europe	Middle East	North-America	Other	Russian Federation	South East Asia	United Kingdom	United States	Total
PIGMENTED	1,323	0	1,290	3,710	58,948	0	0	0	14,294	0	3,808	0	83,375
UNKNOWN	0	0	0	0	0	0	0	0	0	0	0	0	0
WHITE	0	0	0	0	0	0	0	0	0	0	0	0	0
<b>Total</b>	<b>1,323</b>	<b>0</b>	<b>1,290</b>	<b>3,710</b>	<b>58,948</b>	<b>0</b>	<b>0</b>	<b>0</b>	<b>14,294</b>	<b>0</b>	<b>3,808</b>	<b>0</b>	<b>83,375</b>

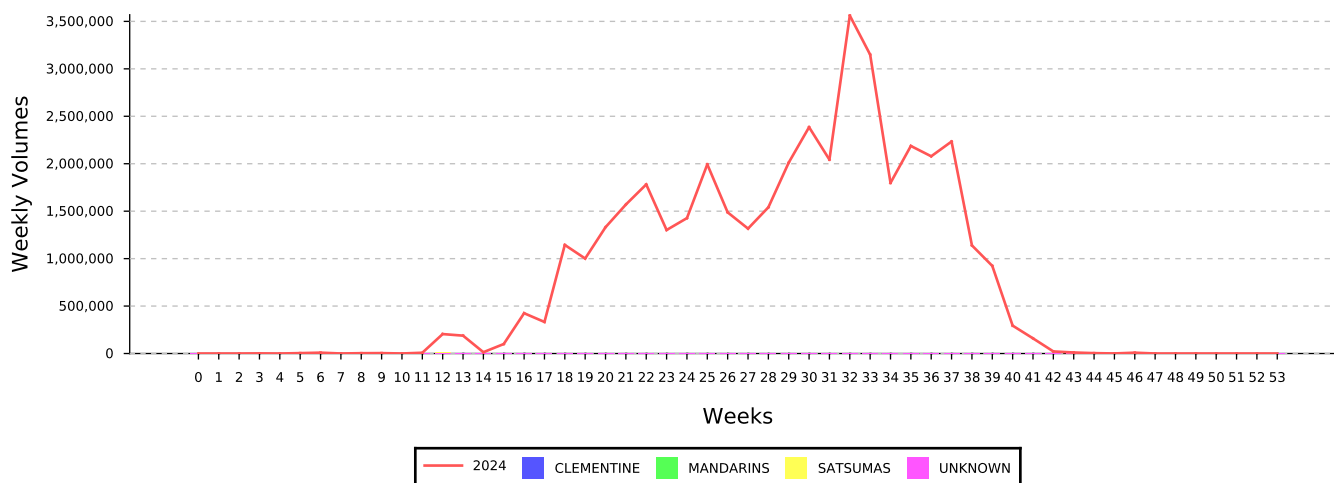
**Indemnity:**  
Agri-hub shall take all reasonable precautions to ensure that any information and data provided by Agri-hub from its information sources are correct. Neither Agri-hub nor any of its directors, employees or information sources take any responsibility for action or losses that might occur as a result of the

Historical week's export figures for the previous season (2024)

		Africa and Islands	Asia	Canada	China	Europe	Middle East	North-America	Other	Russian Federation	South East Asia	United Kingdom	United States	Total Region Desc
Week 12	PIGMENTED	1,352	0	0	1,257	49,838	0	0	0	4,801	0	2,539	0	59,787
	UNKNOWN	0	0	0	0	0	0	0	0	0	0	0	0	0
	WHITE	0	0	0	0	0	0	0	0	0	0	0	0	0
	Total Variety Group	1,352	0	0	1,257	49,838	0	0	0	4,801	0	2,539	0	59,787
Week 13	PIGMENTED	0	0	0	17,984	35,131	0	0	0	0	3,583	2,539	0	59,238
	UNKNOWN	0	0	0	0	0	0	0	0	0	0	0	0	0
	WHITE	0	0	0	0	12,847	0	0	0	0	0	952	0	13,799
	Total Variety Group	0	0	0	17,984	47,978	0	0	0	0	3,583	3,491	0	73,037
Week 14	PIGMENTED	676	1,352	9,965	28,382	68,189	10,872	0	0	0	8,113	1,269	0	128,818
	UNKNOWN	0	0	0	0	0	0	0	0	0	0	0	0	0
	WHITE	0	0	0	0	1,352	0	0	0	0	0	0	0	1,352
	Total Variety Group	676	1,352	9,965	28,382	69,542	10,872	0	0	0	8,113	1,269	0	130,171
Total week		2,028	1,352	9,965	47,623	167,357	10,872	0	0	4,801	11,697	7,299	0	262,994

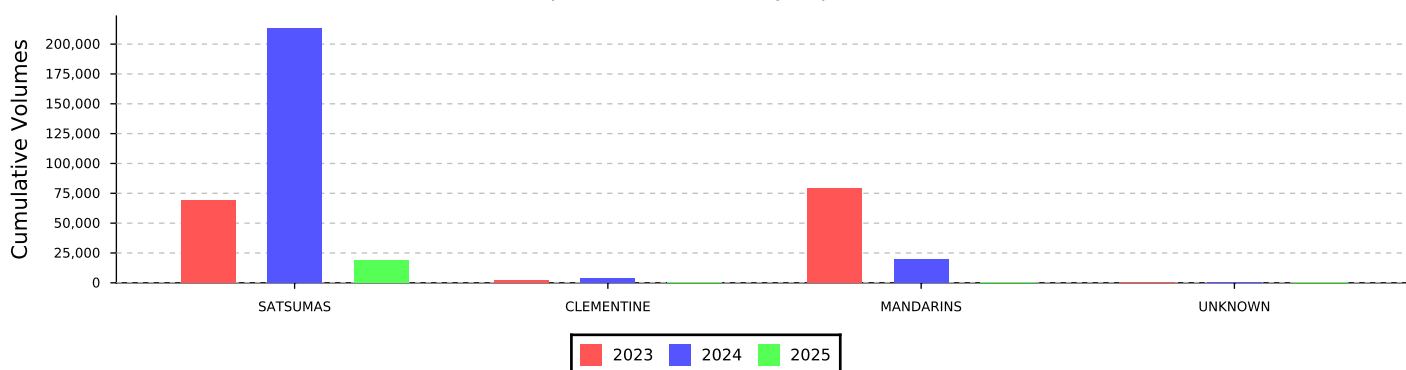
## SOFT CITRUS (15.00 kg Cartons )

Selected SOFT CITRUS Varieties Exported



	Weekly volumes - Week 12								Cumulative volumes - YTD - week 12								
Region	2024 Air	2024 Ship	2024 Total	2025 Air	2025 Ship	2025 Total	Diff	%Diff	2024 Air	2024 Ship	2024 Total	2025 Air	2025 Ship	2025 Total	Diff	%Diff	Dist
Africa and Islands	0	0	0	0	0	0	0		0	13,216	13,216	0	0	0	-13,216	-100%	0 %
Asia	0	0	0	0	0	0	0		0	0	0	0	0	0	0		0 %
Canada	0	0	0	0	0	0	0		0	0	0	0	0	0	0		0 %
China	0	0	0	0	0	0	0		0	0	0	0	0	0	0		0 %
Europe	0	83,779	83,779	0	0	0	-83,779	-100%	0	100,411	100,411	0	0	0	-100,411	-100%	0 %
Middle East	0	0	0	0	0	0	0		0	400	400	0	0	0	-400	-100%	0 %
North-America	0	0	0	0	0	0	0		0	0	0	0	0	0	0		0 %
Other	0	0	0	0	0	0	0		0	0	0	0	0	0	0		0 %
Russian Federation	0	58,223	58,223	0	14,179	14,179	-44,044	-76%	0	58,223	58,223	0	17,152	17,152	-41,071	-71%	93 %
South East Asia	0	0	0	0	0	0	0		0	0	0	0	0	0	0		0 %
United Kingdom	0	59,705	59,705	0	0	0	-59,705	-100%	0	63,893	63,893	0	1,373	1,373	-62,520	-98%	7 %
United States	0	0	0	0	0	0	0		0	0	0	0	0	0	0		0 %
Total	0	201,707	201,707	0	14,179	14,179	-187,528	-93%	0	236,143	236,143	0	18,525	18,525	-217,618	-92%	

Major Cultivars Currently Exported



Cumulative volumes - YTD	Africa and Islands	Asia	Canada	China	Europe	Middle East	North-America	Other	Russian Federation	South East Asia	United Kingdom	United States	Total
CLEMENTINE	0	0	0	0	0	0	0	0	0	0	0	0	0
MANDARINS	0	0	0	0	0	0	0	0	0	0	0	0	0
SATSUMAS	0	0	0	0	0	0	0	0	17,152	0	1,373	0	18,525
UNKNOWN	0	0	0	0	0	0	0	0	0	0	0	0	0

**Indemnity:**  
Agri-hub shall take all reasonable precautions to ensure that any information and data provided by Agri-hub from its information sources are correct. Neither Agri-hub nor any of its directors, employees or information sources take any responsibility for action or losses that might occur as a result of the

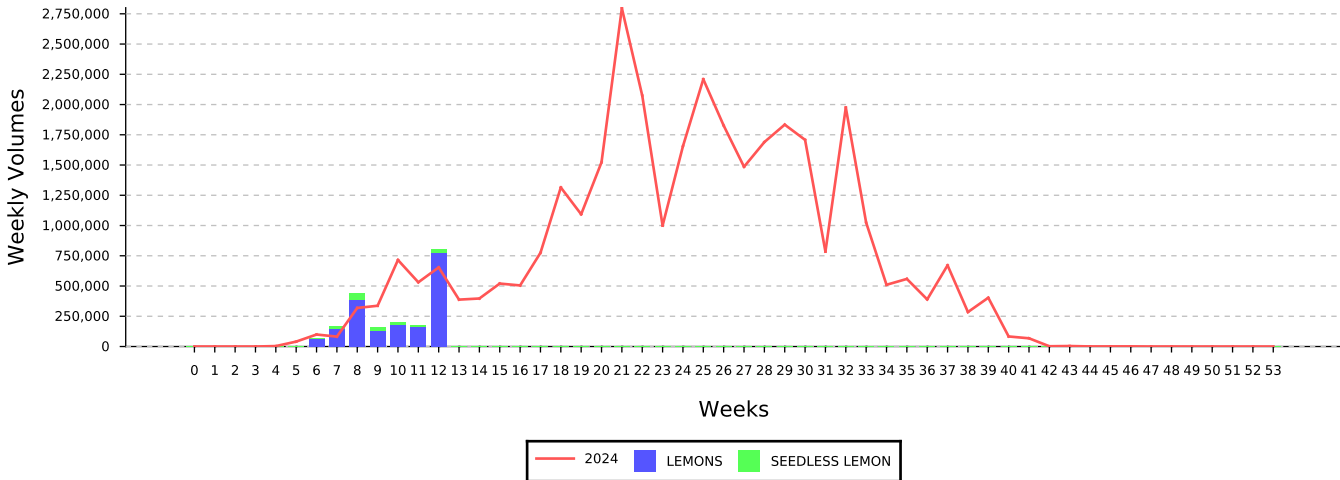
Cumulative volumes - YTD	Africa and Islands	Asia	Canada	China	Europe	Middle East	North-America	Other	Russian Federation	South East Asia	United Kingdom	United States	Total
Total	0	0	0	0	0	0	0	0	17,152	0	1,373	0	18,525

### Historical week's export figures for the previous season (2024)

		Africa and Islands	Asia	Canada	China	Europe	Middle East	North-America	Other	Russian Federation	South East Asia	United Kingdom	United States	Total Region Desc
Week 12	CLEMENTINE	0	0	0	0	1,218	0	0	0	0	0	0	0	1,218
	MANDARINS	0	0	0	0	892	0	0	0	0	0	577	0	1,469
	SATSUMAS	3,324	0	0	0	81,669	0	0	0	58,223	0	59,128	0	202,344
	UNKNOWN	0	0	0	0	0	0	0	0	0	0	0	0	0
	Total Variety Group	3,324	0	0	0	83,779	0	0	0	58,223	0	59,705	0	205,031
Week 13	CLEMENTINE	1,487	0	0	0	0	0	0	0	0	0	0	0	1,487
	MANDARINS	0	0	0	0	0	0	0	0	943	0	0	0	943
	SATSUMAS	1,258	0	4,409	0	36,991	0	0	1,487	84,821	0	56,850	0	185,816
	UNKNOWN	0	0	0	0	0	0	0	0	0	0	0	0	0
	Total Variety Group	2,744	0	4,409	0	36,991	0	0	1,487	85,764	0	56,850	0	188,245
Week 14	CLEMENTINE	0	0	793	0	0	0	0	0	0	0	0	0	793
	MANDARINS	0	0	0	0	0	0	0	0	0	0	0	0	0
	SATSUMAS	0	0	11,510	0	1,487	0	0	0	0	0	0	0	12,996
	UNKNOWN	0	0	0	0	0	0	0	0	0	0	0	0	0
	Total Variety Group	0	0	12,303	0	1,487	0	0	0	0	0	0	0	13,790
Total week		6,068	0	16,712	0	122,257	0	0	1,487	143,987	0	116,555	0	407,066

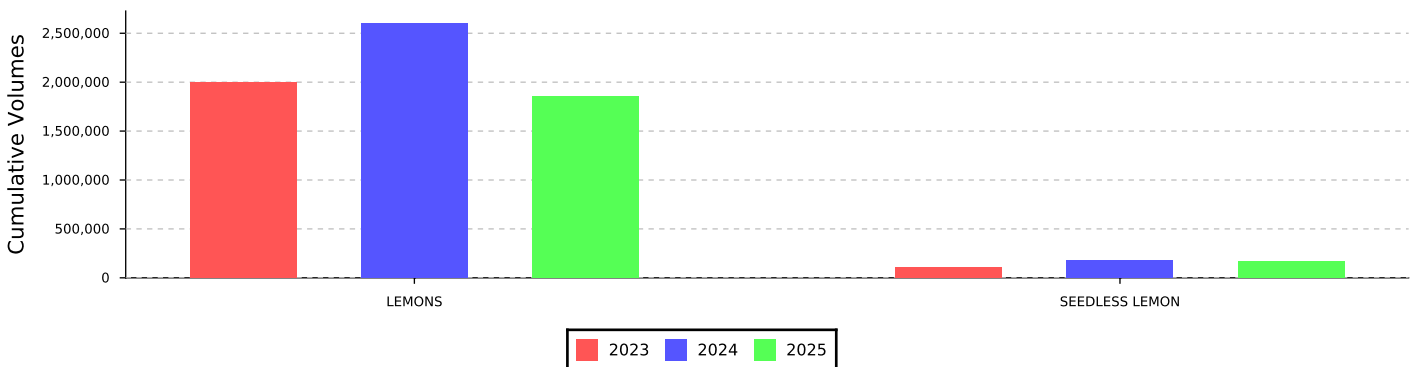
## LEMONS (15.00 kg Cartons )

Selected LEMONS Varieties Exported



	Weekly volumes - Week 12								Cumulative volumes - YTD - week 12								
Region	2024 Air	2024 Ship	2024 Total	2025 Air	2025 Ship	2025 Total	Diff	%Diff	2024 Air	2024 Ship	2024 Total	2025 Air	2025 Ship	2025 Total	Diff	%Diff	Dist
Africa and Islands	0	5,224	5,224	0	0	0	-5,224	-100%	0	65,436	65,436	0	38,097	38,097	-27,339	-42%	2 %
Asia	0	0	0	0	1,504	1,504	1,504	%	0	0	0	0	1,504	1,504	1,504	%	0 %
Canada	0	26,607	26,607	0	66,518	66,518	39,911	150%	0	279,741	279,741	0	213,537	213,537	-66,204	-24%	11 %
China	0	0	0	0	0	0	0		0	0	0	0	0	0	0		0 %
Europe	0	5,109	5,109	0	35,366	35,366	30,257	592%	0	19,441	19,441	0	50,511	50,511	31,069	160%	2 %
Middle East	0	426,413	426,413	0	424,087	424,087	-2,326	-1%	0	1,609,676	1,609,676	0	1,092,129	1,092,129	-517,546	-32%	54 %
North-America	0	0	0	0	0	0	0		0	0	0	0	0	0	0		0 %
Other	0	0	0	0	0	0	0		0	27,464	27,464	0	0	0	-27,464	-100%	0 %
Russian Federation	0	93,163	93,163	0	143,435	143,435	50,271	54%	0	292,198	292,198	0	230,529	230,529	-61,670	-21%	11 %
South East Asia	0	41,005	41,005	0	85,834	85,834	44,829	109%	0	401,330	401,330	0	308,505	308,505	-92,825	-23%	15 %
United Kingdom	0	29,187	29,187	0	38,004	38,004	8,817	30%	0	85,202	85,202	0	60,950	60,950	-24,252	-28%	3 %
United States	0	0	0	0	11,656	11,656	11,656	%	0	0	0	0	28,831	28,831	28,831	%	1 %
Total	0	626,709	626,709	0	806,403	806,403	179,694	29%	0	2,780,487	2,780,487	0	2,024,592	2,024,592	-755,895	-27%	

Major Cultivars Currently Exported



Cumulative volumes - YTD	Africa and Islands	Asia	Canada	China	Europe	Middle East	North-America	Other	Russian Federation	South East Asia	United Kingdom	United States	Total
LEMONS	14,849	1,504	184,129	0	41,817	1,006,004	0	0	220,636	306,986	53,407	28,831	1,858,163
LEMONS SEEDLESS	23,248	0	29,408	0	8,694	86,125	0	0	9,893	1,519	7,542	0	166,430
<b>Total</b>	<b>38,097</b>	<b>1,504</b>	<b>213,537</b>	<b>0</b>	<b>50,511</b>	<b>1,092,129</b>	<b>0</b>	<b>0</b>	<b>230,529</b>	<b>308,505</b>	<b>60,950</b>	<b>28,831</b>	<b>2,024,592</b>

**Indemnity:**  
Agri-hub shall take all reasonable precautions to ensure that any information and data provided by Agri-hub from its information sources are correct. Neither Agri-hub nor any of its directors, employees or information sources take any responsibility for action or losses that might occur as a result of the

Historical week's export figures for the previous season (2024)

		Africa and Islands	Asia	Canada	China	Europe	Middle East	North-America	Other	Russian Federation	South East Asia	United Kingdom	United States	Total Region Desc
Week 12	LEMONS	9,736	0	21,477	0	1,671	423,270	0	20,319	93,163	40,504	27,474	0	637,614
	LEMONS SEEDLESS	2,132	0	5,129	0	3,438	3,143	0	0	0	501	1,713	0	16,058
	Total Variety Group	11,868	0	26,607	0	5,109	426,413	0	20,319	93,163	41,005	29,187	0	653,672
Week 13	LEMONS	6,686	0	8,988	0	4,278	257,687	0	0	3,879	66,852	13,321	0	361,691
	LEMONS SEEDLESS	0	2,059	0	0	4,881	13,574	0	0	366	0	5,066	0	25,945
	Total Variety Group	6,686	2,059	8,988	0	9,159	271,261	0	0	4,244	66,852	18,387	0	387,637
Week 14	LEMONS	6,776	0	50,379	0	11,751	276,897	0	0	6,735	23,612	13,257	0	389,406
	LEMONS SEEDLESS	477	0	4,984	0	0	1,747	0	0	251	0	0	0	7,459
	Total Variety Group	7,253	0	55,363	0	11,751	278,644	0	0	6,986	23,612	13,257	0	396,866
Total week		25,807	2,059	90,958	0	26,020	976,318	0	20,319	104,394	131,469	60,830	0	1,438,174



## Glossary of Key Terms

### Actual Cartons (ActCtn)

- Number of cartons that are on a pallet as provided by data source. (The number cartons can differ depending on the pack type code e.g. J60B has 2 cartons, and A15C has 80 cartons)

### Country of Origin

- Reports are based on South African exports only. The country of origin code in the data source is ZA.

### Equivalent Cartons (EqvCtns)

- The net mass provided by the data source, divided by the standard mass as per commodity.
- Nett mass is validated to be within certain tolerance based on pack type codes. e.g. Grapes standard mass is 4.5 kg where the Oranges are 15kg and Grapefruit is at 17kg

### Pallet Quantity (Plt\_Qty)

- The Pallet Quantity provided by data source. No distinction is made between pallet types

### Port Of Loading (POL)

- Port of Loading

### Shipped Date

- Shipped date is the sail date from the Port of Loading for the vessel.
- Pomefruit & Stonefruit - Shipped Date / Export Week is the date of the last South African port of loading
- ( Initially the shipped date is received from the data source.  
The vessel sail date is updated according to Marine traffic and Transnet to use the actual shipped dates )

### Shipped\_week

- The week of the year, starting on a Monday, derived from the shipped date.
- Pome and Stone fruit use Shipped\_week\_za in this field.

### Shipped\_week\_pol

- The week of the year, starting on a Monday, derived from the shipped date when the vessel left the port.

### Shipped\_week\_za

- The week of the year, starting on a Monday, derived from the shipped date when the vessel left the last South African POL. (NOT the port the container was loaded in)

## Glossary of Key Terms

### Year To Date (YTD)

- Year To Date (YTD) Data for the current season. The season dates are managed on commodity level.