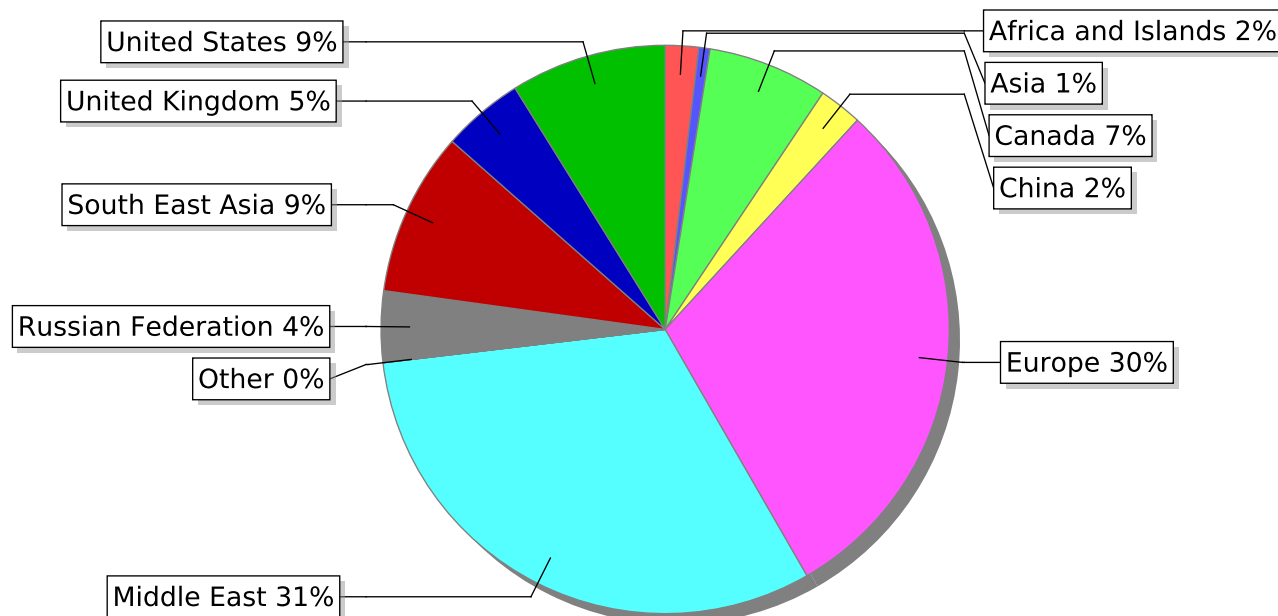


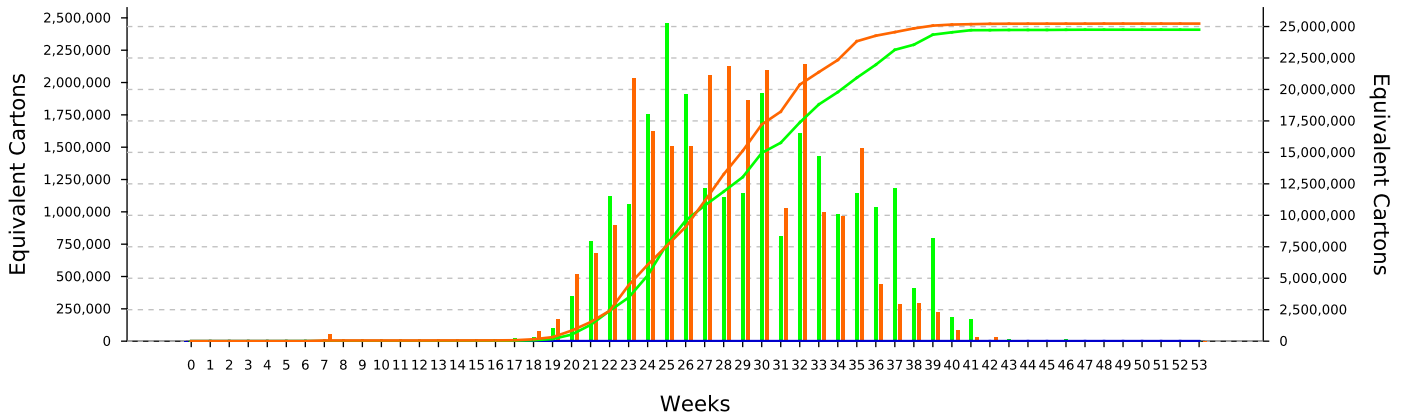
## NAVELS ( NV ): Current Season vs Previous Season

### Current Season (2025) (YTD)

### Previous Season (2024) (YTD)



## NAVELS ( NV ) Exported to All Regions : Current Season vs Previous Seasons

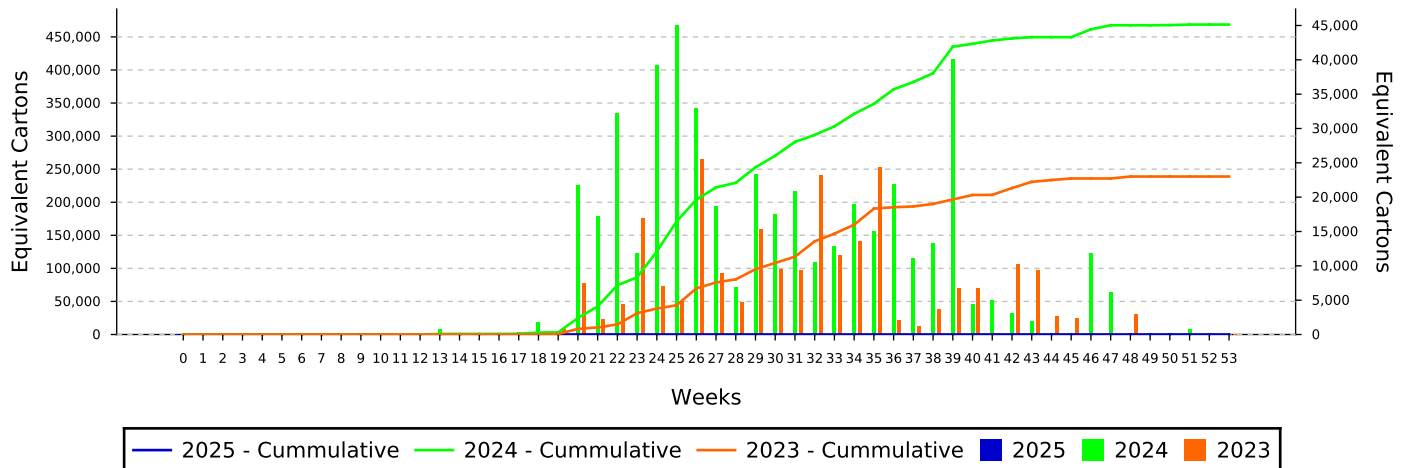


— 2025 - cummulative 
 — 2024 - cummulative 
 — 2023 - cummulative 
 ■ 2025 
 ■ 2024 
 ■ 2023

Week	2025 - Current	2025 - Cumulative	2024 - Current	2024 - Cumulative	2023 - Current	2023 - Cumulative
0	0	0	0	0	0	0
1	0	0	0	0	0	0
2	0	0	0	0	0	0
3	0	0	0	0	0	0
4	0	0	0	0	0	0
5	0	0	2,413	2,413	0	0
6	0	0	774	3,187	0	0
7	0	0	0	3,187	52,870	52,870
8	0	0	0	3,187	0	52,870
9	0	0	0	3,187	0	52,870
10	0	0	0	3,187	0	52,870
11	0	0	0	3,187	0	52,870
12	0	0	0	3,187	0	52,870
13	0	0	832	4,019	5,283	58,153
14	0	0	5,120	9,139	0	58,153
15	0	0	1,595	10,733	969	59,122
16	0	0	11,612	22,345	1,400	60,522
17	0	0	23,781	46,126	13,852	74,374
18	0	0	29,068	75,194	76,273	150,647
19	0	0	97,147	172,341	168,084	318,731
20	0	0	348,217	520,558	518,012	836,743
21	0	0	772,037	1,292,595	678,477	1,515,220
22	0	0	1,118,128	2,410,723	897,693	2,412,913
23	0	0	1,055,128	3,465,851	2,029,536	4,442,449
24	0	0	1,755,909	5,221,760	1,623,474	6,065,923
25	0	0	2,455,583	7,677,343	1,503,346	7,569,269
26	0	0	1,910,417	9,587,760	1,509,108	9,078,377
27	0	0	1,184,125	10,771,886	2,055,276	11,133,653
28	0	0	1,114,537	11,886,423	2,126,829	13,260,482
29	0	0	1,145,545	13,031,968	1,859,001	15,119,483
30	0	0	1,920,157	14,952,125	2,092,002	17,211,485
31	0	0	813,087	15,765,212	1,024,914	18,236,399
32	0	0	1,608,877	17,374,089	2,144,417	20,380,815
33	0	0	1,432,647	18,806,736	994,092	21,374,908
34	0	0	981,140	19,787,875	964,366	22,339,273
35	0	0	1,141,860	20,929,735	1,490,386	23,829,660
36	0	0	1,035,984	21,965,719	440,008	24,269,668
37	0	0	1,183,352	23,149,071	286,637	24,556,304
38	0	0	407,089	23,556,160	294,785	24,851,089
39	0	0	796,785	24,352,945	221,060	25,072,149
40	0	0	187,771	24,540,716	83,379	25,155,528
41	0	0	169,264	24,709,980	30,743	25,186,271
42	0	0	3,183	24,713,163	28,493	25,214,764
43	0	0	15,833	24,728,996	9,376	25,224,141
44	0	0	1,457	24,730,453	2,758	25,226,899
45	0	0	0	24,730,453	2,355	25,229,254
46	0	0	11,840	24,742,292	0	25,229,254
47	0	0	6,157	24,748,449	0	25,229,254
48	0	0	0	24,748,449	2,938	25,232,192
49	0	0	0	24,748,449	0	25,232,192
50	0	0	250	24,748,699	0	25,232,192
51	0	0	797	24,749,496	0	25,232,192
52	0	0	0	24,749,496	0	25,232,192
53	0	0	0	24,749,496	0	25,232,192

Indemnity:  
 Agri-hub shall take all reasonable precautions to ensure that any information and data provided by Agri-hub from its information sources are correct. Neither Agri-hub nor any of its directors, employees or information sources take any responsibility for action or losses that might occur as a result of the usage of this information.

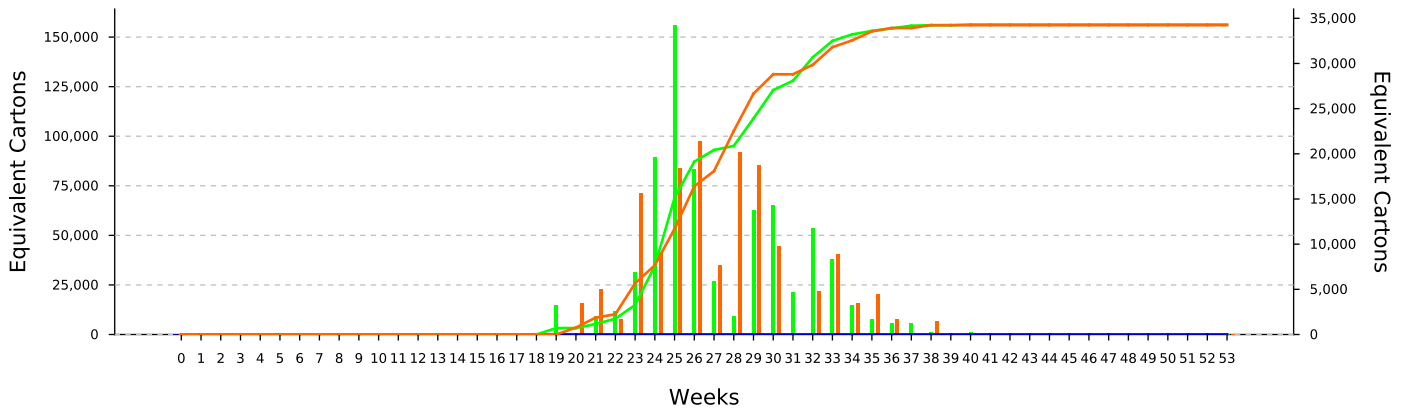
## NAVELS ( NV ) Exported to Africa and Islands ( AFI ) : Current Season vs Previous Seasons



Week	2025 - Current	2025 - Cumulative	2024 - Current	2024 - Cumulative	2023 - Current	2023 - Cumulative
0	0	0	0	0	0	0
1	0	0	0	0	0	0
2	0	0	0	0	0	0
3	0	0	0	0	0	0
4	0	0	0	0	0	0
5	0	0	0	0	0	0
6	0	0	0	0	0	0
7	0	0	0	0	0	0
8	0	0	0	0	0	0
9	0	0	0	0	0	0
10	0	0	0	0	0	0
11	0	0	0	0	0	0
12	0	0	0	0	0	0
13	0	0	832	832	0	0
14	0	0	0	832	0	0
15	0	0	0	832	0	0
16	0	0	0	832	0	0
17	0	0	291	1,123	0	0
18	0	0	1,862	2,985	0	0
19	0	0	250	3,234	862	862
20	0	0	21,775	25,009	7,571	8,432
21	0	0	17,289	42,298	2,326	10,758
22	0	0	32,235	74,533	4,467	15,225
23	0	0	11,894	86,428	16,954	32,180
24	0	0	39,268	125,696	7,074	39,254
25	0	0	45,135	170,831	4,938	44,192
26	0	0	33,038	203,869	25,524	69,716
27	0	0	18,644	222,513	8,923	78,638
28	0	0	6,905	229,418	4,724	83,362
29	0	0	23,389	252,807	15,358	98,719
30	0	0	17,475	270,282	9,525	108,245
31	0	0	20,970	291,252	9,420	117,664
32	0	0	10,607	301,859	23,186	140,851
33	0	0	12,826	314,684	11,592	152,443
34	0	0	19,020	333,704	13,552	165,995
35	0	0	15,085	348,789	24,361	190,356
36	0	0	21,916	370,705	2,079	192,435
37	0	0	11,101	381,807	1,239	193,674
38	0	0	13,310	395,117	3,785	197,459
39	0	0	40,085	435,202	6,762	204,221
40	0	0	4,390	439,593	6,757	210,978
41	0	0	5,020	444,613	180	211,158
42	0	0	3,100	447,713	10,294	221,452
43	0	0	1,928	449,640	9,376	230,828
44	0	0	0	449,640	2,758	233,586
45	0	0	0	449,640	2,355	235,942
46	0	0	11,840	461,480	0	235,942
47	0	0	6,157	467,637	0	235,942
48	0	0	0	467,637	2,938	238,879
49	0	0	0	467,637	0	238,879
50	0	0	250	467,886	0	238,879
51	0	0	797	468,684	0	238,879
52	0	0	0	468,684	0	238,879
53	0	0	0	468,684	0	238,879

**Indemnity:**  
 Agri-hub shall take all reasonable precautions to ensure that any information and data provided by Agri-hub from its information sources are correct. Neither Agri-hub nor any of its directors, employees or information sources take any responsibility for action or losses that might occur as a result of the usage of this information.

## NAVELS ( NV ) Exported to Asia ( ASA ) : Current Season vs Previous Seasons

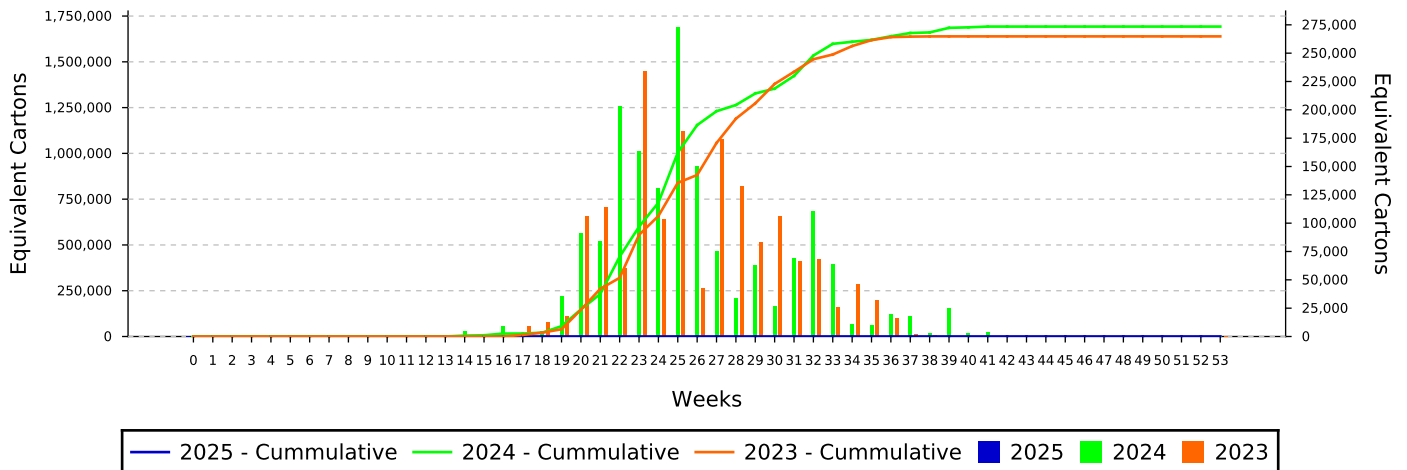


— 2025 - Cumulative   
 — 2024 - Cumulative   
 — 2023 - Cumulative   
 ■ 2025   
 ■ 2024   
 ■ 2023

Week	2025 - Current	2025 - Cumulative	2024 - Current	2024 - Cumulative	2023 - Current	2023 - Cumulative
0	0	0	0	0	0	0
1	0	0	0	0	0	0
2	0	0	0	0	0	0
3	0	0	0	0	0	0
4	0	0	0	0	0	0
5	0	0	0	0	0	0
6	0	0	0	0	0	0
7	0	0	0	0	0	0
8	0	0	0	0	0	0
9	0	0	0	0	0	0
10	0	0	0	0	0	0
11	0	0	0	0	0	0
12	0	0	0	0	0	0
13	0	0	0	0	0	0
14	0	0	0	0	0	0
15	0	0	0	0	0	0
16	0	0	0	0	0	0
17	0	0	0	0	0	0
18	0	0	0	0	0	0
19	0	0	3,245	3,245	0	0
20	0	0	0	3,245	3,499	3,499
21	0	0	2,080	5,325	5,007	8,506
22	0	0	2,628	7,953	1,685	10,191
23	0	0	6,938	14,891	15,652	25,844
24	0	0	19,677	34,567	9,091	34,935
25	0	0	34,306	68,874	18,400	53,334
26	0	0	18,272	87,146	21,414	74,749
27	0	0	5,907	93,053	7,684	82,433
28	0	0	2,080	95,133	20,221	102,654
29	0	0	13,781	108,913	18,811	121,465
30	0	0	14,334	123,247	9,776	131,241
31	0	0	4,742	127,990	0	131,241
32	0	0	11,758	139,748	4,770	136,011
33	0	0	8,325	148,073	8,882	144,893
34	0	0	3,288	151,361	3,445	148,338
35	0	0	1,734	153,096	4,530	152,868
36	0	0	1,318	154,414	1,698	154,566
37	0	0	1,318	155,732	0	154,566
38	0	0	254	155,986	1,440	156,006
39	0	0	0	155,986	0	156,006
40	0	0	332	156,318	0	156,006
41	0	0	0	156,318	0	156,006
42	0	0	0	156,318	0	156,006
43	0	0	0	156,318	0	156,006
44	0	0	0	156,318	0	156,006
45	0	0	0	156,318	0	156,006
46	0	0	0	156,318	0	156,006
47	0	0	0	156,318	0	156,006
48	0	0	0	156,318	0	156,006
49	0	0	0	156,318	0	156,006
50	0	0	0	156,318	0	156,006
51	0	0	0	156,318	0	156,006
52	0	0	0	156,318	0	156,006
53	0	0	0	156,318	0	156,006

**Indemnity:**  
 Agri-hub shall take all reasonable precautions to ensure that any information and data provided by Agri-hub from its information sources are correct. Neither Agri-hub nor any of its directors, employees or information sources take any responsibility for action or losses that might occur as a result of the usage of this information.

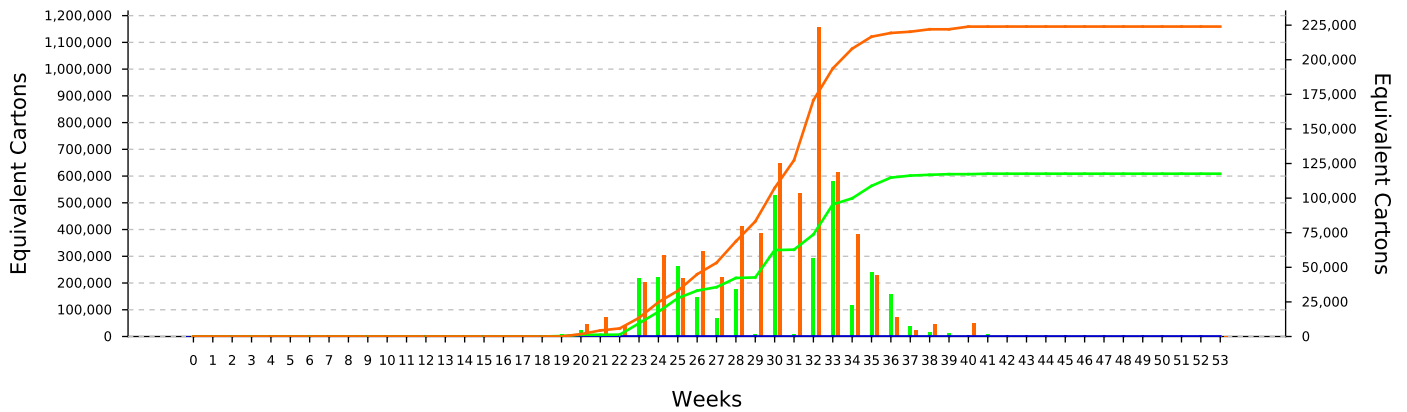
## NAVELS ( NV ) Exported to Canada ( CAN ) : Current Season vs Previous Seasons



Week	2025 - Current	2025 - Cumulative	2024 - Current	2024 - Cumulative	2023 - Current	2023 - Cumulative
0	0	0	0	0	0	0
1	0	0	0	0	0	0
2	0	0	0	0	0	0
3	0	0	0	0	0	0
4	0	0	0	0	0	0
5	0	0	0	0	0	0
6	0	0	0	0	0	0
7	0	0	0	0	0	0
8	0	0	0	0	0	0
9	0	0	0	0	0	0
10	0	0	0	0	0	0
11	0	0	0	0	0	0
12	0	0	0	0	0	0
13	0	0	0	0	0	0
14	0	0	5,120	5,120	0	0
15	0	0	1,595	6,714	0	0
16	0	0	9,199	15,913	0	0
17	0	0	250	16,163	8,835	8,835
18	0	0	4,659	20,822	12,351	21,186
19	0	0	35,486	56,308	18,500	39,686
20	0	0	91,595	147,903	106,654	146,340
21	0	0	84,438	232,341	114,003	260,343
22	0	0	203,420	435,762	60,057	320,399
23	0	0	163,715	599,477	234,390	554,790
24	0	0	131,221	730,698	103,344	658,133
25	0	0	273,464	1,004,162	180,940	839,073
26	0	0	150,306	1,154,468	43,005	882,079
27	0	0	75,839	1,230,307	174,651	1,056,730
28	0	0	33,866	1,264,173	132,779	1,189,509
29	0	0	63,036	1,327,209	83,720	1,273,229
30	0	0	26,529	1,353,738	105,928	1,379,157
31	0	0	69,365	1,423,104	66,314	1,445,470
32	0	0	111,115	1,534,219	68,603	1,514,073
33	0	0	63,937	1,598,156	25,757	1,539,830
34	0	0	11,413	1,609,569	46,182	1,586,012
35	0	0	10,234	1,619,802	32,373	1,618,385
36	0	0	19,824	1,639,626	16,674	1,635,060
37	0	0	17,694	1,657,320	2,641	1,637,700
38	0	0	3,161	1,660,481	1,036	1,638,736
39	0	0	25,067	1,685,547	163	1,638,899
40	0	0	2,755	1,688,303	83	1,638,982
41	0	0	4,258	1,692,561	0	1,638,982
42	0	0	0	1,692,561	0	1,638,982
43	0	0	0	1,692,561	0	1,638,982
44	0	0	0	1,692,561	0	1,638,982
45	0	0	0	1,692,561	0	1,638,982
46	0	0	0	1,692,561	0	1,638,982
47	0	0	0	1,692,561	0	1,638,982
48	0	0	0	1,692,561	0	1,638,982
49	0	0	0	1,692,561	0	1,638,982
50	0	0	0	1,692,561	0	1,638,982
51	0	0	0	1,692,561	0	1,638,982
52	0	0	0	1,692,561	0	1,638,982
53	0	0	0	1,692,561	0	1,638,982

**Indemnity:**  
 Agri-hub shall take all reasonable precautions to ensure that any information and data provided by Agri-hub from its information sources are correct. Neither Agri-hub nor any of its directors, employees or information sources take any responsibility for action or losses that might occur as a result of the usage of this information.

## NAVELS ( NV ) Exported to China ( CHN ) : Current Season vs Previous Seasons

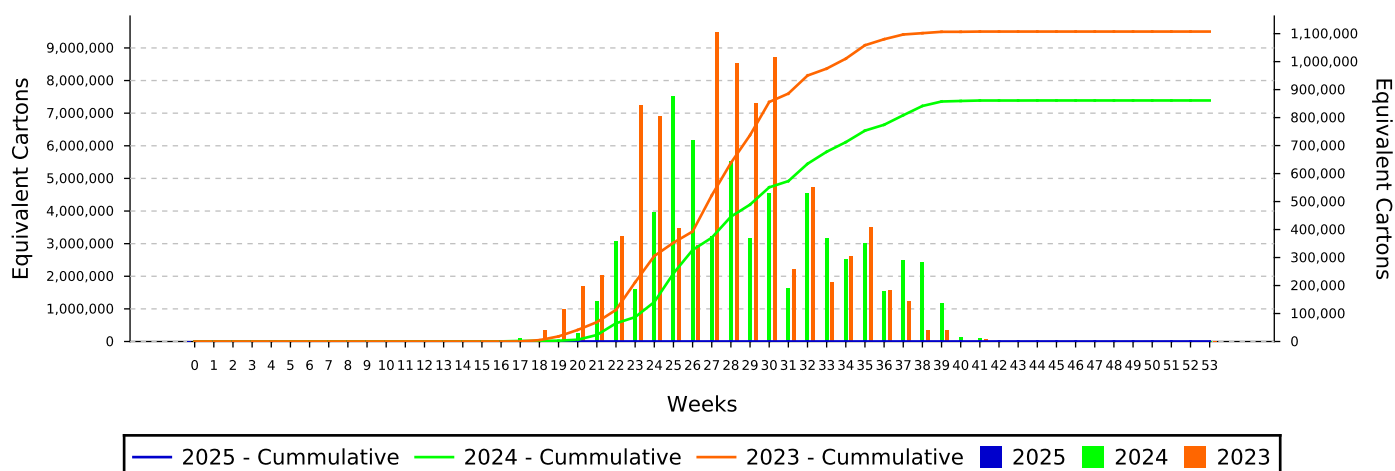


— 2025 - Cumulative 
 — 2024 - Cumulative 
 — 2023 - Cumulative 
 ■ 2025 
 ■ 2024 
 ■ 2023

Week	2025 - Current	2025 - Cumulative	2024 - Current	2024 - Cumulative	2023 - Current	2023 - Cumulative
0	0	0	0	0	0	0
1	0	0	0	0	0	0
2	0	0	0	0	0	0
3	0	0	0	0	0	0
4	0	0	0	0	0	0
5	0	0	0	0	0	0
6	0	0	0	0	0	0
7	0	0	0	0	0	0
8	0	0	0	0	0	0
9	0	0	0	0	0	0
10	0	0	0	0	0	0
11	0	0	0	0	0	0
12	0	0	0	0	0	0
13	0	0	0	0	0	0
14	0	0	0	0	0	0
15	0	0	0	0	0	0
16	0	0	0	0	0	0
17	0	0	0	0	0	0
18	0	0	0	0	0	0
19	0	0	1,664	1,664	0	0
20	0	0	4,796	6,460	8,919	8,919
21	0	0	0	6,460	13,771	22,691
22	0	0	416	6,876	7,416	30,107
23	0	0	42,307	49,183	39,655	69,762
24	0	0	43,147	92,330	58,538	128,301
25	0	0	50,880	143,210	42,405	170,706
26	0	0	28,312	171,523	62,022	232,728
27	0	0	13,031	184,554	43,012	275,739
28	0	0	34,259	218,812	80,113	355,852
29	0	0	2,101	220,913	74,465	430,317
30	0	0	102,226	323,139	125,110	555,427
31	0	0	1,705	324,845	103,860	659,287
32	0	0	56,603	381,447	223,976	883,263
33	0	0	112,341	493,788	119,162	1,002,426
34	0	0	22,884	516,672	74,027	1,076,453
35	0	0	46,589	563,261	44,747	1,121,200
36	0	0	30,999	594,260	14,012	1,135,212
37	0	0	7,453	601,713	4,652	1,139,863
38	0	0	3,058	604,771	9,061	1,148,925
39	0	0	2,390	607,161	0	1,148,925
40	0	0	0	607,161	10,029	1,158,954
41	0	0	1,664	608,825	0	1,158,954
42	0	0	0	608,825	174	1,159,128
43	0	0	0	608,825	0	1,159,128
44	0	0	0	608,825	0	1,159,128
45	0	0	0	608,825	0	1,159,128
46	0	0	0	608,825	0	1,159,128
47	0	0	0	608,825	0	1,159,128
48	0	0	0	608,825	0	1,159,128
49	0	0	0	608,825	0	1,159,128
50	0	0	0	608,825	0	1,159,128
51	0	0	0	608,825	0	1,159,128
52	0	0	0	608,825	0	1,159,128
53	0	0	0	608,825	0	1,159,128

**Indemnity:**  
 Agri-hub shall take all reasonable precautions to ensure that any information and data provided by Agri-hub from its information sources are correct. Neither Agri-hub nor any of its directors, employees or information sources take any responsibility for action or losses that might occur as a result of the usage of this information.

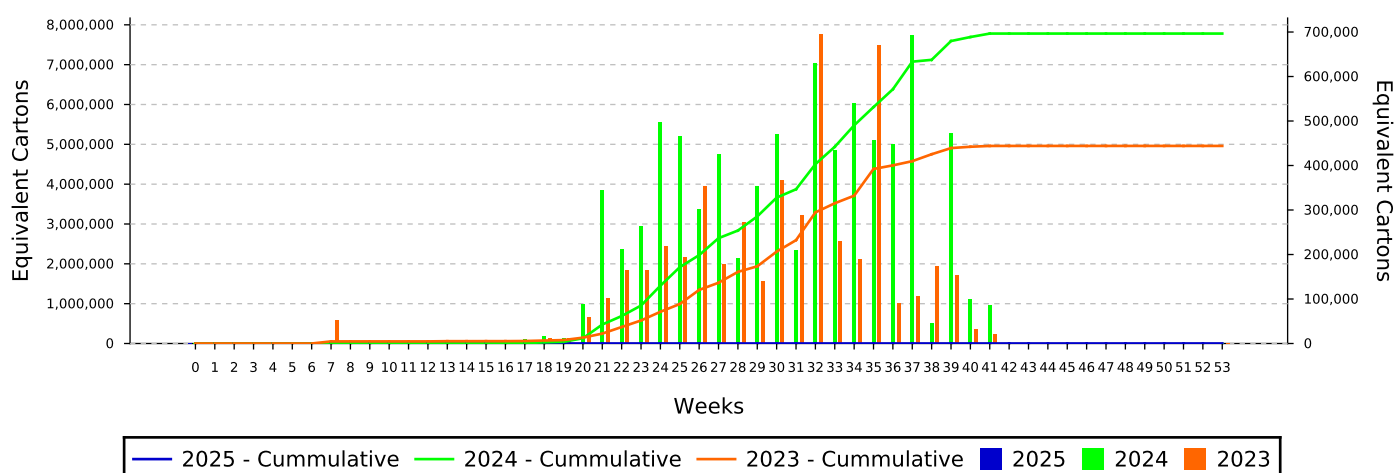
## NAVELS ( NV ) Exported to Europe ( EUR ) : Current Season vs Previous Seasons



Week	2025 - Current	2025 - Cumulative	2024 - Current	2024 - Cumulative	2023 - Current	2023 - Cumulative
0	0	0	0	0	0	0
1	0	0	0	0	0	0
2	0	0	0	0	0	0
3	0	0	0	0	0	0
4	0	0	0	0	0	0
5	0	0	2,413	2,413	0	0
6	0	0	774	3,187	0	0
7	0	0	0	3,187	0	0
8	0	0	0	3,187	0	0
9	0	0	0	3,187	0	0
10	0	0	0	3,187	0	0
11	0	0	0	3,187	0	0
12	0	0	0	3,187	0	0
13	0	0	0	3,187	0	0
14	0	0	0	3,187	0	0
15	0	0	0	3,187	0	0
16	0	0	0	3,187	0	0
17	0	0	14,005	17,192	1,676	1,676
18	0	0	1,664	18,856	39,806	41,482
19	0	0	5,408	24,264	114,850	156,332
20	0	0	31,363	55,627	198,913	355,245
21	0	0	143,993	199,621	237,340	592,585
22	0	0	358,702	558,323	377,526	970,110
23	0	0	188,953	747,276	844,778	1,814,888
24	0	0	461,882	1,209,158	806,187	2,621,076
25	0	0	878,384	2,087,542	407,039	3,028,114
26	0	0	718,535	2,806,076	343,565	3,371,679
27	0	0	375,927	3,182,003	1,107,403	4,479,082
28	0	0	644,836	3,826,839	995,945	5,475,026
29	0	0	369,579	4,196,418	850,790	6,325,816
30	0	0	529,186	4,725,604	1,016,512	7,342,328
31	0	0	191,944	4,917,547	258,258	7,600,586
32	0	0	529,991	5,447,539	552,026	8,152,612
33	0	0	369,125	5,816,664	213,491	8,366,103
34	0	0	294,554	6,111,219	304,809	8,670,913
35	0	0	352,952	6,464,171	410,803	9,081,716
36	0	0	180,394	6,644,565	185,066	9,266,782
37	0	0	291,760	6,936,325	144,685	9,411,467
38	0	0	283,754	7,220,079	41,031	9,452,498
39	0	0	137,614	7,357,693	41,993	9,494,491
40	0	0	16,130	7,373,823	0	9,494,491
41	0	0	13,930	7,387,753	7,283	9,501,774
42	0	0	83	7,387,836	0	9,501,774
43	0	0	0	7,387,836	0	9,501,774
44	0	0	1,457	7,389,292	0	9,501,774
45	0	0	0	7,389,292	0	9,501,774
46	0	0	0	7,389,292	0	9,501,774
47	0	0	0	7,389,292	0	9,501,774
48	0	0	0	7,389,292	0	9,501,774
49	0	0	0	7,389,292	0	9,501,774
50	0	0	0	7,389,292	0	9,501,774
51	0	0	0	7,389,292	0	9,501,774
52	0	0	0	7,389,292	0	9,501,774
53	0	0	0	7,389,292	0	9,501,774

**Indemnity:**  
 Agri-hub shall take all reasonable precautions to ensure that any information and data provided by Agri-hub from its information sources are correct. Neither Agri-hub nor any of its directors, employees or information sources take any responsibility for action or losses that might occur as a result of the usage of this information.

## NAVELS ( NV ) Exported to Middle East ( MEA ) : Current Season vs Previous Seasons

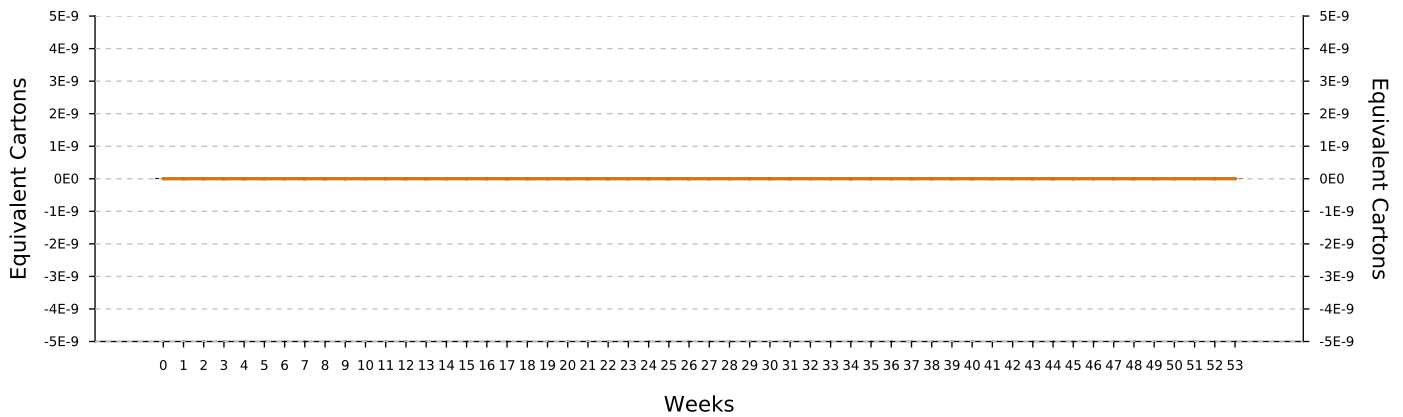


Week	2025 - Current	2025 - Cumulative	2024 - Current	2024 - Cumulative	2023 - Current	2023 - Cumulative
0	0	0	0	0	0	0
1	0	0	0	0	0	0
2	0	0	0	0	0	0
3	0	0	0	0	0	0
4	0	0	0	0	0	0
5	0	0	0	0	0	0
6	0	0	0	0	0	0
7	0	0	0	0	52,870	52,870
8	0	0	0	0	0	52,870
9	0	0	0	0	0	52,870
10	0	0	0	0	0	52,870
11	0	0	0	0	0	52,870
12	0	0	0	0	0	52,870
13	0	0	0	0	5,283	58,153
14	0	0	0	0	0	58,153
15	0	0	0	0	969	59,122
16	0	0	2,413	2,413	0	59,122
17	0	0	9,235	11,648	3,342	62,463
18	0	0	16,950	28,598	11,872	74,335
19	0	0	13,312	41,910	11,614	85,949
20	0	0	89,646	131,556	60,573	146,522
21	0	0	344,304	475,859	102,136	248,658
22	0	0	212,918	688,778	164,945	413,603
23	0	0	264,339	953,116	164,232	577,835
24	0	0	497,122	1,450,238	218,171	796,006
25	0	0	465,728	1,915,966	194,748	990,754
26	0	0	302,761	2,218,727	354,730	1,345,484
27	0	0	424,913	2,643,640	179,098	1,524,582
28	0	0	192,520	2,836,161	272,986	1,797,568
29	0	0	354,258	3,190,419	140,166	1,937,734
30	0	0	471,333	3,661,752	368,501	2,306,236
31	0	0	210,321	3,872,072	287,665	2,593,901
32	0	0	630,246	4,502,318	696,513	3,290,414
33	0	0	435,137	4,937,455	229,873	3,520,287
34	0	0	539,806	5,477,261	190,233	3,710,520
35	0	0	457,347	5,934,608	669,996	4,380,516
36	0	0	448,658	6,383,267	91,074	4,471,589
37	0	0	692,465	7,075,732	105,608	4,577,198
38	0	0	45,267	7,120,998	173,774	4,750,972
39	0	0	472,306	7,593,305	154,619	4,905,591
40	0	0	100,012	7,693,316	33,385	4,938,976
41	0	0	87,289	7,780,606	20,503	4,959,479
42	0	0	0	7,780,606	400	4,959,879
43	0	0	0	7,780,606	0	4,959,879
44	0	0	0	7,780,606	0	4,959,879
45	0	0	0	7,780,606	0	4,959,879
46	0	0	0	7,780,606	0	4,959,879
47	0	0	0	7,780,606	0	4,959,879
48	0	0	0	7,780,606	0	4,959,879
49	0	0	0	7,780,606	0	4,959,879
50	0	0	0	7,780,606	0	4,959,879
51	0	0	0	7,780,606	0	4,959,879
52	0	0	0	7,780,606	0	4,959,879
53	0	0	0	7,780,606	0	4,959,879

**Indemnity:**  
 Agri-hub shall take all reasonable precautions to ensure that any information and data provided by Agri-hub from its information sources are correct. Neither Agri-hub nor any of its directors, employees or information sources take any responsibility for action or losses that might occur as a result of the usage of this information.



## NAVELS ( NV ) Exported to North-America ( NAM ) : Current Season vs Previous Seasons

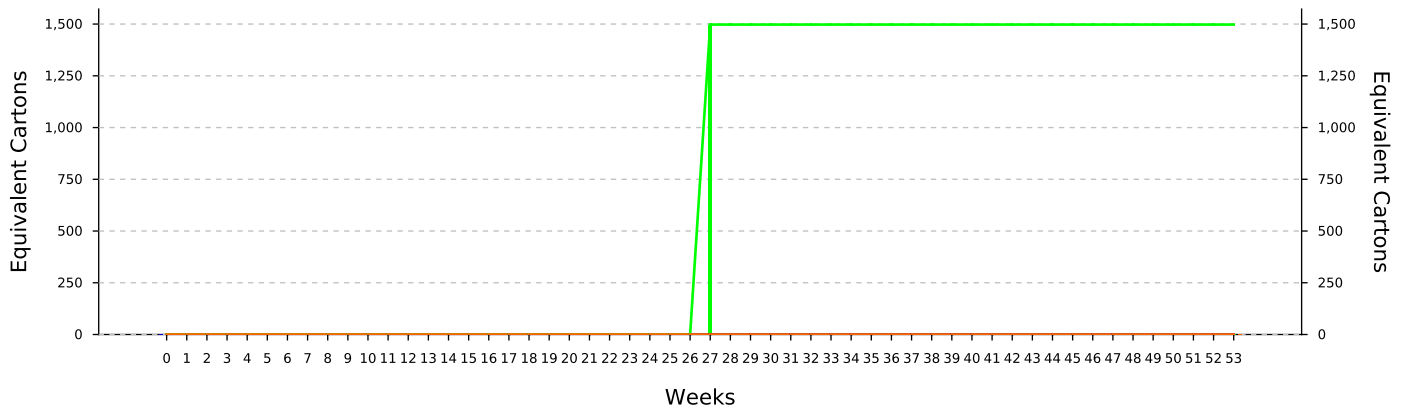


— 2025 - Cumulative — 2024 - Cumulative — 2023 - Cumulative ■ 2025 ■ 2024 ■ 2023

Week	2025 - Current	2025 - Cumulative	2024 - Current	2024 - Cumulative	2023 - Current	2023 - Cumulative
0	0	0	0	0	0	0
1	0	0	0	0	0	0
2	0	0	0	0	0	0
3	0	0	0	0	0	0
4	0	0	0	0	0	0
5	0	0	0	0	0	0
6	0	0	0	0	0	0
7	0	0	0	0	0	0
8	0	0	0	0	0	0
9	0	0	0	0	0	0
10	0	0	0	0	0	0
11	0	0	0	0	0	0
12	0	0	0	0	0	0
13	0	0	0	0	0	0
14	0	0	0	0	0	0
15	0	0	0	0	0	0
16	0	0	0	0	0	0
17	0	0	0	0	0	0
18	0	0	0	0	0	0
19	0	0	0	0	0	0
20	0	0	0	0	0	0
21	0	0	0	0	0	0
22	0	0	0	0	0	0
23	0	0	0	0	0	0
24	0	0	0	0	0	0
25	0	0	0	0	0	0
26	0	0	0	0	0	0
27	0	0	0	0	0	0
28	0	0	0	0	0	0
29	0	0	0	0	0	0
30	0	0	0	0	0	0
31	0	0	0	0	0	0
32	0	0	0	0	0	0
33	0	0	0	0	0	0
34	0	0	0	0	0	0
35	0	0	0	0	0	0
36	0	0	0	0	0	0
37	0	0	0	0	0	0
38	0	0	0	0	0	0
39	0	0	0	0	0	0
40	0	0	0	0	0	0
41	0	0	0	0	0	0
42	0	0	0	0	0	0
43	0	0	0	0	0	0
44	0	0	0	0	0	0
45	0	0	0	0	0	0
46	0	0	0	0	0	0
47	0	0	0	0	0	0
48	0	0	0	0	0	0
49	0	0	0	0	0	0
50	0	0	0	0	0	0
51	0	0	0	0	0	0
52	0	0	0	0	0	0
53	0	0	0	0	0	0

**Indemnity:**  
Agri-hub shall take all reasonable precautions to ensure that any information and data provided by Agri-hub from its information sources are correct. Neither Agri-hub nor any of its directors, employees or information sources take any responsibility for action or losses that might occur as a result of the usage of this information.

## NAVELS ( NV ) Exported to Other ( OTH ) : Current Season vs Previous Seasons

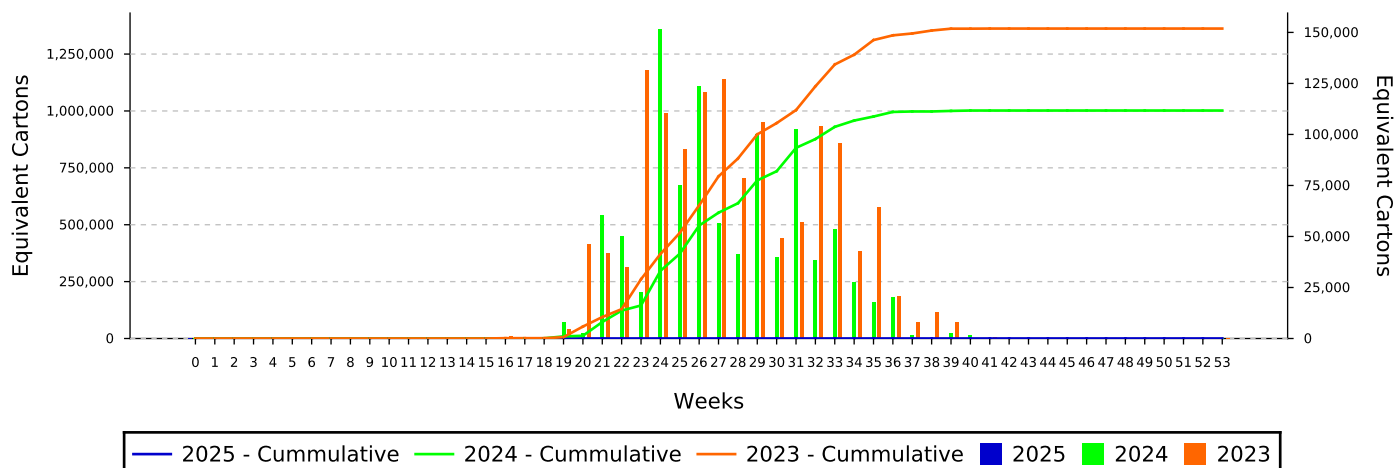


— 2025 - Cumulative 
 — 2024 - Cumulative 
 — 2023 - Cumulative 
 ■ 2025 
 ■ 2024 
 ■ 2023

Week	2025 - Current	2025 - Cumulative	2024 - Current	2024 - Cumulative	2023 - Current	2023 - Cumulative
0	0	0	0	0	0	0
1	0	0	0	0	0	0
2	0	0	0	0	0	0
3	0	0	0	0	0	0
4	0	0	0	0	0	0
5	0	0	0	0	0	0
6	0	0	0	0	0	0
7	0	0	0	0	0	0
8	0	0	0	0	0	0
9	0	0	0	0	0	0
10	0	0	0	0	0	0
11	0	0	0	0	0	0
12	0	0	0	0	0	0
13	0	0	0	0	0	0
14	0	0	0	0	0	0
15	0	0	0	0	0	0
16	0	0	0	0	0	0
17	0	0	0	0	0	0
18	0	0	0	0	0	0
19	0	0	0	0	0	0
20	0	0	0	0	0	0
21	0	0	0	0	0	0
22	0	0	0	0	0	0
23	0	0	0	0	0	0
24	0	0	0	0	0	0
25	0	0	0	0	0	0
26	0	0	0	0	0	0
27	0	0	1,498	1,498	0	0
28	0	0	0	1,498	0	0
29	0	0	0	1,498	0	0
30	0	0	0	1,498	0	0
31	0	0	0	1,498	0	0
32	0	0	0	1,498	0	0
33	0	0	0	1,498	0	0
34	0	0	0	1,498	0	0
35	0	0	0	1,498	0	0
36	0	0	0	1,498	0	0
37	0	0	0	1,498	0	0
38	0	0	0	1,498	0	0
39	0	0	0	1,498	0	0
40	0	0	0	1,498	0	0
41	0	0	0	1,498	0	0
42	0	0	0	1,498	0	0
43	0	0	0	1,498	0	0
44	0	0	0	1,498	0	0
45	0	0	0	1,498	0	0
46	0	0	0	1,498	0	0
47	0	0	0	1,498	0	0
48	0	0	0	1,498	0	0
49	0	0	0	1,498	0	0
50	0	0	0	1,498	0	0
51	0	0	0	1,498	0	0
52	0	0	0	1,498	0	0
53	0	0	0	1,498	0	0

**Indemnity:**  
 Agri-hub shall take all reasonable precautions to ensure that any information and data provided by Agri-hub from its information sources are correct. Neither Agri-hub nor any of its directors, employees or information sources take any responsibility for action or losses that might occur as a result of the usage of this information.

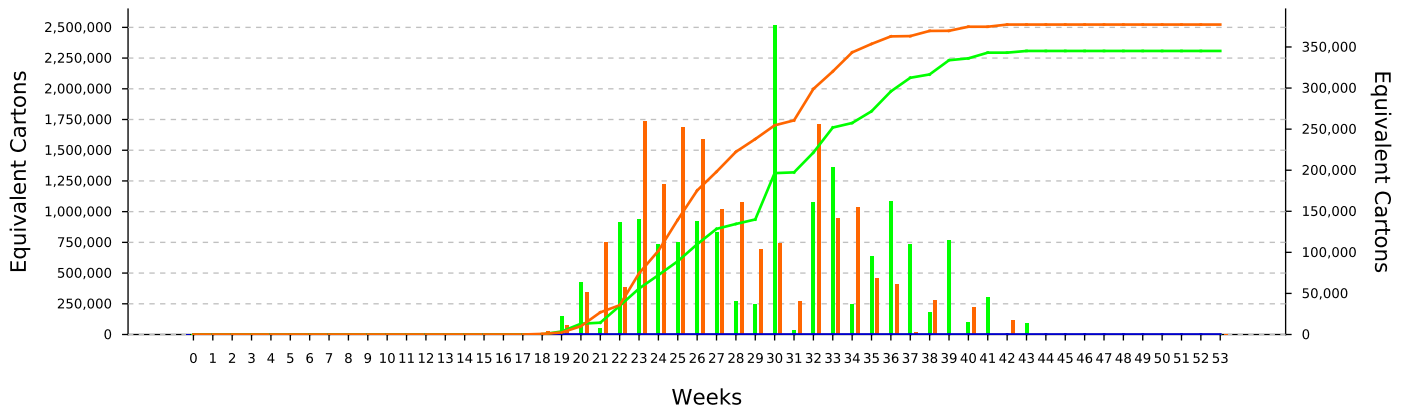
## NAVELS ( NV ) Exported to Russian Federation ( RUS ) : Current Season vs Previous Seasons



Week	2025 - Current	2025 - Cumulative	2024 - Current	2024 - Cumulative	2023 - Current	2023 - Cumulative
0	0	0	0	0	0	0
1	0	0	0	0	0	0
2	0	0	0	0	0	0
3	0	0	0	0	0	0
4	0	0	0	0	0	0
5	0	0	0	0	0	0
6	0	0	0	0	0	0
7	0	0	0	0	0	0
8	0	0	0	0	0	0
9	0	0	0	0	0	0
10	0	0	0	0	0	0
11	0	0	0	0	0	0
12	0	0	0	0	0	0
13	0	0	0	0	0	0
14	0	0	0	0	0	0
15	0	0	0	0	0	0
16	0	0	0	0	1,400	1,400
17	0	0	0	0	0	1,400
18	0	0	946	946	0	1,400
19	0	0	8,299	9,245	4,719	6,119
20	0	0	2,867	12,112	46,398	52,517
21	0	0	60,376	72,489	41,676	94,193
22	0	0	50,089	122,577	34,912	129,106
23	0	0	22,682	145,259	131,378	260,484
24	0	0	151,888	297,147	110,718	371,201
25	0	0	75,350	372,497	92,884	464,085
26	0	0	123,807	496,304	121,025	585,111
27	0	0	56,497	552,801	127,225	712,336
28	0	0	41,591	594,391	78,503	790,839
29	0	0	100,454	694,846	106,166	897,006
30	0	0	40,119	734,965	49,477	946,483
31	0	0	102,805	837,770	57,306	1,003,788
32	0	0	38,596	876,366	104,373	1,108,161
33	0	0	53,719	930,085	95,907	1,204,068
34	0	0	27,667	957,752	43,092	1,247,160
35	0	0	17,647	975,399	64,379	1,311,539
36	0	0	20,318	995,718	20,693	1,332,232
37	0	0	1,941	997,659	8,258	1,340,490
38	0	0	0	997,659	12,861	1,353,351
39	0	0	2,533	1,000,193	8,220	1,361,571
40	0	0	1,592	1,001,784	0	1,361,571
41	0	0	72	1,001,856	493	1,362,064
42	0	0	0	1,001,856	0	1,362,064
43	0	0	0	1,001,856	0	1,362,064
44	0	0	0	1,001,856	0	1,362,064
45	0	0	0	1,001,856	0	1,362,064
46	0	0	0	1,001,856	0	1,362,064
47	0	0	0	1,001,856	0	1,362,064
48	0	0	0	1,001,856	0	1,362,064
49	0	0	0	1,001,856	0	1,362,064
50	0	0	0	1,001,856	0	1,362,064
51	0	0	0	1,001,856	0	1,362,064
52	0	0	0	1,001,856	0	1,362,064
53	0	0	0	1,001,856	0	1,362,064

**Indemnity:**  
 Agri-hub shall take all reasonable precautions to ensure that any information and data provided by Agri-hub from its information sources are correct. Neither Agri-hub nor any of its directors, employees or information sources take any responsibility for action or losses that might occur as a result of the usage of this information.

## NAVELS ( NV ) Exported to South East Asia ( SEA ) : Current Season vs Previous Seasons

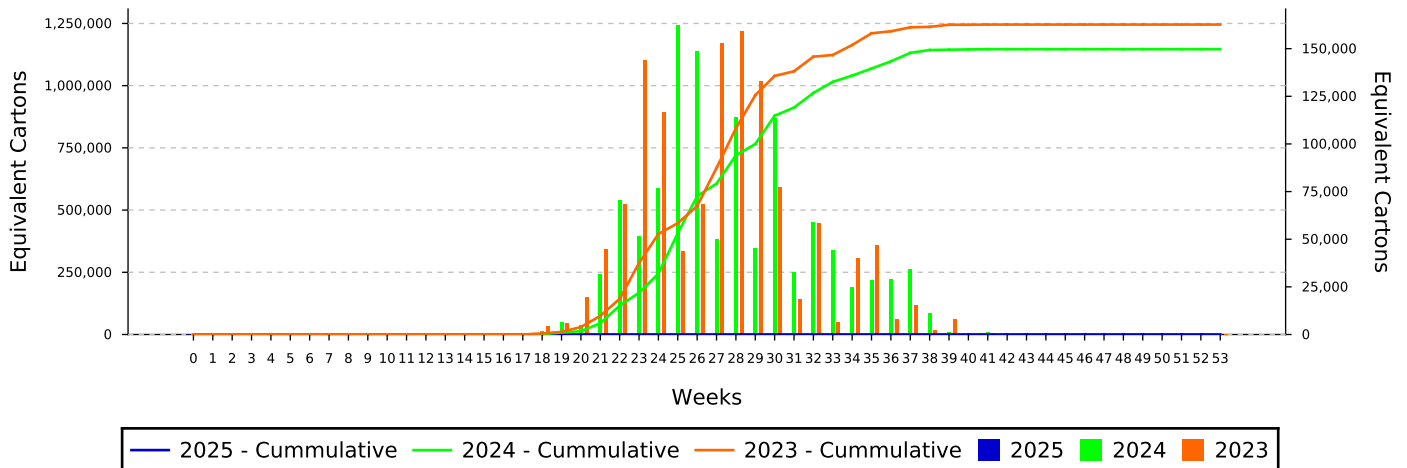


— 2025 - Cumulative 
 — 2024 - Cumulative 
 — 2023 - Cumulative 
 ■ 2025 
 ■ 2024 
 ■ 2023

Week	2025 - Current	2025 - Cumulative	2024 - Current	2024 - Cumulative	2023 - Current	2023 - Cumulative
0	0	0	0	0	0	0
1	0	0	0	0	0	0
2	0	0	0	0	0	0
3	0	0	0	0	0	0
4	0	0	0	0	0	0
5	0	0	0	0	0	0
6	0	0	0	0	0	0
7	0	0	0	0	0	0
8	0	0	0	0	0	0
9	0	0	0	0	0	0
10	0	0	0	0	0	0
11	0	0	0	0	0	0
12	0	0	0	0	0	0
13	0	0	0	0	0	0
14	0	0	0	0	0	0
15	0	0	0	0	0	0
16	0	0	0	0	0	0
17	0	0	0	0	0	0
18	0	0	1,323	1,323	4,809	4,809
19	0	0	23,062	24,385	11,491	16,300
20	0	0	63,352	87,737	51,191	67,491
21	0	0	8,492	96,229	112,645	180,136
22	0	0	136,450	232,679	57,989	238,125
23	0	0	141,125	373,804	259,499	497,624
24	0	0	109,793	483,596	183,683	681,307
25	0	0	112,926	596,522	252,571	933,878
26	0	0	137,981	734,503	238,327	1,172,205
27	0	0	125,001	859,504	152,813	1,325,018
28	0	0	40,234	899,738	161,908	1,486,927
29	0	0	36,685	936,423	103,865	1,590,792
30	0	0	377,291	1,313,714	111,659	1,702,451
31	0	0	5,916	1,319,630	40,341	1,742,793
32	0	0	161,131	1,480,761	255,984	1,998,776
33	0	0	203,646	1,684,406	142,392	2,141,168
34	0	0	37,208	1,721,615	155,137	2,296,305
35	0	0	95,274	1,816,889	68,935	2,365,240
36	0	0	162,000	1,978,889	61,324	2,426,564
37	0	0	110,685	2,089,574	2,536	2,429,100
38	0	0	27,460	2,117,034	42,045	2,471,145
39	0	0	115,390	2,232,425	930	2,472,075
40	0	0	15,541	2,247,965	33,124	2,505,199
41	0	0	46,254	2,294,219	0	2,505,199
42	0	0	0	2,294,219	17,625	2,522,824
43	0	0	13,905	2,308,124	0	2,522,824
44	0	0	0	2,308,124	0	2,522,824
45	0	0	0	2,308,124	0	2,522,824
46	0	0	0	2,308,124	0	2,522,824
47	0	0	0	2,308,124	0	2,522,824
48	0	0	0	2,308,124	0	2,522,824
49	0	0	0	2,308,124	0	2,522,824
50	0	0	0	2,308,124	0	2,522,824
51	0	0	0	2,308,124	0	2,522,824
52	0	0	0	2,308,124	0	2,522,824
53	0	0	0	2,308,124	0	2,522,824

Indemnity:  
 Agri-hub shall take all reasonable precautions to ensure that any information and data provided by Agri-hub from its information sources are correct. Neither Agri-hub nor any of its directors, employees or information sources take any responsibility for action or losses that might occur as a result of the usage of this information.

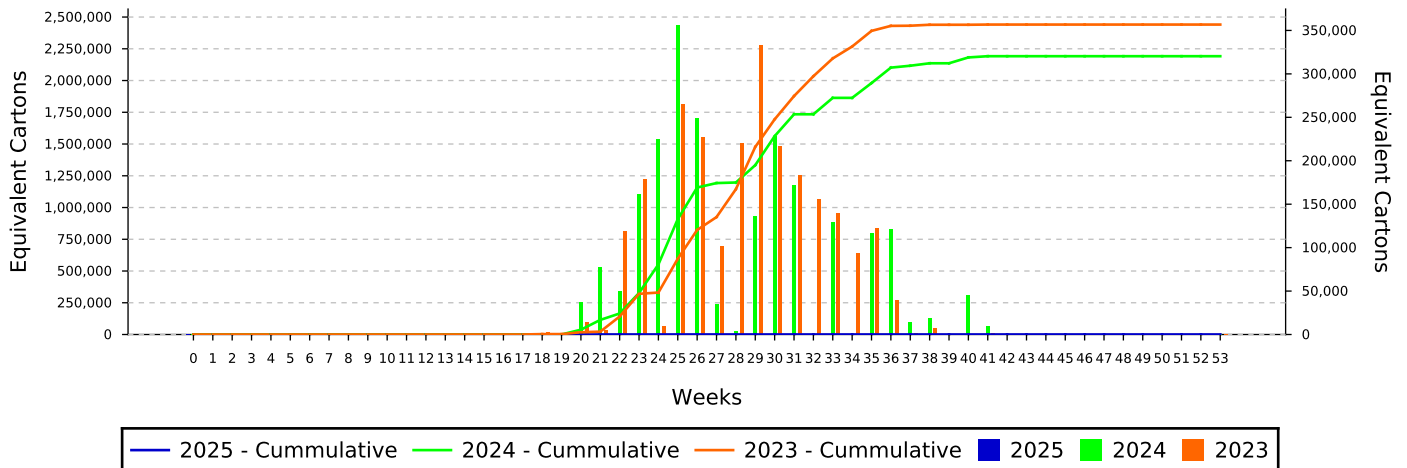
## NAVELS ( NV ) Exported to United Kingdom ( UKI ) : Current Season vs Previous Seasons



Week	2025 - Current	2025 - Cumulative	2024 - Current	2024 - Cumulative	2023 - Current	2023 - Cumulative
0	0	0	0	0	0	0
1	0	0	0	0	0	0
2	0	0	0	0	0	0
3	0	0	0	0	0	0
4	0	0	0	0	0	0
5	0	0	0	0	0	0
6	0	0	0	0	0	0
7	0	0	0	0	0	0
8	0	0	0	0	0	0
9	0	0	0	0	0	0
10	0	0	0	0	0	0
11	0	0	0	0	0	0
12	0	0	0	0	0	0
13	0	0	0	0	0	0
14	0	0	0	0	0	0
15	0	0	0	0	0	0
16	0	0	0	0	0	0
17	0	0	0	0	0	0
18	0	0	1,664	1,664	4,235	4,235
19	0	0	6,422	8,086	6,047	10,282
20	0	0	5,114	13,200	19,728	30,010
21	0	0	31,914	45,114	44,833	74,843
22	0	0	70,769	115,883	68,334	143,177
23	0	0	51,653	167,536	144,144	287,321
24	0	0	77,053	244,589	116,583	403,904
25	0	0	162,643	407,232	43,565	447,469
26	0	0	148,620	555,852	68,622	516,091
27	0	0	50,327	606,178	152,988	669,079
28	0	0	113,926	720,104	159,461	828,540
29	0	0	45,290	765,394	132,916	961,456
30	0	0	113,596	878,990	77,605	1,039,060
31	0	0	32,928	911,918	18,666	1,057,726
32	0	0	58,830	970,748	58,684	1,116,410
33	0	0	44,427	1,015,176	6,728	1,123,138
34	0	0	25,143	1,040,319	40,074	1,163,213
35	0	0	28,344	1,068,662	47,209	1,210,421
36	0	0	28,913	1,097,575	7,992	1,218,414
37	0	0	34,142	1,131,717	15,703	1,234,117
38	0	0	11,369	1,143,085	2,248	1,236,365
39	0	0	1,400	1,144,485	8,373	1,244,737
40	0	0	1,039	1,145,524	0	1,244,737
41	0	0	1,098	1,146,621	734	1,245,472
42	0	0	0	1,146,621	0	1,245,472
43	0	0	0	1,146,621	0	1,245,472
44	0	0	0	1,146,621	0	1,245,472
45	0	0	0	1,146,621	0	1,245,472
46	0	0	0	1,146,621	0	1,245,472
47	0	0	0	1,146,621	0	1,245,472
48	0	0	0	1,146,621	0	1,245,472
49	0	0	0	1,146,621	0	1,245,472
50	0	0	0	1,146,621	0	1,245,472
51	0	0	0	1,146,621	0	1,245,472
52	0	0	0	1,146,621	0	1,245,472
53	0	0	0	1,146,621	0	1,245,472

**Indemnity:**  
 Agri-hub shall take all reasonable precautions to ensure that any information and data provided by Agri-hub from its information sources are correct. Neither Agri-hub nor any of its directors, employees or information sources take any responsibility for action or losses that might occur as a result of the usage of this information.

## NAVELS ( NV ) Exported to United States ( US ) : Current Season vs Previous Seasons



Week	2025 - Current	2025 - Cumulative	2024 - Current	2024 - Cumulative	2023 - Current	2023 - Cumulative
0	0	0	0	0	0	0
1	0	0	0	0	0	0
2	0	0	0	0	0	0
3	0	0	0	0	0	0
4	0	0	0	0	0	0
5	0	0	0	0	0	0
6	0	0	0	0	0	0
7	0	0	0	0	0	0
8	0	0	0	0	0	0
9	0	0	0	0	0	0
10	0	0	0	0	0	0
11	0	0	0	0	0	0
12	0	0	0	0	0	0
13	0	0	0	0	0	0
14	0	0	0	0	0	0
15	0	0	0	0	0	0
16	0	0	0	0	0	0
17	0	0	0	0	0	0
18	0	0	0	0	3,200	3,200
19	0	0	0	0	0	3,200
20	0	0	37,709	37,709	14,568	17,768
21	0	0	77,260	114,970	4,740	22,507
22	0	0	50,500	165,470	119,036	141,543
23	0	0	161,520	326,990	178,854	320,397
24	0	0	224,858	551,849	10,085	330,482
25	0	0	356,767	908,616	265,770	596,251
26	0	0	248,786	1,157,402	226,911	823,162
27	0	0	35,150	1,192,552	101,479	924,642
28	0	0	4,320	1,196,872	220,102	1,144,743
29	0	0	136,973	1,333,845	332,744	1,477,488
30	0	0	228,068	1,561,913	216,973	1,694,461
31	0	0	172,390	1,734,304	183,084	1,877,545
32	0	0	0	1,734,304	156,301	2,033,846
33	0	0	129,163	1,863,467	140,308	2,174,154
34	0	0	0	1,863,467	93,814	2,267,968
35	0	0	116,654	1,980,121	123,053	2,391,021
36	0	0	121,643	2,101,763	39,396	2,430,417
37	0	0	14,792	2,116,555	1,316	2,431,732
38	0	0	19,457	2,136,012	7,503	2,439,235
39	0	0	0	2,136,012	0	2,439,235
40	0	0	45,981	2,181,994	0	2,439,235
41	0	0	9,679	2,191,673	1,550	2,440,786
42	0	0	0	2,191,673	0	2,440,786
43	0	0	0	2,191,673	0	2,440,786
44	0	0	0	2,191,673	0	2,440,786
45	0	0	0	2,191,673	0	2,440,786
46	0	0	0	2,191,673	0	2,440,786
47	0	0	0	2,191,673	0	2,440,786
48	0	0	0	2,191,673	0	2,440,786
49	0	0	0	2,191,673	0	2,440,786
50	0	0	0	2,191,673	0	2,440,786
51	0	0	0	2,191,673	0	2,440,786
52	0	0	0	2,191,673	0	2,440,786
53	0	0	0	2,191,673	0	2,440,786

**Indemnity:**  
 Agri-hub shall take all reasonable precautions to ensure that any information and data provided by Agri-hub from its information sources are correct. Neither Agri-hub nor any of its directors, employees or information sources take any responsibility for action or losses that might occur as a result of the usage of this information.

## Glossary of Key Terms

### Actual Cartons (ActCtn)

- Number of cartons that are on a pallet as provided by data source. (The number cartons can differ depending on the pack type code e.g. J60B has 2 cartons, and A15C has 80 cartons)

### Country of Origin

- Reports are based on South African exports only. The country of origin code in the data source is ZA.

### Equivalent Cartons (EqvCtns)

- The net mass provided by the data source, divided by the standard mass as per commodity.
- Nett mass is validated to be within certain tolerance based on pack type codes. e.g. Grapes standard mass is 4.5 kg where the Oranges are 15kg and Grapefruit is at 17kg

### Pallet Quantity (Plt\_Qty)

- The Pallet Quantity provided by data source. No distinction is made between pallet types

### Port Of Loading (POL)

- Port of Loading

### Shipped Date

- Shipped date is the sail date from the Port of Loading for the vessel.
- Pomefruit & Stonefruit - Shipped Date / Export Week is the date of the last South African port of loading
- ( Initially the shipped date is received from the data source.  
The vessel sail date is updated according to Marine traffic and Transnet to use the actual shipped dates )

### Shipped\_week

- The week of the year, starting on a Monday, derived from the shipped date.
- Pome and Stone fruit use Shipped\_week\_za in this field.

### Shipped\_week\_pol

- The week of the year, starting on a Monday, derived from the shipped date when the vessel left the port.

### Shipped\_week\_za

- The week of the year, starting on a Monday, derived from the shipped date when the vessel left the last South African POL. (NOT the port the container was loaded in)

## Glossary of Key Terms

### Year To Date (YTD)

- Year To Date (YTD) Data for the current season. The season dates are managed on commodity level.

---

#### *Indemnity:*

Agri-hub shall take all reasonable precautions to ensure that any information and data provided by Agri-hub from its information sources are correct. Neither Agri-hub nor any of its directors, employees or information sources take any responsibility for action or losses that might occur as a result of the usage of this information.