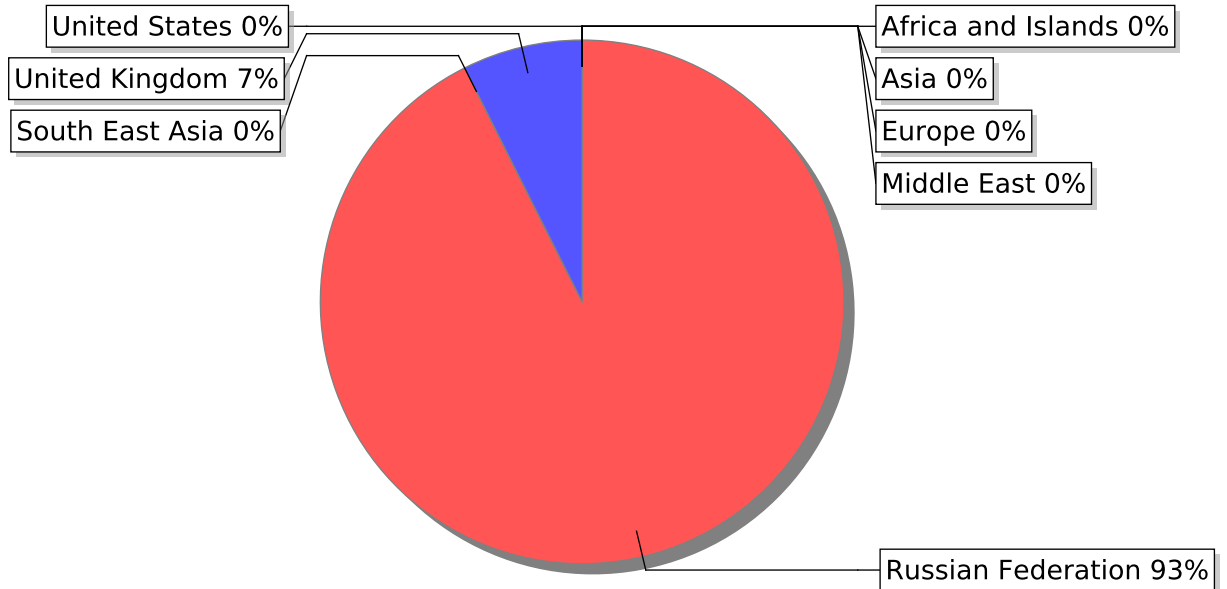
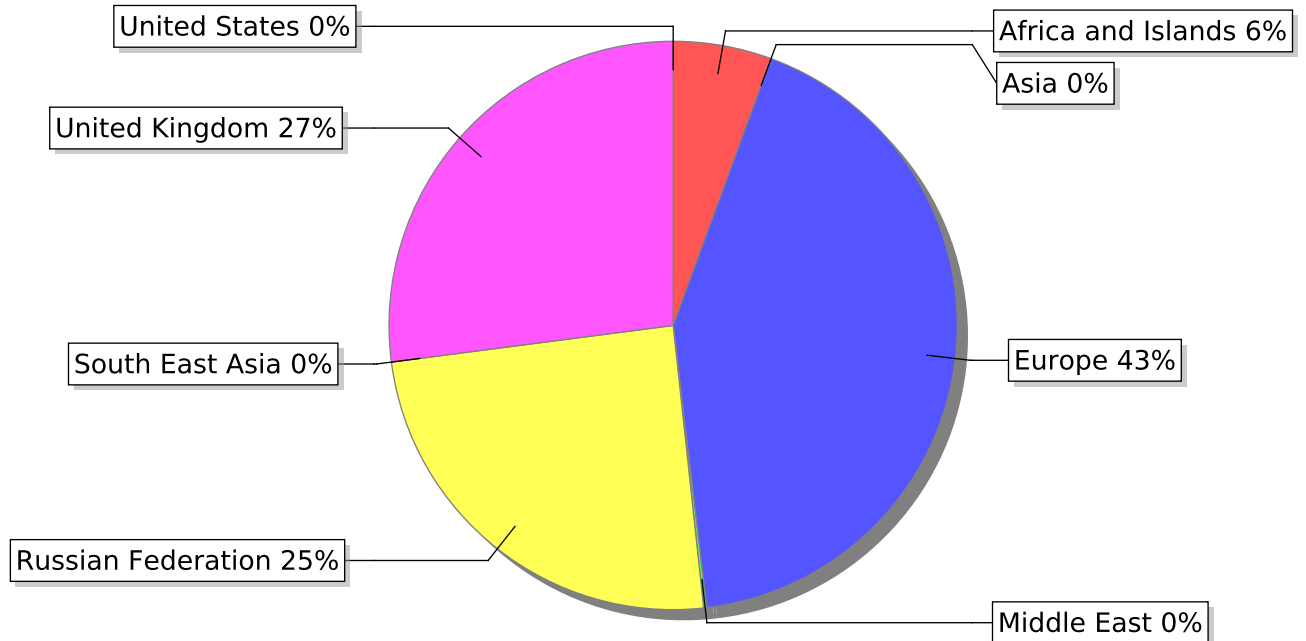


SOFT CITRUS (SC): Current Season vs Previous Season

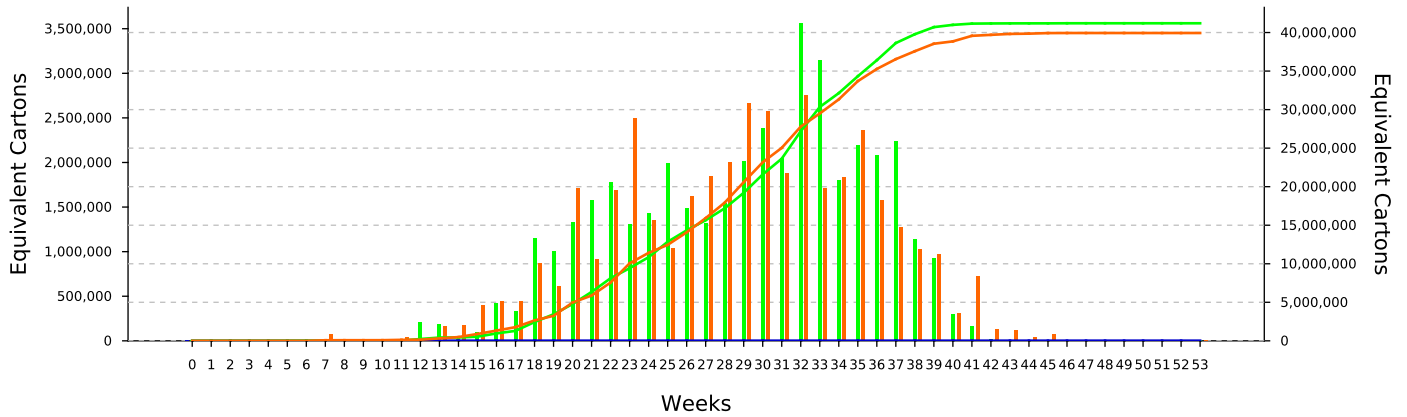
Current Season (2025) (YTD)



Previous Season (2024) (YTD)



SOFT CITRUS (SC) Exported to All Regions : Current Season vs Previous Seasons

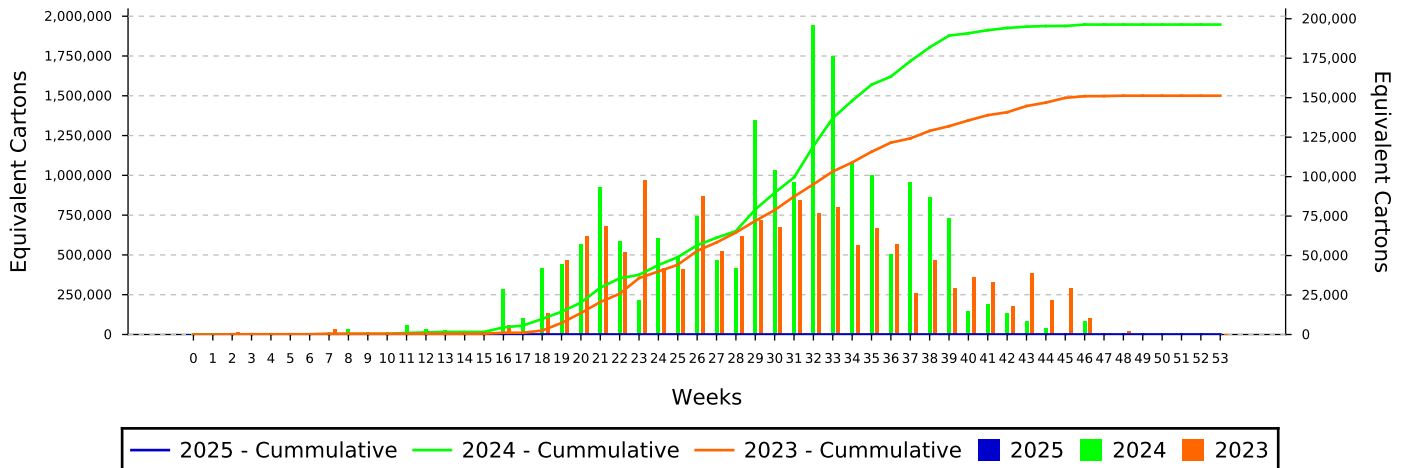


— 2025 - cummulative — 2024 - cummulative — 2023 - cummulative ■ 2025 ■ 2024 ■ 2023

Week	2025 - Current	2025 - Cumulative	2024 - Current	2024 - Cumulative	2023 - Current	2023 - Cumulative
0	0	0	0	0	0	0
1	0	0	0	0	0	0
2	0	0	0	0	1,560	1,560
3	0	0	1,442	1,442	0	1,560
4	0	0	0	1,442	0	1,560
5	0	0	4,162	5,604	0	1,560
6	0	0	9,050	14,654	0	1,560
7	0	0	367	15,022	72,809	74,369
8	0	0	3,236	18,257	4,900	79,269
9	0	0	4,244	22,501	0	79,269
10	2,973	2,973	400	22,901	4,316	83,585
11	1,373	4,346	8,211	31,112	44,145	127,731
12	14,179	18,525	205,031	236,143	22,274	150,005
13	0	18,525	188,245	424,388	165,662	315,667
14	0	18,525	13,790	438,178	172,881	488,548
15	0	18,525	100,212	538,390	400,313	888,860
16	0	18,525	424,665	963,055	440,341	1,329,201
17	0	18,525	332,596	1,295,651	445,761	1,774,962
18	0	18,525	1,144,304	2,439,955	867,793	2,642,754
19	0	18,525	1,001,141	3,441,096	605,621	3,248,375
20	0	18,525	1,330,606	4,771,702	1,715,357	4,963,733
21	0	18,525	1,570,077	6,341,779	911,620	5,875,352
22	0	18,525	1,781,962	8,123,741	1,690,761	7,566,113
23	0	18,525	1,301,569	9,425,310	2,494,183	10,060,296
24	0	18,525	1,426,968	10,852,278	1,355,309	11,415,605
25	0	18,525	1,993,307	12,845,585	1,037,681	12,453,286
26	0	18,525	1,487,484	14,333,069	1,620,969	14,074,255
27	0	18,525	1,316,380	15,649,449	1,845,168	15,919,423
28	0	18,525	1,540,845	17,190,294	2,004,138	17,923,561
29	0	18,525	2,011,768	19,202,062	2,659,511	20,583,071
30	0	18,525	2,385,138	21,587,201	2,578,123	23,161,194
31	0	18,525	2,043,063	23,630,264	1,875,878	25,037,072
32	0	18,525	3,561,049	27,191,313	2,753,819	27,790,891
33	0	18,525	3,149,598	30,340,911	1,705,384	29,496,275
34	0	18,525	1,798,023	32,138,934	1,830,513	31,326,788
35	0	18,525	2,187,342	34,326,275	2,364,759	33,691,548
36	0	18,525	2,078,465	36,404,741	1,580,200	35,271,748
37	0	18,525	2,233,987	38,638,728	1,275,073	36,546,821
38	0	18,525	1,139,252	39,777,980	1,028,053	37,574,873
39	0	18,525	923,373	40,701,354	971,329	38,546,202
40	0	18,525	293,958	40,995,312	305,809	38,852,011
41	0	18,525	159,666	41,154,978	718,619	39,570,630
42	0	18,525	21,980	41,176,957	128,897	39,699,527
43	0	18,525	10,623	41,187,580	122,168	39,821,695
44	0	18,525	4,026	41,191,606	33,856	39,855,551
45	0	18,525	520	41,192,126	70,956	39,926,507
46	0	18,525	8,677	41,200,804	10,437	39,936,944
47	0	18,525	0	41,200,804	901	39,937,845
48	0	18,525	0	41,200,804	2,225	39,940,071
49	0	18,525	0	41,200,804	0	39,940,071
50	0	18,525	0	41,200,804	0	39,940,071
51	0	18,525	0	41,200,804	0	39,940,071
52	0	18,525	0	41,200,804	0	39,940,071
53	0	18,525	0	41,200,804	0	39,940,071

Indemnity:
Agri-hub shall take all reasonable precautions to ensure that any information and data provided by Agri-hub from its information sources are correct. Neither Agri-hub nor any of its directors, employees or information sources take any responsibility for action or losses that might occur as a result of the usage of this information.

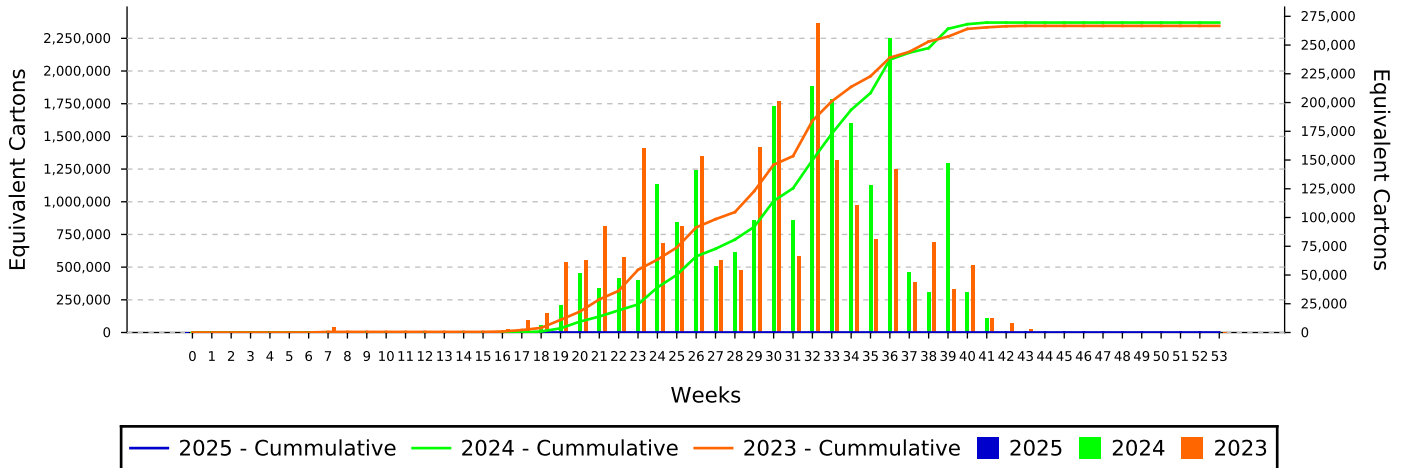
SOFT CITRUS (SC) Exported to Africa and Islands (AFI) : Current Season vs Previous Seasons



Week	2025 - Current	2025 - Cumulative	2024 - Current	2024 - Cumulative	2023 - Current	2023 - Cumulative
0	0	0	0	0	0	0
1	0	0	0	0	0	0
2	0	0	0	0	1,560	1,560
3	0	0	0	0	0	1,560
4	0	0	0	0	0	1,560
5	0	0	0	0	0	1,560
6	0	0	0	0	0	1,560
7	0	0	367	367	3,601	5,161
8	0	0	3,236	3,603	0	5,161
9	0	0	0	3,603	0	5,161
10	0	0	0	3,603	0	5,161
11	0	0	6,289	9,892	0	5,161
12	0	0	3,324	13,216	0	5,161
13	0	0	2,744	15,961	0	5,161
14	0	0	0	15,961	0	5,161
15	0	0	0	15,961	0	5,161
16	0	0	28,943	44,904	5,720	10,881
17	0	0	10,702	55,606	231	11,112
18	0	0	42,350	97,956	13,867	24,979
19	0	0	44,923	142,879	47,454	72,433
20	0	0	57,573	200,452	62,628	135,061
21	0	0	93,532	293,983	68,822	203,882
22	0	0	59,112	353,096	52,297	256,179
23	0	0	22,024	375,120	98,122	354,301
24	0	0	61,256	436,376	41,938	396,240
25	0	0	49,667	486,043	41,690	437,929
26	0	0	74,751	560,794	87,628	525,558
27	0	0	46,907	607,701	52,785	578,343
28	0	0	42,184	649,886	62,562	640,905
29	0	0	136,057	785,942	72,731	713,636
30	0	0	104,304	890,246	67,916	781,552
31	0	0	96,587	986,833	85,195	866,747
32	0	0	196,318	1,183,150	76,899	943,646
33	0	0	176,232	1,359,382	80,852	1,024,498
34	0	0	109,252	1,468,634	56,510	1,081,007
35	0	0	100,998	1,569,633	67,220	1,148,227
36	0	0	51,162	1,620,795	57,475	1,205,702
37	0	0	96,412	1,717,207	26,307	1,232,009
38	0	0	86,994	1,804,201	47,497	1,279,506
39	0	0	73,709	1,877,910	29,446	1,308,952
40	0	0	15,025	1,892,935	36,114	1,345,066
41	0	0	19,190	1,912,124	33,120	1,378,186
42	0	0	13,928	1,926,052	18,252	1,396,438
43	0	0	8,250	1,934,302	39,130	1,435,568
44	0	0	4,026	1,938,328	21,721	1,457,289
45	0	0	520	1,938,849	29,553	1,486,843
46	0	0	8,677	1,947,526	10,437	1,497,279
47	0	0	0	1,947,526	901	1,498,181
48	0	0	0	1,947,526	2,225	1,500,406
49	0	0	0	1,947,526	0	1,500,406
50	0	0	0	1,947,526	0	1,500,406
51	0	0	0	1,947,526	0	1,500,406
52	0	0	0	1,947,526	0	1,500,406
53	0	0	0	1,947,526	0	1,500,406

Indemnity:
 Agri-hub shall take all reasonable precautions to ensure that any information and data provided by Agri-hub from its information sources are correct. Neither Agri-hub nor any of its directors, employees or information sources take any responsibility for action or losses that might occur as a result of the usage of this information.

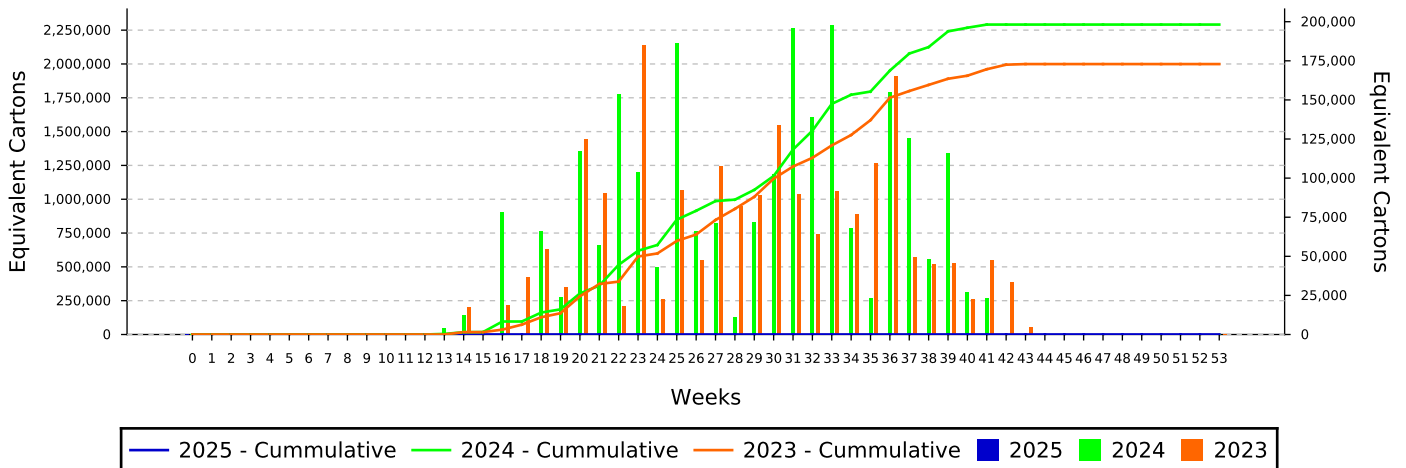
SOFT CITRUS (SC) Exported to Asia (ASA) : Current Season vs Previous Seasons



Week	2025 - Current	2025 - Cumulative	2024 - Current	2024 - Cumulative	2023 - Current	2023 - Cumulative
0	0	0	0	0	0	0
1	0	0	0	0	0	0
2	0	0	0	0	0	0
3	0	0	0	0	0	0
4	0	0	0	0	0	0
5	0	0	0	0	0	0
6	0	0	0	0	0	0
7	0	0	0	0	4,448	4,448
8	0	0	0	0	0	4,448
9	0	0	0	0	0	4,448
10	0	0	0	0	0	4,448
11	0	0	0	0	0	4,448
12	0	0	0	0	0	4,448
13	0	0	0	0	0	4,448
14	0	0	0	0	0	4,448
15	0	0	0	0	0	4,448
16	0	0	0	0	3,064	7,511
17	0	0	1,487	1,487	11,300	18,811
18	0	0	6,379	7,866	16,572	35,384
19	0	0	24,190	32,056	61,339	96,723
20	0	0	51,432	83,488	63,415	160,137
21	0	0	38,619	122,106	92,834	252,971
22	0	0	47,137	169,243	66,003	318,974
23	0	0	45,765	215,008	160,427	479,401
24	0	0	129,360	344,367	78,209	557,610
25	0	0	96,390	440,757	92,302	649,912
26	0	0	141,232	581,989	153,620	803,532
27	0	0	58,240	640,229	63,150	866,682
28	0	0	70,425	710,654	54,162	920,843
29	0	0	98,204	808,858	160,930	1,081,773
30	0	0	196,822	1,005,681	201,122	1,282,895
31	0	0	97,764	1,103,445	66,250	1,349,145
32	0	0	214,454	1,317,899	269,549	1,618,694
33	0	0	202,798	1,520,697	149,614	1,768,307
34	0	0	182,329	1,703,025	110,632	1,878,940
35	0	0	128,598	1,831,624	81,117	1,960,057
36	0	0	255,808	2,087,432	142,296	2,102,352
37	0	0	52,484	2,139,917	44,131	2,146,483
38	0	0	35,253	2,175,169	78,712	2,225,195
39	0	0	147,669	2,322,838	38,101	2,263,297
40	0	0	35,555	2,358,393	58,780	2,322,076
41	0	0	12,187	2,370,580	12,189	2,334,266
42	0	0	0	2,370,580	8,175	2,342,440
43	0	0	0	2,370,580	2,871	2,345,312
44	0	0	0	2,370,580	0	2,345,312
45	0	0	0	2,370,580	0	2,345,312
46	0	0	0	2,370,580	0	2,345,312
47	0	0	0	2,370,580	0	2,345,312
48	0	0	0	2,370,580	0	2,345,312
49	0	0	0	2,370,580	0	2,345,312
50	0	0	0	2,370,580	0	2,345,312
51	0	0	0	2,370,580	0	2,345,312
52	0	0	0	2,370,580	0	2,345,312
53	0	0	0	2,370,580	0	2,345,312

Indemnity:
 Agri-hub shall take all reasonable precautions to ensure that any information and data provided by Agri-hub from its information sources are correct. Neither Agri-hub nor any of its directors, employees or information sources take any responsibility for action or losses that might occur as a result of the usage of this information.

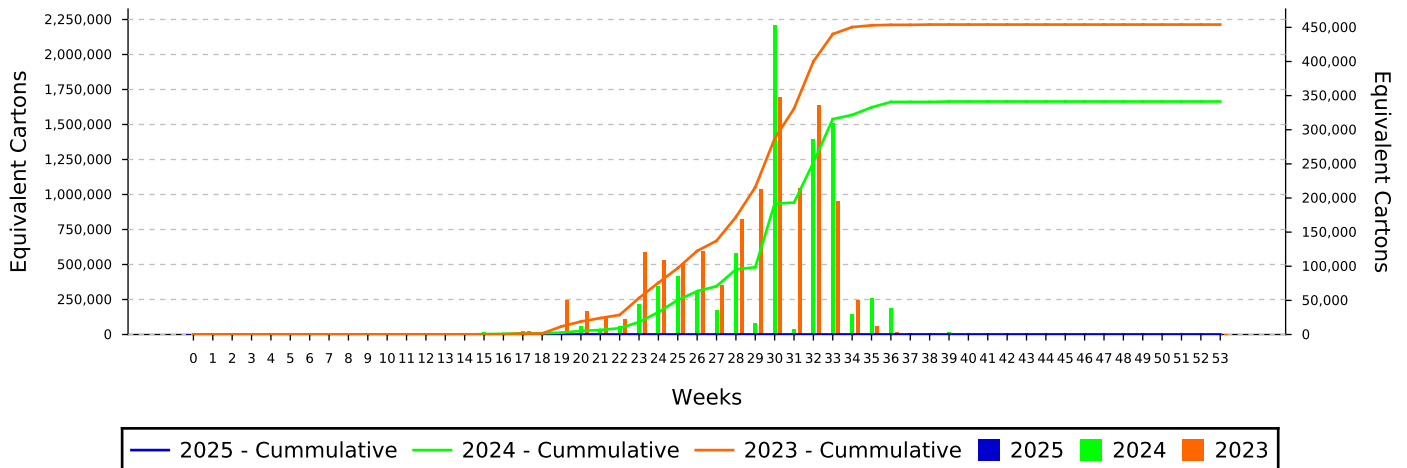
SOFT CITRUS (SC) Exported to Canada (CAN) : Current Season vs Previous Seasons



Week	2025 - Current	2025 - Cumulative	2024 - Current	2024 - Cumulative	2023 - Current	2023 - Cumulative
0	0	0	0	0	0	0
1	0	0	0	0	0	0
2	0	0	0	0	0	0
3	0	0	0	0	0	0
4	0	0	0	0	0	0
5	0	0	0	0	0	0
6	0	0	0	0	0	0
7	0	0	0	0	0	0
8	0	0	0	0	0	0
9	0	0	0	0	0	0
10	0	0	0	0	0	0
11	0	0	0	0	0	0
12	0	0	0	0	0	0
13	0	0	4,409	4,409	0	0
14	0	0	12,303	16,712	17,496	17,496
15	0	0	1,373	18,085	0	17,496
16	0	0	78,047	96,132	18,625	36,122
17	0	0	0	96,132	36,676	72,798
18	0	0	65,962	162,094	54,521	127,319
19	0	0	23,852	185,946	30,299	157,618
20	0	0	117,634	303,579	124,755	282,373
21	0	0	57,516	361,095	90,640	373,013
22	0	0	153,929	515,024	17,997	391,010
23	0	0	103,819	618,843	185,293	576,303
24	0	0	43,228	662,071	22,984	599,288
25	0	0	186,648	848,719	92,327	691,614
26	0	0	66,163	914,882	47,406	739,020
27	0	0	71,336	986,218	107,493	846,513
28	0	0	10,880	997,097	82,169	928,682
29	0	0	72,154	1,069,251	89,136	1,017,818
30	0	0	102,351	1,171,602	133,988	1,151,807
31	0	0	195,669	1,367,271	89,996	1,241,803
32	0	0	139,213	1,506,484	64,367	1,306,170
33	0	0	198,177	1,704,661	91,533	1,397,702
34	0	0	67,798	1,772,459	77,118	1,474,820
35	0	0	23,389	1,795,848	109,880	1,584,700
36	0	0	155,163	1,951,011	165,490	1,750,190
37	0	0	125,756	2,076,767	49,647	1,799,837
38	0	0	48,013	2,124,780	45,281	1,845,118
39	0	0	115,965	2,240,745	45,465	1,890,583
40	0	0	26,986	2,267,730	22,567	1,913,150
41	0	0	23,480	2,291,211	47,688	1,960,838
42	0	0	0	2,291,211	33,761	1,994,599
43	0	0	0	2,291,211	4,565	1,999,164
44	0	0	0	2,291,211	0	1,999,164
45	0	0	0	2,291,211	0	1,999,164
46	0	0	0	2,291,211	0	1,999,164
47	0	0	0	2,291,211	0	1,999,164
48	0	0	0	2,291,211	0	1,999,164
49	0	0	0	2,291,211	0	1,999,164
50	0	0	0	2,291,211	0	1,999,164
51	0	0	0	2,291,211	0	1,999,164
52	0	0	0	2,291,211	0	1,999,164
53	0	0	0	2,291,211	0	1,999,164

Indemnity:
 Agri-hub shall take all reasonable precautions to ensure that any information and data provided by Agri-hub from its information sources are correct. Neither Agri-hub nor any of its directors, employees or information sources take any responsibility for action or losses that might occur as a result of the usage of this information.

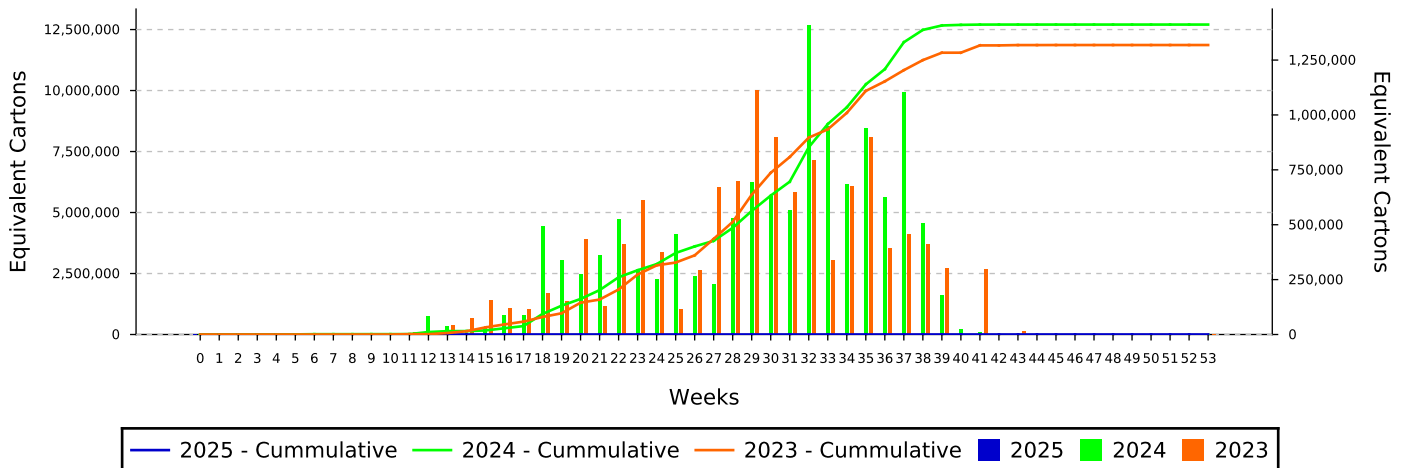
SOFT CITRUS (SC) Exported to China (CHN) : Current Season vs Previous Seasons



Week	2025 - Current	2025 - Cumulative	2024 - Current	2024 - Cumulative	2023 - Current	2023 - Cumulative
0	0	0	0	0	0	0
1	0	0	0	0	0	0
2	0	0	0	0	0	0
3	0	0	0	0	0	0
4	0	0	0	0	0	0
5	0	0	0	0	0	0
6	0	0	0	0	0	0
7	0	0	0	0	0	0
8	0	0	0	0	0	0
9	0	0	0	0	0	0
10	0	0	0	0	0	0
11	0	0	0	0	0	0
12	0	0	0	0	0	0
13	0	0	0	0	0	0
14	0	0	0	0	0	0
15	0	0	2,973	2,973	0	0
16	0	0	1,487	4,460	1,387	1,387
17	0	0	4,460	8,919	5,547	6,933
18	0	0	0	8,919	0	6,933
19	0	0	4,317	13,236	50,955	57,888
20	0	0	12,529	25,764	34,754	92,642
21	0	0	6,852	32,617	24,453	117,095
22	0	0	12,131	44,747	22,658	139,753
23	0	0	44,198	88,945	120,755	260,508
24	0	0	70,983	159,928	109,158	369,666
25	0	0	86,316	246,245	104,553	474,219
26	0	0	62,783	309,028	122,740	596,959
27	0	0	35,750	344,778	72,439	669,399
28	0	0	119,825	464,603	169,616	839,014
29	0	0	16,142	480,745	212,729	1,051,743
30	0	0	454,124	934,869	347,398	1,399,141
31	0	0	7,539	942,408	214,526	1,613,667
32	0	0	286,727	1,229,135	336,235	1,949,901
33	0	0	309,194	1,538,329	195,889	2,145,791
34	0	0	30,024	1,568,353	49,874	2,195,665
35	0	0	53,958	1,622,311	12,673	2,208,338
36	0	0	38,832	1,661,143	3,313	2,211,651
37	0	0	0	1,661,143	0	2,211,651
38	0	0	0	1,661,143	2,100	2,213,751
39	0	0	3,195	1,664,338	0	2,213,751
40	0	0	0	1,664,338	0	2,213,751
41	0	0	0	1,664,338	0	2,213,751
42	0	0	0	1,664,338	0	2,213,751
43	0	0	0	1,664,338	0	2,213,751
44	0	0	0	1,664,338	0	2,213,751
45	0	0	0	1,664,338	0	2,213,751
46	0	0	0	1,664,338	0	2,213,751
47	0	0	0	1,664,338	0	2,213,751
48	0	0	0	1,664,338	0	2,213,751
49	0	0	0	1,664,338	0	2,213,751
50	0	0	0	1,664,338	0	2,213,751
51	0	0	0	1,664,338	0	2,213,751
52	0	0	0	1,664,338	0	2,213,751
53	0	0	0	1,664,338	0	2,213,751

Indemnity:
 Agri-hub shall take all reasonable precautions to ensure that any information and data provided by Agri-hub from its information sources are correct. Neither Agri-hub nor any of its directors, employees or information sources take any responsibility for action or losses that might occur as a result of the usage of this information.

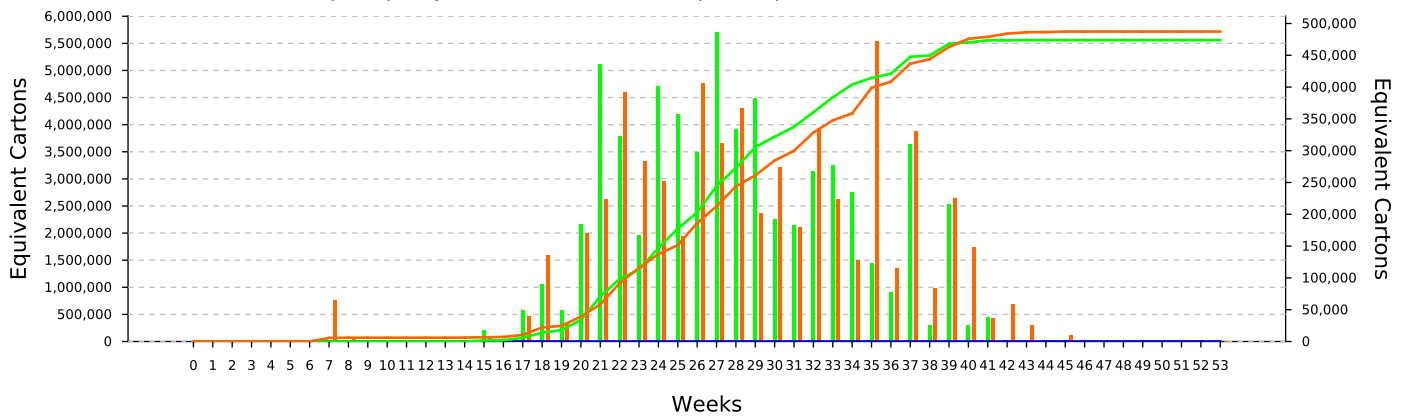
SOFT CITRUS (SC) Exported to Europe (EUR) : Current Season vs Previous Seasons



Week	2025 - Current	2025 - Cumulative	2024 - Current	2024 - Cumulative	2023 - Current	2023 - Cumulative
0	0	0	0	0	0	0
1	0	0	0	0	0	0
2	0	0	0	0	0	0
3	0	0	0	0	0	0
4	0	0	0	0	0	0
5	0	0	4,162	4,162	0	0
6	0	0	9,050	13,212	0	0
7	0	0	0	13,212	0	0
8	0	0	0	13,212	0	0
9	0	0	1,498	14,710	0	0
10	0	0	0	14,710	0	0
11	0	0	1,922	16,632	13,254	13,254
12	0	0	83,779	100,411	1,442	14,696
13	0	0	36,991	137,402	45,178	59,873
14	0	0	1,487	138,889	74,567	134,441
15	0	0	27,476	166,364	157,137	291,578
16	0	0	89,119	255,483	121,410	412,988
17	0	0	90,383	345,866	114,709	527,697
18	0	0	495,625	841,492	191,227	718,924
19	0	0	338,364	1,179,855	150,600	869,524
20	0	0	277,738	1,457,594	433,446	1,302,970
21	0	0	362,364	1,819,958	129,083	1,432,052
22	0	0	526,464	2,346,422	413,038	1,845,090
23	0	0	287,130	2,633,551	612,714	2,457,804
24	0	0	250,735	2,884,286	375,613	2,833,417
25	0	0	457,546	3,341,832	116,630	2,950,047
26	0	0	267,051	3,608,883	293,893	3,243,940
27	0	0	228,938	3,837,821	674,021	3,917,961
28	0	0	532,471	4,370,292	697,859	4,615,820
29	0	0	693,567	5,063,859	1,112,571	5,728,391
30	0	0	629,398	5,693,257	899,615	6,628,005
31	0	0	569,398	6,262,654	647,658	7,275,663
32	0	0	1,411,690	7,674,344	793,669	8,069,332
33	0	0	950,661	8,625,006	339,147	8,408,479
34	0	0	685,140	9,310,146	676,169	9,084,649
35	0	0	941,707	10,251,852	898,202	9,982,851
36	0	0	624,045	10,875,897	393,038	10,375,889
37	0	0	1,103,221	11,979,119	458,693	10,834,582
38	0	0	506,289	12,485,407	412,601	11,247,183
39	0	0	181,697	12,667,104	303,882	11,551,065
40	0	0	25,230	12,692,334	1,414	11,552,480
41	0	0	10,884	12,703,217	297,735	11,850,215
42	0	0	1,373	12,704,590	0	11,850,215
43	0	0	0	12,704,590	14,005	11,864,220
44	0	0	0	12,704,590	0	11,864,220
45	0	0	0	12,704,590	1,457	11,865,678
46	0	0	0	12,704,590	0	11,865,678
47	0	0	0	12,704,590	0	11,865,678
48	0	0	0	12,704,590	0	11,865,678
49	0	0	0	12,704,590	0	11,865,678
50	0	0	0	12,704,590	0	11,865,678
51	0	0	0	12,704,590	0	11,865,678
52	0	0	0	12,704,590	0	11,865,678
53	0	0	0	12,704,590	0	11,865,678

Indemnity:
 Agri-hub shall take all reasonable precautions to ensure that any information and data provided by Agri-hub from its information sources are correct. Neither Agri-hub nor any of its directors, employees or information sources take any responsibility for action or losses that might occur as a result of the usage of this information.

SOFT CITRUS (SC) Exported to Middle East (MEA) : Current Season vs Previous Seasons

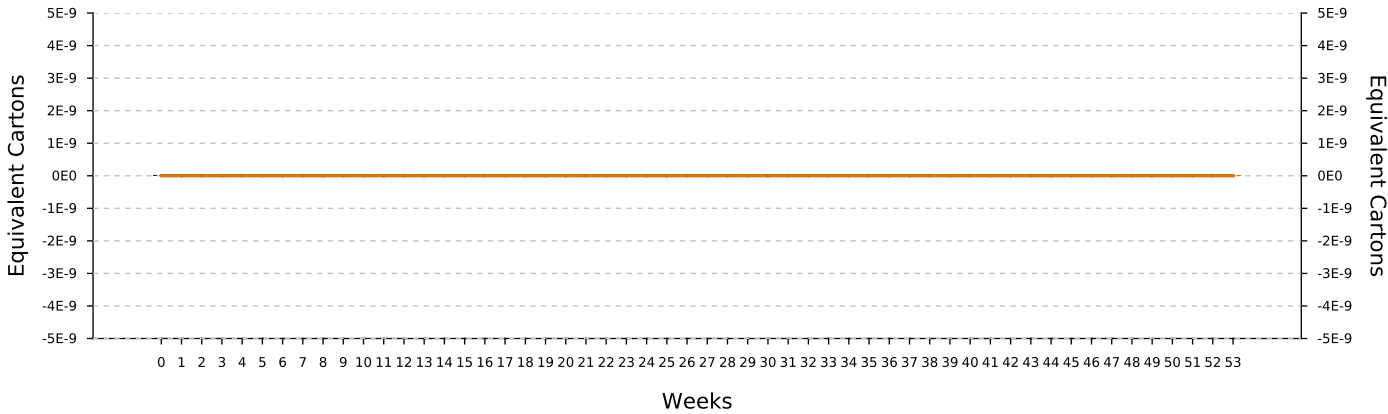


— 2025 - Cumulative — 2024 - Cumulative — 2023 - Cumulative ■ 2025 ■ 2024 ■ 2023

Week	2025 - Current	2025 - Cumulative	2024 - Current	2024 - Cumulative	2023 - Current	2023 - Cumulative
0	0	0	0	0	0	0
1	0	0	0	0	0	0
2	0	0	0	0	0	0
3	0	0	0	0	0	0
4	0	0	0	0	0	0
5	0	0	0	0	0	0
6	0	0	0	0	0	0
7	0	0	0	0	64,760	64,760
8	0	0	0	0	4,900	69,661
9	0	0	0	0	0	69,661
10	0	0	400	400	0	69,661
11	0	0	0	400	0	69,661
12	0	0	0	400	0	69,661
13	0	0	0	400	76	69,737
14	0	0	0	400	1,500	71,237
15	0	0	18,060	18,460	8,246	79,483
16	0	0	3,115	21,575	3,251	82,734
17	0	0	50,143	71,718	39,902	122,636
18	0	0	90,066	161,785	135,760	258,396
19	0	0	49,591	211,376	30,159	288,555
20	0	0	185,229	396,605	171,376	459,931
21	0	0	435,957	832,561	224,087	684,018
22	0	0	322,652	1,155,213	391,645	1,075,663
23	0	0	168,150	1,323,364	283,263	1,358,926
24	0	0	400,993	1,724,357	252,841	1,611,767
25	0	0	357,465	2,081,821	165,221	1,776,988
26	0	0	298,572	2,380,394	406,326	2,183,314
27	0	0	487,274	2,867,668	311,851	2,495,165
28	0	0	334,486	3,202,154	366,637	2,861,802
29	0	0	382,168	3,584,323	202,763	3,064,566
30	0	0	192,632	3,776,954	273,750	3,338,315
31	0	0	182,830	3,959,785	180,581	3,518,896
32	0	0	267,766	4,227,551	335,820	3,854,716
33	0	0	277,354	4,504,904	224,451	4,079,166
34	0	0	235,345	4,740,249	128,070	4,207,236
35	0	0	123,206	4,863,455	471,820	4,679,056
36	0	0	77,215	4,940,669	114,983	4,794,040
37	0	0	310,096	5,250,765	330,762	5,124,802
38	0	0	26,236	5,277,000	83,785	5,208,587
39	0	0	215,549	5,492,550	225,556	5,434,143
40	0	0	25,548	5,518,098	149,210	5,583,353
41	0	0	39,004	5,557,102	37,338	5,620,691
42	0	0	0	5,557,102	58,404	5,679,095
43	0	0	0	5,559,474	25,636	5,704,731
44	0	0	2,373	5,559,474	3,027	5,707,758
45	0	0	0	5,559,474	9,928	5,717,687
46	0	0	0	5,559,474	0	5,717,687
47	0	0	0	5,559,474	0	5,717,687
48	0	0	0	5,559,474	0	5,717,687
49	0	0	0	5,559,474	0	5,717,687
50	0	0	0	5,559,474	0	5,717,687
51	0	0	0	5,559,474	0	5,717,687
52	0	0	0	5,559,474	0	5,717,687
53	0	0	0	5,559,474	0	5,717,687

Indemnity:
Agri-hub shall take all reasonable precautions to ensure that any information and data provided by Agri-hub from its information sources are correct. Neither Agri-hub nor any of its directors, employees or information sources take any responsibility for action or losses that might occur as a result of the usage of this information.

SOFT CITRUS (SC) Exported to North-America (NAM) : Current Season vs Previous Seasons

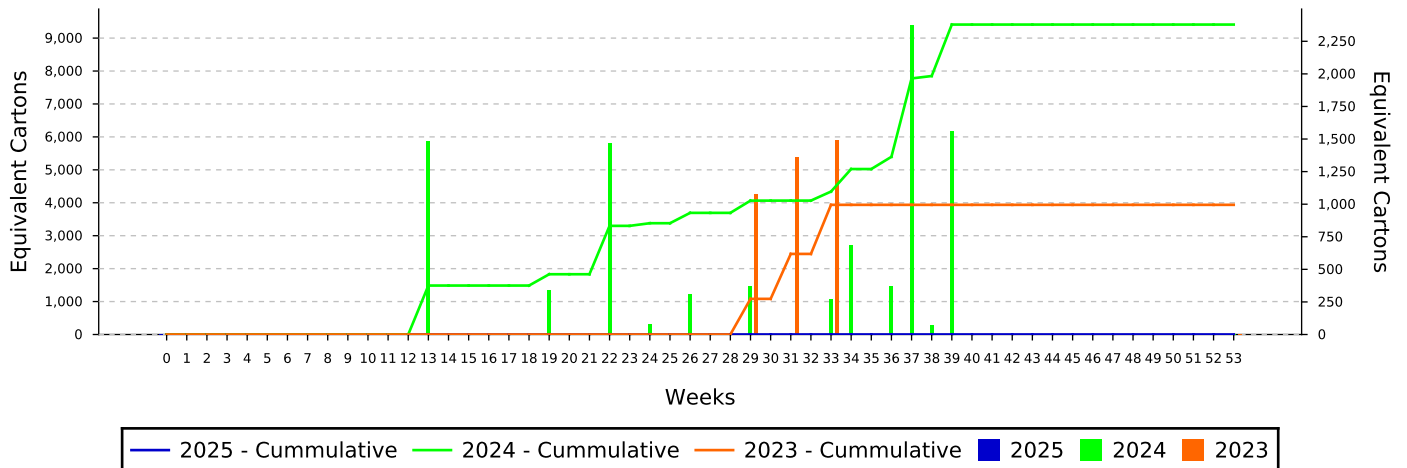


2025 - Cumulative 2024 - Cumulative 2023 - Cumulative 2025 2024 2023

Week	2025 - Current	2025 - Cumulative	2024 - Current	2024 - Cumulative	2023 - Current	2023 - Cumulative
0	0	0	0	0	0	0
1	0	0	0	0	0	0
2	0	0	0	0	0	0
3	0	0	0	0	0	0
4	0	0	0	0	0	0
5	0	0	0	0	0	0
6	0	0	0	0	0	0
7	0	0	0	0	0	0
8	0	0	0	0	0	0
9	0	0	0	0	0	0
10	0	0	0	0	0	0
11	0	0	0	0	0	0
12	0	0	0	0	0	0
13	0	0	0	0	0	0
14	0	0	0	0	0	0
15	0	0	0	0	0	0
16	0	0	0	0	0	0
17	0	0	0	0	0	0
18	0	0	0	0	0	0
19	0	0	0	0	0	0
20	0	0	0	0	0	0
21	0	0	0	0	0	0
22	0	0	0	0	0	0
23	0	0	0	0	0	0
24	0	0	0	0	0	0
25	0	0	0	0	0	0
26	0	0	0	0	0	0
27	0	0	0	0	0	0
28	0	0	0	0	0	0
29	0	0	0	0	0	0
30	0	0	0	0	0	0
31	0	0	0	0	0	0
32	0	0	0	0	0	0
33	0	0	0	0	0	0
34	0	0	0	0	0	0
35	0	0	0	0	0	0
36	0	0	0	0	0	0
37	0	0	0	0	0	0
38	0	0	0	0	0	0
39	0	0	0	0	0	0
40	0	0	0	0	0	0
41	0	0	0	0	0	0
42	0	0	0	0	0	0
43	0	0	0	0	0	0
44	0	0	0	0	0	0
45	0	0	0	0	0	0
46	0	0	0	0	0	0
47	0	0	0	0	0	0
48	0	0	0	0	0	0
49	0	0	0	0	0	0
50	0	0	0	0	0	0
51	0	0	0	0	0	0
52	0	0	0	0	0	0
53	0	0	0	0	0	0

Indemnity:
Agri-hub shall take all reasonable precautions to ensure that any information and data provided by Agri-hub from its information sources are correct. Neither Agri-hub nor any of its directors, employees or information sources take any responsibility for action or losses that might occur as a result of the usage of this information.

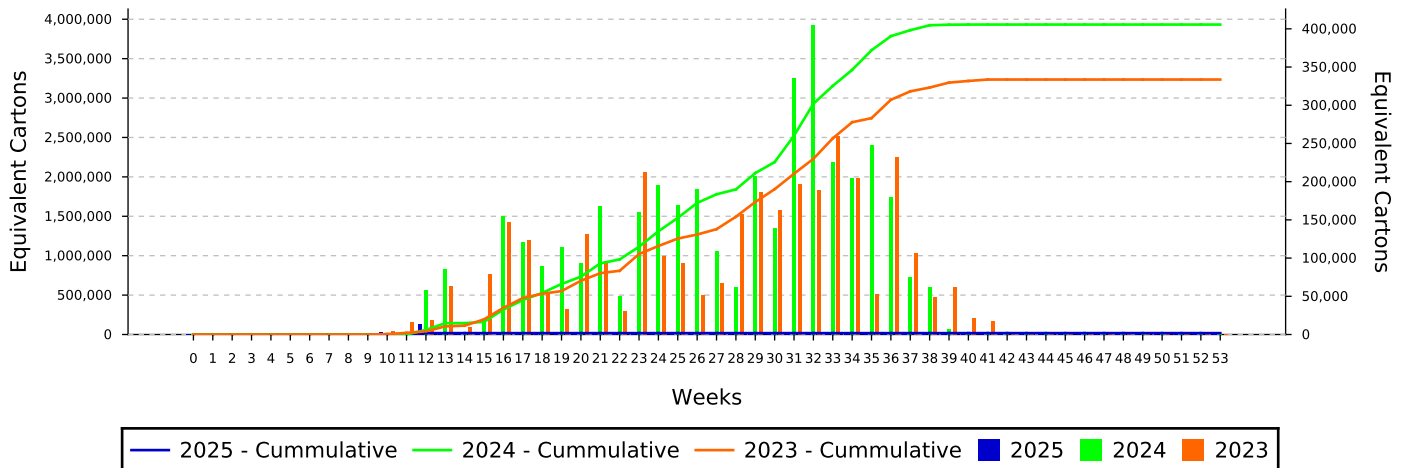
SOFT CITRUS (SC) Exported to Other (OTH) : Current Season vs Previous Seasons



Week	2025 - Current	2025 - Cumulative	2024 - Current	2024 - Cumulative	2023 - Current	2023 - Cumulative
0	0	0	0	0	0	0
1	0	0	0	0	0	0
2	0	0	0	0	0	0
3	0	0	0	0	0	0
4	0	0	0	0	0	0
5	0	0	0	0	0	0
6	0	0	0	0	0	0
7	0	0	0	0	0	0
8	0	0	0	0	0	0
9	0	0	0	0	0	0
10	0	0	0	0	0	0
11	0	0	0	0	0	0
12	0	0	0	0	0	0
13	0	0	1,487	1,487	0	0
14	0	0	0	1,487	0	0
15	0	0	0	1,487	0	0
16	0	0	0	1,487	0	0
17	0	0	0	1,487	0	0
18	0	0	0	1,487	0	0
19	0	0	343	1,830	0	0
20	0	0	0	1,830	0	0
21	0	0	0	1,830	0	0
22	0	0	1,469	3,299	0	0
23	0	0	0	3,299	0	0
24	0	0	80	3,379	0	0
25	0	0	0	3,379	0	0
26	0	0	314	3,693	0	0
27	0	0	0	3,693	0	0
28	0	0	0	3,693	0	0
29	0	0	372	4,065	1,082	1,082
30	0	0	0	4,065	0	1,082
31	0	0	1	4,066	1,365	2,446
32	0	0	0	4,066	0	2,446
33	0	0	275	4,340	1,491	3,937
34	0	0	684	5,024	0	3,937
35	0	0	0	5,024	0	3,937
36	0	0	372	5,396	0	3,937
37	0	0	2,378	7,774	0	3,937
38	0	0	74	7,848	0	3,937
39	0	0	1,562	9,411	0	3,937
40	0	0	0	9,411	0	3,937
41	0	0	0	9,411	0	3,937
42	0	0	0	9,411	0	3,937
43	0	0	0	9,411	0	3,937
44	0	0	0	9,411	0	3,937
45	0	0	0	9,411	0	3,937
46	0	0	0	9,411	0	3,937
47	0	0	0	9,411	0	3,937
48	0	0	0	9,411	0	3,937
49	0	0	0	9,411	0	3,937
50	0	0	0	9,411	0	3,937
51	0	0	0	9,411	0	3,937
52	0	0	0	9,411	0	3,937
53	0	0	0	9,411	0	3,937

Indemnity:
 Agri-hub shall take all reasonable precautions to ensure that any information and data provided by Agri-hub from its information sources are correct. Neither Agri-hub nor any of its directors, employees or information sources take any responsibility for action or losses that might occur as a result of the usage of this information.

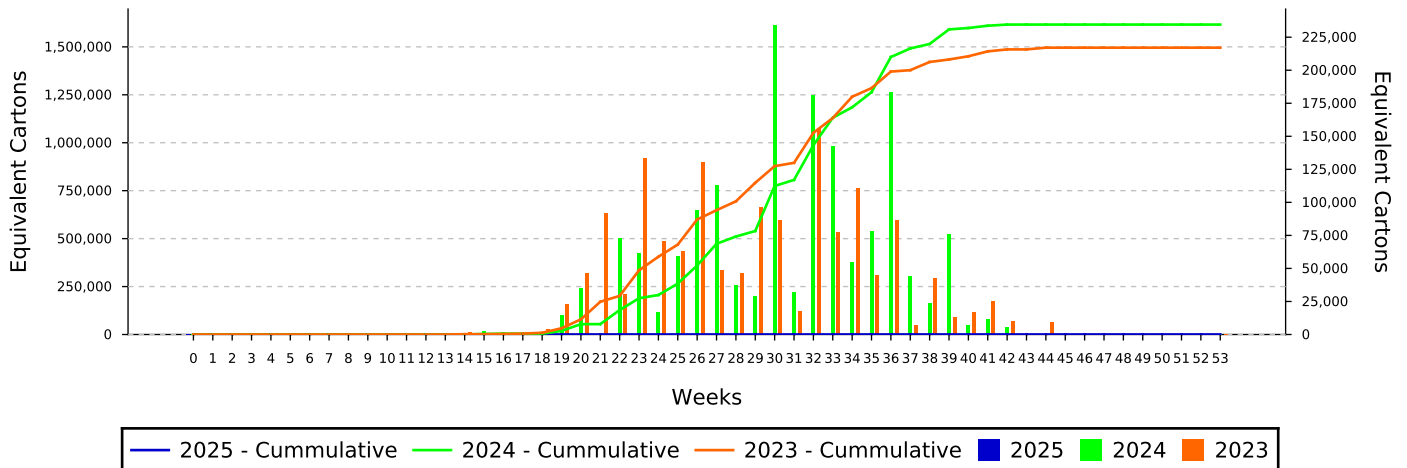
SOFT CITRUS (SC) Exported to Russian Federation (RUS) : Current Season vs Previous Seasons



Week	2025 - Current	2025 - Cumulative	2024 - Current	2024 - Cumulative	2023 - Current	2023 - Cumulative
0	0	0	0	0	0	0
1	0	0	0	0	0	0
2	0	0	0	0	0	0
3	0	0	0	0	0	0
4	0	0	0	0	0	0
5	0	0	0	0	0	0
6	0	0	0	0	0	0
7	0	0	0	0	0	0
8	0	0	0	0	0	0
9	0	0	0	0	0	0
10	2,973	2,973	0	0	4,316	4,316
11	0	2,973	0	0	16,628	20,944
12	14,179	17,152	58,223	58,223	19,117	40,061
13	0	17,152	85,764	143,987	123,060	103,121
14	0	17,152	0	143,987	9,227	112,348
15	0	17,152	16,792	160,779	79,460	191,807
16	0	17,152	155,450	316,229	146,581	338,388
17	0	17,152	120,544	436,773	123,718	462,107
18	0	17,152	90,074	526,846	55,189	517,296
19	0	17,152	113,923	640,769	33,416	550,712
20	0	17,152	93,244	734,014	131,162	681,874
21	0	17,152	168,442	902,456	96,344	778,218
22	0	17,152	49,889	952,345	30,218	808,436
23	0	17,152	160,948	1,113,292	212,294	1,020,729
24	0	17,152	196,240	1,309,532	102,296	1,123,025
25	0	17,152	169,329	1,478,861	93,996	1,217,021
26	0	17,152	190,659	1,669,520	51,324	1,268,345
27	0	17,152	109,361	1,778,881	67,801	1,336,146
28	0	17,152	62,180	1,841,062	158,195	1,494,341
29	0	17,152	206,989	2,048,050	186,702	1,681,043
30	0	17,152	139,253	2,187,303	162,346	1,843,389
31	0	17,152	335,445	2,522,748	196,324	2,039,713
32	0	17,152	405,579	2,928,327	189,188	2,228,901
33	0	17,152	225,199	3,153,525	259,501	2,488,403
34	0	17,152	204,273	3,357,798	204,463	2,692,866
35	0	17,152	248,199	3,605,997	52,417	2,745,283
36	0	17,152	179,302	3,785,298	232,734	2,978,016
37	0	17,152	75,646	3,860,944	106,769	3,084,785
38	0	17,152	62,343	3,923,287	48,573	3,133,358
39	0	17,152	7,487	3,930,774	62,616	3,195,974
40	0	17,152	1,662	3,932,436	21,028	3,217,003
41	0	17,152	0	3,932,436	17,936	3,234,939
42	0	17,152	0	3,932,436	0	3,234,939
43	0	17,152	0	3,932,436	0	3,234,939
44	0	17,152	0	3,932,436	0	3,234,939
45	0	17,152	0	3,932,436	0	3,234,939
46	0	17,152	0	3,932,436	0	3,234,939
47	0	17,152	0	3,932,436	0	3,234,939
48	0	17,152	0	3,932,436	0	3,234,939
49	0	17,152	0	3,932,436	0	3,234,939
50	0	17,152	0	3,932,436	0	3,234,939
51	0	17,152	0	3,932,436	0	3,234,939
52	0	17,152	0	3,932,436	0	3,234,939
53	0	17,152	0	3,932,436	0	3,234,939

Indemnity:
 Agri-hub shall take all reasonable precautions to ensure that any information and data provided by Agri-hub from its information sources are correct. Neither Agri-hub nor any of its directors, employees or information sources take any responsibility for action or losses that might occur as a result of the usage of this information.

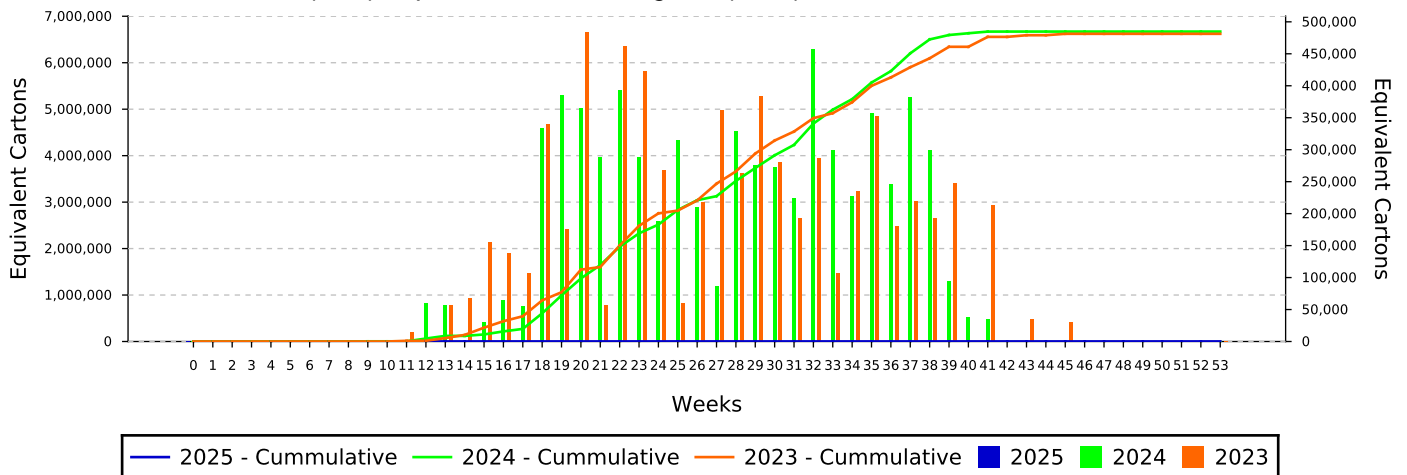
SOFT CITRUS (SC) Exported to South East Asia (SEA) : Current Season vs Previous Seasons



Week	2025 - Current	2025 - Cumulative	2024 - Current	2024 - Cumulative	2023 - Current	2023 - Cumulative
0	0	0	0	0	0	0
1	0	0	0	0	0	0
2	0	0	0	0	0	0
3	0	0	0	0	0	0
4	0	0	0	0	0	0
5	0	0	0	0	0	0
6	0	0	0	0	0	0
7	0	0	0	0	0	0
8	0	0	0	0	0	0
9	0	0	0	0	0	0
10	0	0	0	0	0	0
11	0	0	0	0	0	0
12	0	0	0	0	0	0
13	0	0	0	0	0	0
14	0	0	0	0	1,525	1,525
15	0	0	2,973	2,973	0	1,525
16	0	0	1,556	4,529	1,387	2,913
17	0	0	0	4,529	1,856	4,768
18	0	0	0	4,529	4,322	9,090
19	0	0	14,429	18,958	23,396	32,486
20	0	0	35,041	54,000	46,593	79,079
21	0	0	84	54,084	91,726	170,805
22	0	0	73,305	127,389	30,454	201,259
23	0	0	61,776	189,165	133,526	334,785
24	0	0	16,667	205,832	70,702	405,487
25	0	0	59,512	265,344	63,522	469,009
26	0	0	94,583	359,927	130,693	599,702
27	0	0	113,209	473,136	48,458	648,161
28	0	0	37,661	510,797	46,186	694,347
29	0	0	29,026	539,823	96,836	791,183
30	0	0	234,548	774,371	86,672	877,855
31	0	0	31,909	806,280	17,452	895,307
32	0	0	181,035	987,315	156,237	1,051,544
33	0	0	142,774	1,130,089	77,276	1,128,820
34	0	0	54,833	1,184,922	110,989	1,239,808
35	0	0	78,448	1,263,370	44,869	1,284,677
36	0	0	183,751	1,447,120	86,490	1,371,167
37	0	0	44,448	1,491,569	7,233	1,378,400
38	0	0	23,525	1,515,094	42,650	1,421,050
39	0	0	75,848	1,590,942	13,077	1,434,127
40	0	0	7,381	1,598,324	16,696	1,450,823
41	0	0	11,934	1,610,258	25,548	1,476,371
42	0	0	5,968	1,616,226	10,305	1,486,676
43	0	0	0	1,616,226	0	1,486,676
44	0	0	0	1,616,226	9,107	1,495,783
45	0	0	0	1,616,226	0	1,495,783
46	0	0	0	1,616,226	0	1,495,783
47	0	0	0	1,616,226	0	1,495,783
48	0	0	0	1,616,226	0	1,495,783
49	0	0	0	1,616,226	0	1,495,783
50	0	0	0	1,616,226	0	1,495,783
51	0	0	0	1,616,226	0	1,495,783
52	0	0	0	1,616,226	0	1,495,783
53	0	0	0	1,616,226	0	1,495,783

Indemnity:
 Agri-hub shall take all reasonable precautions to ensure that any information and data provided by Agri-hub from its information sources are correct. Neither Agri-hub nor any of its directors, employees or information sources take any responsibility for action or losses that might occur as a result of the usage of this information.

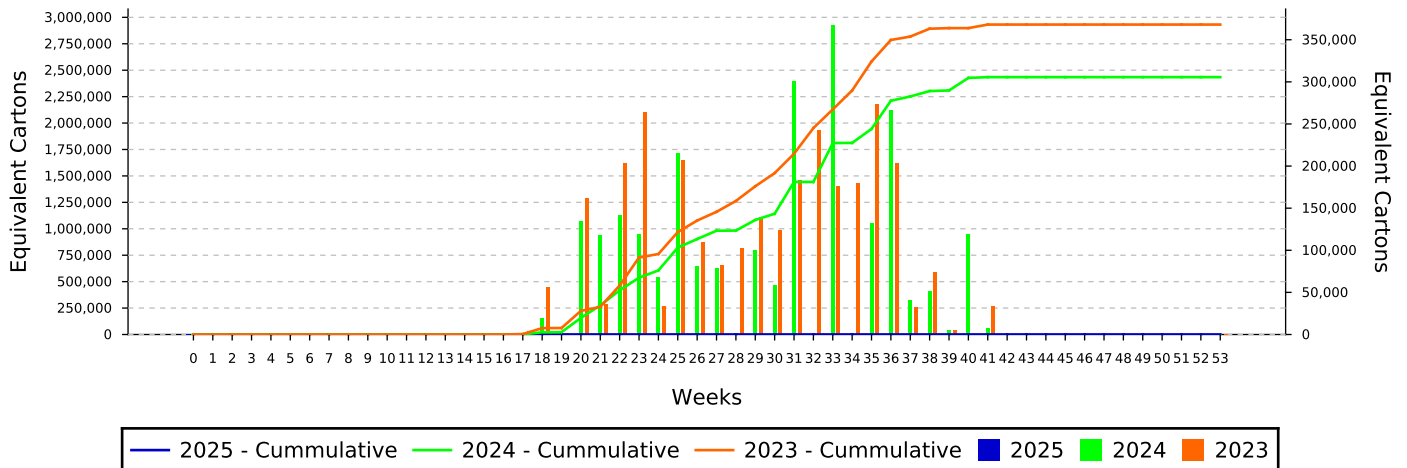
SOFT CITRUS (SC) Exported to United Kingdom (UKI) : Current Season vs Previous Seasons



Week	2025 - Current	2025 - Cumulative	2024 - Current	2024 - Cumulative	2023 - Current	2023 - Cumulative
0	0	0	0	0	0	0
1	0	0	0	0	0	0
2	0	0	0	0	0	0
3	0	0	1,442	1,442	0	0
4	0	0	0	1,442	0	0
5	0	0	0	1,442	0	0
6	0	0	0	1,442	0	0
7	0	0	0	1,442	0	0
8	0	0	0	1,442	0	0
9	0	0	2,746	4,188	0	0
10	0	0	0	4,188	0	0
11	1,373	1,373	0	4,188	14,264	14,264
12	0	1,373	59,705	63,893	1,715	15,979
13	0	1,373	56,850	120,743	57,348	73,327
14	0	1,373	0	120,743	68,564	141,891
15	0	1,373	30,566	151,309	155,470	297,361
16	0	1,373	65,519	216,827	138,916	436,277
17	0	1,373	54,877	271,704	107,653	543,930
18	0	1,373	334,321	606,026	340,497	884,428
19	0	1,373	385,838	991,864	176,610	1,061,038
20	0	1,373	365,401	1,357,265	484,773	1,545,811
21	0	1,373	288,327	1,645,592	56,942	1,602,753
22	0	1,373	393,717	2,039,309	462,900	2,065,653
23	0	1,373	287,971	2,327,281	423,406	2,489,059
24	0	1,373	188,765	2,516,046	267,979	2,757,039
25	0	1,373	314,503	2,830,549	60,466	2,817,504
26	0	1,373	210,531	3,041,080	218,041	3,035,545
27	0	1,373	86,541	3,127,621	361,461	3,397,006
28	0	1,373	329,358	3,456,979	264,219	3,661,225
29	0	1,373	276,694	3,733,674	383,288	4,044,512
30	0	1,373	273,020	4,006,693	281,083	4,325,595
31	0	1,373	225,104	4,231,798	193,596	4,519,192
32	0	1,373	458,267	4,690,065	287,035	4,806,227
33	0	1,373	298,914	4,988,979	107,749	4,913,976
34	0	1,373	226,972	5,215,952	235,786	5,149,762
35	0	1,373	356,829	5,572,781	352,772	5,502,534
36	0	1,373	246,398	5,819,179	180,867	5,683,401
37	0	1,373	382,915	6,202,094	219,073	5,902,474
38	0	1,373	299,237	6,501,331	192,416	6,094,889
39	0	1,373	95,088	6,596,418	247,638	6,342,527
40	0	1,373	37,822	6,634,240	0	6,342,527
41	0	1,373	35,655	6,669,894	213,599	6,556,126
42	0	1,373	710	6,670,605	0	6,556,126
43	0	1,373	0	6,670,605	35,961	6,592,087
44	0	1,373	0	6,670,605	0	6,592,087
45	0	1,373	0	6,670,605	30,017	6,622,104
46	0	1,373	0	6,670,605	0	6,622,104
47	0	1,373	0	6,670,605	0	6,622,104
48	0	1,373	0	6,670,605	0	6,622,104
49	0	1,373	0	6,670,605	0	6,622,104
50	0	1,373	0	6,670,605	0	6,622,104
51	0	1,373	0	6,670,605	0	6,622,104
52	0	1,373	0	6,670,605	0	6,622,104
53	0	1,373	0	6,670,605	0	6,622,104

Indemnity:
 Agri-hub shall take all reasonable precautions to ensure that any information and data provided by Agri-hub from its information sources are correct. Neither Agri-hub nor any of its directors, employees or information sources take any responsibility for action or losses that might occur as a result of the usage of this information.

SOFT CITRUS (SC) Exported to United States (US) : Current Season vs Previous Seasons



Week	2025 - Current	2025 - Cumulative	2024 - Current	2024 - Cumulative	2023 - Current	2023 - Cumulative
0	0	0	0	0	0	0
1	0	0	0	0	0	0
2	0	0	0	0	0	0
3	0	0	0	0	0	0
4	0	0	0	0	0	0
5	0	0	0	0	0	0
6	0	0	0	0	0	0
7	0	0	0	0	0	0
8	0	0	0	0	0	0
9	0	0	0	0	0	0
10	0	0	0	0	0	0
11	0	0	0	0	0	0
12	0	0	0	0	0	0
13	0	0	0	0	0	0
14	0	0	0	0	0	0
15	0	0	0	0	0	0
16	0	0	1,430	1,430	0	0
17	0	0	0	1,430	4,170	4,170
18	0	0	19,526	20,956	55,837	60,007
19	0	0	1,373	22,329	1,392	61,399
20	0	0	134,783	157,112	162,456	223,854
21	0	0	118,379	275,491	36,690	260,544
22	0	0	142,158	417,649	203,095	463,640
23	0	0	119,789	537,438	264,383	728,022
24	0	0	68,661	606,098	33,518	761,540
25	0	0	215,930	822,029	206,975	968,515
26	0	0	80,844	902,873	109,297	1,077,813
27	0	0	78,825	981,698	82,635	1,160,447
28	0	0	1,373	983,071	102,533	1,262,981
29	0	0	100,396	1,083,467	139,245	1,402,225
30	0	0	58,688	1,142,155	124,233	1,526,459
31	0	0	300,817	1,442,972	182,937	1,709,395
32	0	0	0	1,442,972	243,323	1,952,718
33	0	0	368,022	1,810,994	176,412	2,129,130
34	0	0	1,373	1,812,367	179,308	2,308,438
35	0	0	132,010	1,944,377	273,790	2,582,228
36	0	0	266,418	2,210,795	203,514	2,785,742
37	0	0	40,630	2,251,425	32,459	2,818,201
38	0	0	51,289	2,302,714	74,436	2,892,637
39	0	0	5,605	2,308,319	5,548	2,898,185
40	0	0	118,750	2,427,069	0	2,898,185
41	0	0	7,333	2,434,402	33,466	2,931,651
42	0	0	0	2,434,402	0	2,931,651
43	0	0	0	2,434,402	0	2,931,651
44	0	0	0	2,434,402	0	2,931,651
45	0	0	0	2,434,402	0	2,931,651
46	0	0	0	2,434,402	0	2,931,651
47	0	0	0	2,434,402	0	2,931,651
48	0	0	0	2,434,402	0	2,931,651
49	0	0	0	2,434,402	0	2,931,651
50	0	0	0	2,434,402	0	2,931,651
51	0	0	0	2,434,402	0	2,931,651
52	0	0	0	2,434,402	0	2,931,651
53	0	0	0	2,434,402	0	2,931,651

Indemnity:
 Agri-hub shall take all reasonable precautions to ensure that any information and data provided by Agri-hub from its information sources are correct. Neither Agri-hub nor any of its directors, employees or information sources take any responsibility for action or losses that might occur as a result of the usage of this information.

Glossary of Key Terms

Actual Cartons (ActCtn)

- Number of cartons that are on a pallet as provided by data source. (The number cartons can differ depending on the pack type code e.g. J60B has 2 cartons, and A15C has 80 cartons)

Country of Origin

- Reports are based on South African exports only. The country of origin code in the data source is ZA.

Equivalent Cartons (EqvCtns)

- The net mass provided by the data source, divided by the standard mass as per commodity.
- Nett mass is validated to be within certain tolerance based on pack type codes. e.g. Grapes standard mass is 4.5 kg where the Oranges are 15kg and Grapefruit is at 17kg

Pallet Quantity (Plt_Qty)

- The Pallet Quantity provided by data source. No distinction is made between pallet types

Port Of Loading (POL)

- Port of Loading

Shipped Date

- Shipped date is the sail date from the Port of Loading for the vessel.
- Pomefruit & Stonefruit - Shipped Date / Export Week is the date of the last South African port of loading
- (Initially the shipped date is received from the data source.
The vessel sail date is updated according to Marine traffic and Transnet to use the actual shipped dates)

Shipped_week

- The week of the year, starting on a Monday, derived from the shipped date.
- Pome and Stone fruit use Shipped_week_za in this field.

Shipped_week_pol

- The week of the year, starting on a Monday, derived from the shipped date when the vessel left the port.

Shipped_week_za

- The week of the year, starting on a Monday, derived from the shipped date when the vessel left the last South African POL. (NOT the port the container was loaded in)

Glossary of Key Terms

Year To Date (YTD)

- Year To Date (YTD) Data for the current season. The season dates are managed on commodity level.