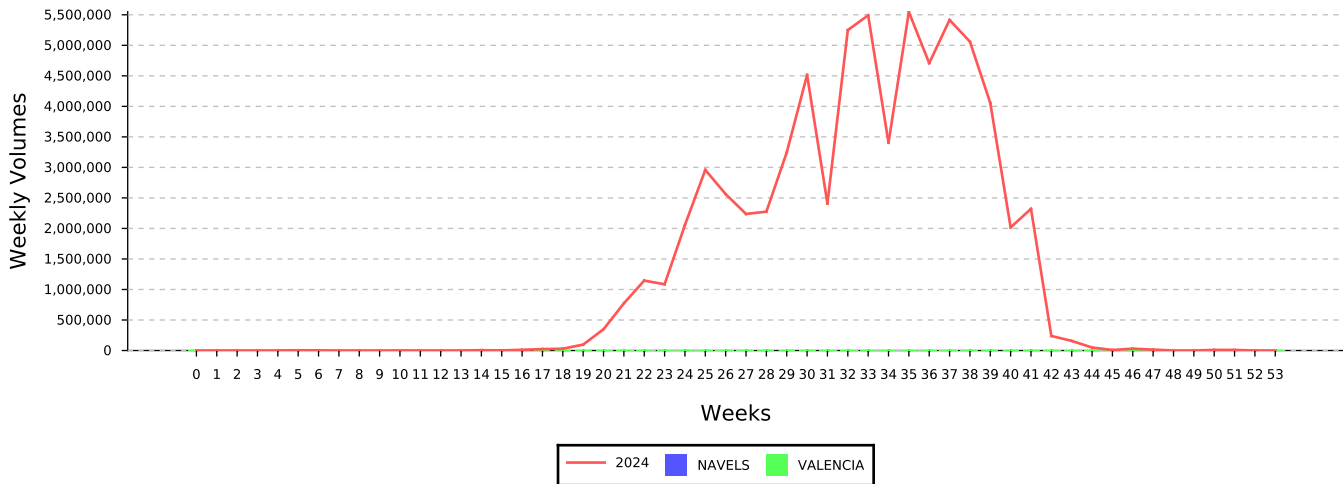


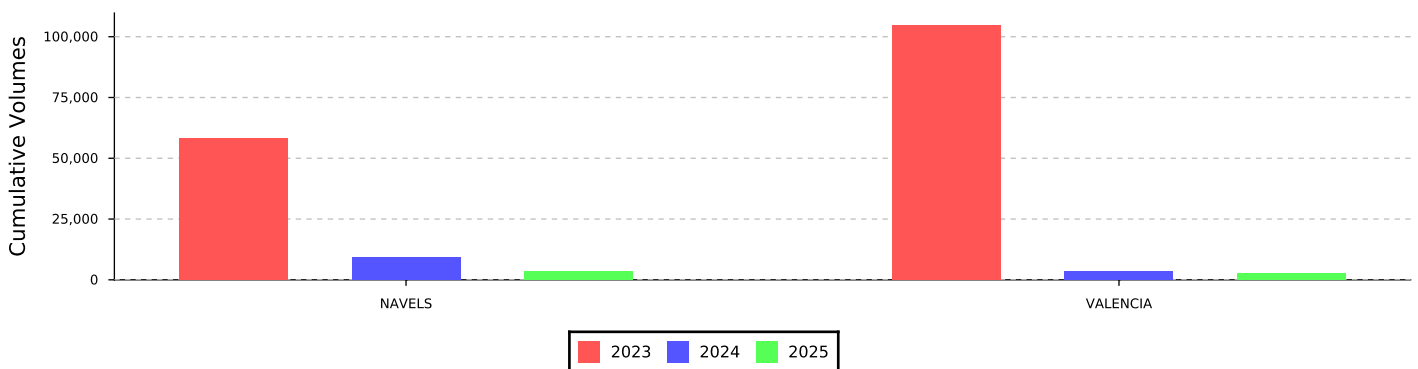
## ORANGES (15.00 kg Cartons )

Selected ORANGES Varieties Exported



Region	Weekly volumes - Week 14									Cumulative volumes - YTD - week 14								
	2024 Air	2024 Ship	2024 Total	2025 Air	2025 Ship	2025 Total	Diff	%Diff		2024 Air	2024 Ship	2024 Total	2025 Air	2025 Ship	2025 Total	Diff	%Diff	Dist
Africa and Islands	0	0	0	0	1,664	1,664	1,664	%		0	832	832	0	1,914	1,914	1,082	130%	32 %
Asia	0	0	0	0	0	0	0			0	0	0	0	0	0	0		0 %
Canada	0	5,120	5,120	0	0	0	-5,120	-100%		0	5,120	5,120	0	0	0	-5,120	-100%	0 %
China	0	0	0	0	0	0	0			0	0	0	0	0	0	0		0 %
Europe	0	0	0	0	0	0	0			0	6,604	6,604	0	684	684	-5,920	-90%	12 %
Middle East	0	0	0	0	0	0	0			0	0	0	0	3,310	3,310	3,310	%	56 %
North-America	0	0	0	0	0	0	0			0	0	0	0	0	0	0		0 %
Other	0	0	0	0	0	0	0			0	0	0	0	0	0	0		0 %
Russian Federation	0	0	0	0	0	0	0			0	0	0	0	0	0	0		0 %
South East Asia	0	0	0	0	0	0	0			0	0	0	0	0	0	0		0 %
United Kingdom	0	0	0	0	0	0	0			0	0	0	0	0	0	0		0 %
United States	0	0	0	0	0	0	0			0	0	0	0	0	0	0		0 %
<b>Total</b>	<b>0</b>	<b>5,120</b>	<b>5,120</b>	<b>0</b>	<b>1,664</b>	<b>1,664</b>	<b>-3,456</b>	<b>-67%</b>		<b>0</b>	<b>12,556</b>	<b>12,556</b>	<b>0</b>	<b>5,908</b>	<b>5,908</b>	<b>-6,648</b>	<b>-53%</b>	

Major Cultivars Currently Exported



Cumulative volumes - YTD	Africa and Islands	Asia	Canada	China	Europe	Middle East	North-America	Other	Russian Federation	South East Asia	United Kingdom	United States	Total
LATE NAVAL	0	0	0	0	0	0	0	0	0	0	0	0	0
NAVELS	1,664	0	0	0	0	1,664	0	0	0	0	0	0	3,328
RED NAVAL	0	0	0	0	0	0	0	0	0	0	0	0	0
UNKNOWN	0	0	0	0	0	0	0	0	0	0	0	0	0

**Indemnity:**  
Agri-hub shall take all reasonable precautions to ensure that any information and data provided by Agri-hub from its information sources are correct. Neither Agri-hub nor any of its directors, employees or information sources take any responsibility for action or losses that might occur as a result of the

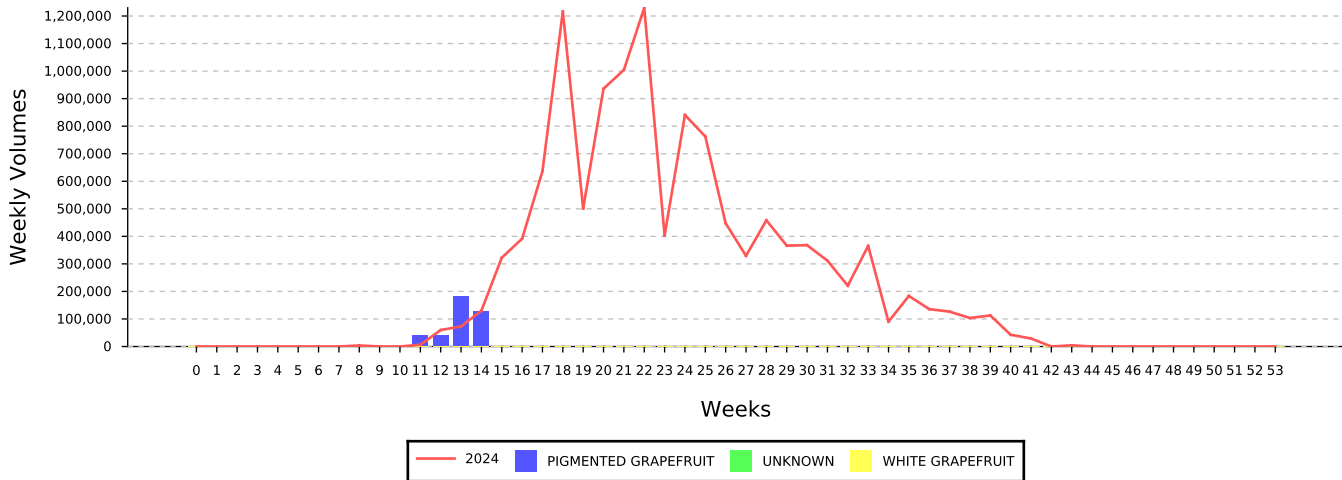
Cumulative volumes - YTD	Africa and Islands	Asia	Canada	China	Europe	Middle East	North-America	Other	Russian Federation	South East Asia	United Kingdom	United States	Total
VALENCIA	250	0	0	0	684	1,646	0	0	0	0	0	0	2,580
Total	1,914	0	0	0	684	3,310	0	0	0	0	0	0	5,908

Historical week's export figures for the previous season (2024)

		Africa and Islands	Asia	Canada	China	Europe	Middle East	North-America	Other	Russian Federation	South East Asia	United Kingdom	United States	Total Region Desc
Week 14	LATE NAVEL	0	0	0	0	0	0	0	0	0	0	0	0	0
	NAVELS	0	0	5,120	0	0	0	0	0	0	0	0	0	5,120
	RED NAVEL	0	0	0	0	0	0	0	0	0	0	0	0	0
	UNKNOWN	0	0	0	0	0	0	0	0	0	0	0	0	0
	VALENCIA	0	0	0	0	0	0	0	0	0	0	0	0	0
	Total Variety Group	0	0	5,120	0	0	0	0	0	0	0	0	0	5,120
Week 15	LATE NAVEL	0	0	0	0	0	0	0	0	0	0	0	0	0
	NAVELS	0	0	1,595	0	0	0	0	0	0	0	0	0	1,595
	RED NAVEL	0	0	0	0	0	0	0	0	0	0	0	0	0
	UNKNOWN	0	0	0	0	0	0	0	0	0	0	0	0	0
	VALENCIA	0	0	0	0	0	0	0	0	0	0	0	0	0
	Total Variety Group	0	0	1,595	0	0	0	0	0	0	0	0	0	1,595
Week 16	LATE NAVEL	0	0	0	0	0	0	0	0	0	0	0	0	0
	NAVELS	0	0	9,199	0	0	2,413	0	0	0	0	0	0	11,612
	RED NAVEL	0	0	0	0	0	0	0	0	0	0	0	0	0
	UNKNOWN	0	0	0	0	0	0	0	0	0	0	0	0	0
	VALENCIA	0	0	0	0	0	0	0	0	0	0	0	0	0
	Total Variety Group	0	0	9,199	0	0	2,413	0	0	0	0	0	0	11,612
Total week		0	0	15,913	0	0	2,413	0	0	0	0	0	0	18,326

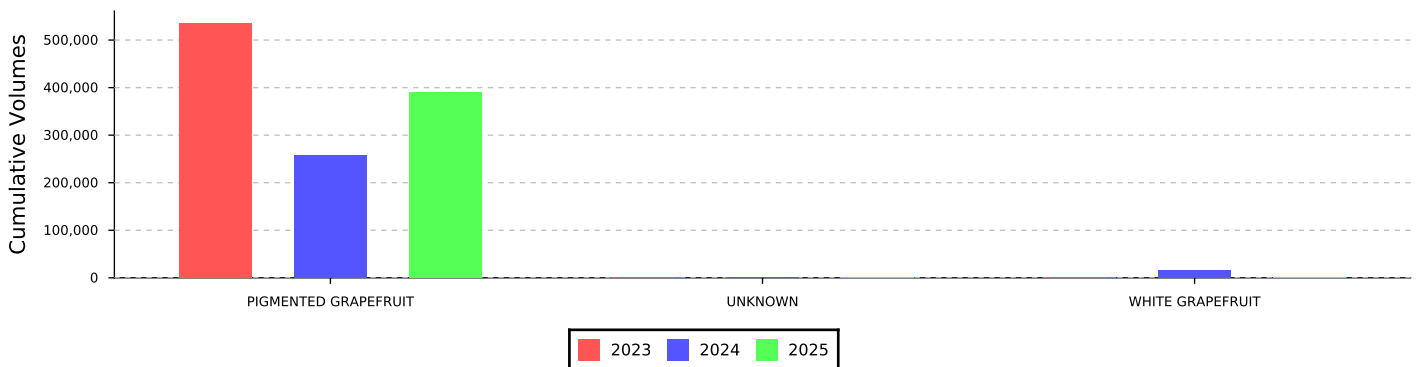
## GRAPEFRUIT (17.00 kg Cartons )

Selected GRAPEFRUIT Varieties Exported



	Weekly volumes - Week 14								Cumulative volumes - YTD - week 14								
Region	2024 Air	2024 Ship	2024 Total	2025 Air	2025 Ship	2025 Total	Diff	%Diff	2024 Air	2024 Ship	2024 Total	2025 Air	2025 Ship	2025 Total	Diff	%Diff	Dist
Africa and Islands	0	0	0	0	1,319	1,319	1,319	%	0	2,028	2,028	0	2,858	2,858	830	41%	1 %
Asia	0	1,352	1,352	0	9,778	9,778	8,426	623%	0	3,080	3,080	0	9,778	9,778	6,699	218%	3 %
Canada	0	9,965	9,965	0	0	0	-9,965	-100%	0	15,086	15,086	0	1,290	1,290	-13,796	-91%	0 %
China	0	28,382	28,382	0	33,004	33,004	4,623	16%	0	47,623	47,623	0	44,256	44,256	-3,367	-7%	11 %
Europe	0	69,542	69,542	0	36,509	36,509	-33,032	-48%	0	169,098	169,098	0	226,311	226,311	57,213	34%	58 %
Middle East	0	10,872	10,872	0	14,958	14,958	4,086	38%	0	10,872	10,872	0	20,970	20,970	10,098	93%	5 %
North-America	0	0	0	0	0	0	0		0	0	0	0	0	0	0		0 %
Other	0	0	0	0	0	0	0		0	0	0	0	0	0	0		0 %
Russian Federation	0	0	0	0	23,452	23,452	23,452	%	0	4,801	4,801	0	67,638	67,638	62,837	1,309%	17 %
South East Asia	0	8,113	8,113	0	7,247	7,247	-866	-11%	0	13,392	13,392	0	7,247	7,247	-6,144	-46%	2 %
United Kingdom	0	1,269	1,269	0	1,294	1,294	25	2%	0	7,299	7,299	0	10,180	10,180	2,881	39%	3 %
United States	0	0	0	0	0	0	0		0	0	0	0	0	0	0		0 %
Total	0	129,495	129,495	0	127,562	127,562	-1,932	-1%	0	273,279	273,279	0	390,529	390,529	117,250	43%	

Major Cultivars Currently Exported



Cumulative volumes - YTD	Africa and Islands	Asia	Canada	China	Europe	Middle East	North-America	Other	Russian Federation	South East Asia	United Kingdom	United States	Total
PIGMENTED	2,858	9,778	1,290	44,256	226,311	20,970	0	0	67,638	7,247	10,180	0	390,529
UNKNOWN	0	0	0	0	0	0	0	0	0	0	0	0	0
WHITE	0	0	0	0	0	0	0	0	0	0	0	0	0
<b>Total</b>	<b>2,858</b>	<b>9,778</b>	<b>1,290</b>	<b>44,256</b>	<b>226,311</b>	<b>20,970</b>	<b>0</b>	<b>0</b>	<b>67,638</b>	<b>7,247</b>	<b>10,180</b>	<b>0</b>	<b>390,529</b>

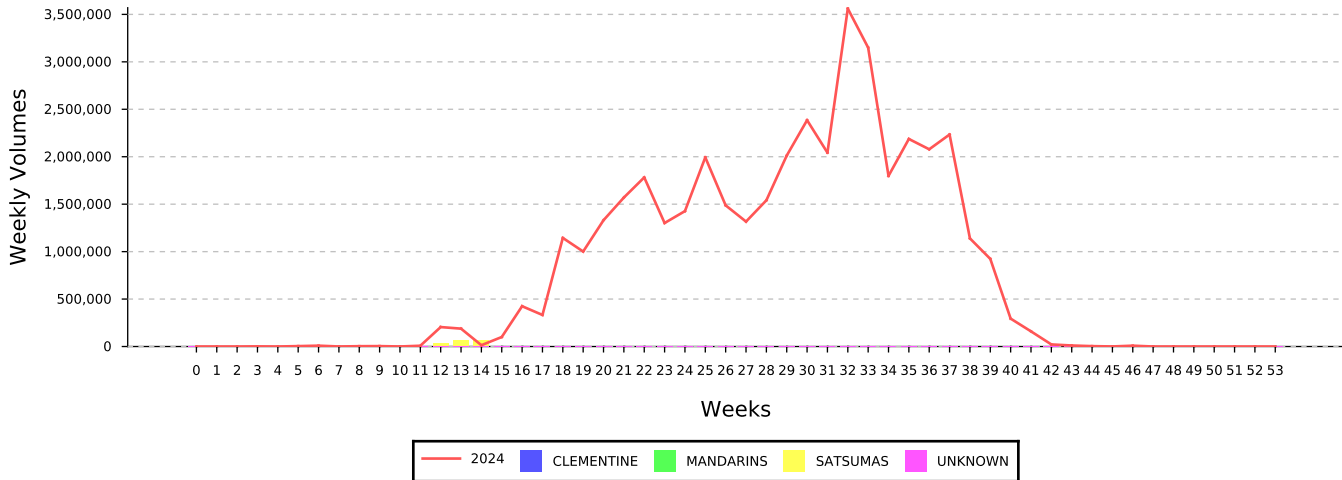
**Indemnity:**  
Agri-hub shall take all reasonable precautions to ensure that any information and data provided by Agri-hub from its information sources are correct. Neither Agri-hub nor any of its directors, employees or information sources take any responsibility for action or losses that might occur as a result of the

Historical week's export figures for the previous season (2024)

		Africa and Islands	Asia	Canada	China	Europe	Middle East	North-America	Other	Russian Federation	South East Asia	United Kingdom	United States	Total Region Desc
Week 14	PIGMENTED	676	1,352	9,965	28,382	68,189	10,872	0	0	0	8,113	1,269	0	128,818
	UNKNOWN	0	0	0	0	0	0	0	0	0	0	0	0	0
	WHITE	0	0	0	0	1,352	0	0	0	0	0	0	0	1,352
	Total Variety Group	676	1,352	9,965	28,382	69,542	10,872	0	0	0	8,113	1,269	0	130,171
Week 15	PIGMENTED	1,912	3,880	8,910	90,122	138,427	5,255	0	0	18,111	29,168	12,728	0	308,513
	UNKNOWN	0	0	0	0	0	0	0	0	0	0	0	0	0
	WHITE	0	1,264	0	63	12,022	0	0	0	0	0	316	0	13,665
	Total Variety Group	1,912	5,144	8,910	90,185	150,449	5,255	0	0	18,111	29,168	13,044	0	322,178
Week 16	PIGMENTED	3,250	20,501	8,014	137,458	89,170	21,955	0	0	51,944	50,175	4,951	0	387,418
	UNKNOWN	0	0	0	0	0	0	0	0	0	0	0	0	0
	WHITE	0	2,528	0	0	1,565	0	0	0	0	0	0	0	4,093
	Total Variety Group	3,250	23,029	8,014	137,458	90,735	21,955	0	0	51,944	50,175	4,951	0	391,511
Total week		5,839	29,526	26,888	256,025	310,725	38,081	0	0	70,055	87,456	19,264	0	843,860

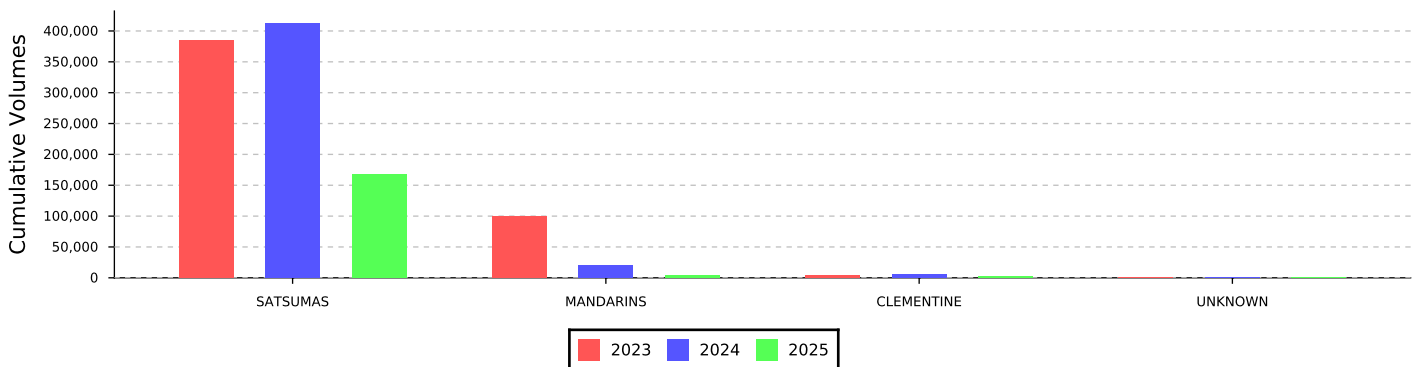
## SOFT CITRUS (15.00 kg Cartons )

Selected SOFT CITRUS Varieties Exported



	Weekly volumes - Week 14								Cumulative volumes - YTD - week 14								
Region	2024 Air	2024 Ship	2024 Total	2025 Air	2025 Ship	2025 Total	Diff	%Diff	2024 Air	2024 Ship	2024 Total	2025 Air	2025 Ship	2025 Total	Diff	%Diff	Dist
Africa and Islands	0	0	0	0	0	0	0		0	15,961	15,961	0	0	0	-15,961	-100%	0 %
Asia	0	0	0	0	0	0	0		0	0	0	0	0	0	0		0 %
Canada	0	12,303	12,303	0	0	0	-12,303	-100%	0	16,712	16,712	0	2,860	2,860	-13,852	-83%	2 %
China	0	0	0	0	0	0	0		0	0	0	0	0	0	0		0 %
Europe	0	1,487	1,487	0	25,179	25,179	23,692	1594	0	138,889	138,889	0	48,249	48,249	-90,640	-65%	28 %
Middle East	0	0	0	0	0	0	0		0	400	400	0	0	0	-400	-100%	0 %
North-America	0	0	0	0	0	0	0		0	0	0	0	0	0	0		0 %
Other	0	0	0	0	0	0	0		0	1,487	1,487	0	0	0	-1,487	-100%	0 %
Russian Federation	0	0	0	0	21,438	21,438	21,438	%	0	143,987	143,987	0	82,712	82,712	-61,275	-43%	48 %
South East Asia	0	0	0	0	0	0	0		0	0	0	0	0	0	0		0 %
United Kingdom	0	0	0	0	20,636	20,636	20,636	%	0	120,743	120,743	0	40,282	40,282	-80,461	-67%	23 %
United States	0	0	0	0	0	0	0		0	0	0	0	0	0	0		0 %
Total	0	13,790	13,790	0	67,253	67,253	53,464	388%	0	438,178	438,178	0	174,103	174,103	-264,075	-60%	

Major Cultivars Currently Exported



Cumulative volumes - YTD	Africa and Islands	Asia	Canada	China	Europe	Middle East	North-America	Other	Russian Federation	South East Asia	United Kingdom	United States	Total
CLEMENTINE	0	0	0	0	0	0	0	0	1,887	0	0	0	1,887
MANDARINS	0	0	0	0	0	0	0	0	3,350	0	1,373	0	4,723
SATSUMAS	0	0	2,860	0	48,249	0	0	0	77,475	0	38,909	0	167,493
UNKNOWN	0	0	0	0	0	0	0	0	0	0	0	0	0

**Indemnity:**  
Agri-hub shall take all reasonable precautions to ensure that any information and data provided by Agri-hub from its information sources are correct. Neither Agri-hub nor any of its directors, employees or information sources take any responsibility for action or losses that might occur as a result of the

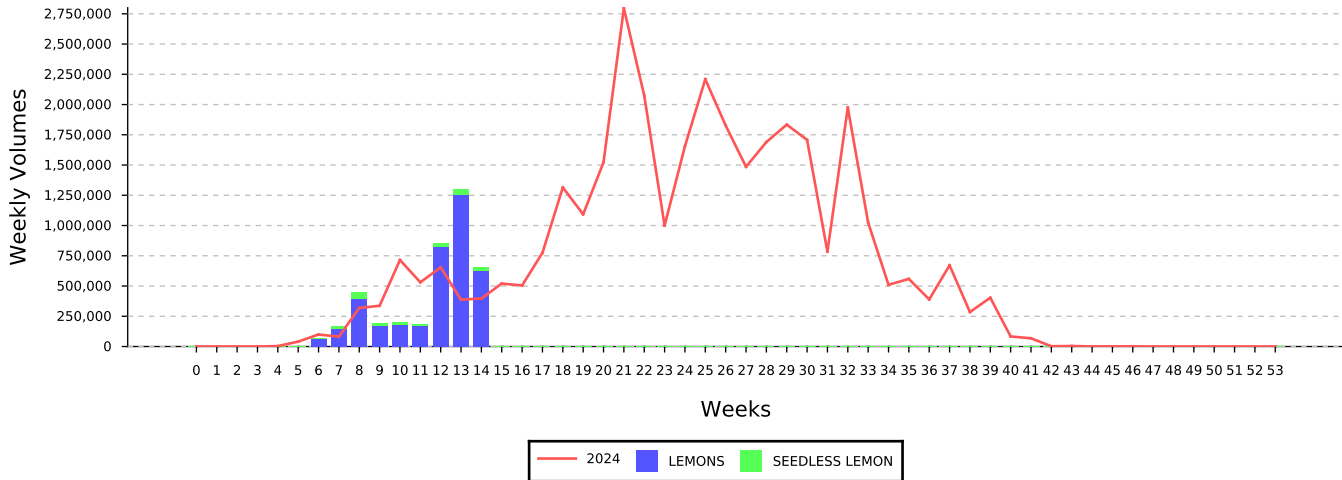
Cumulative volumes - YTD	Africa and Islands	Asia	Canada	China	Europe	Middle East	North-America	Other	Russian Federation	South East Asia	United Kingdom	United States	Total
Total	0	0	2,860	0	48,249	0	0	0	82,712	0	40,282	0	174,103

### Historical week's export figures for the previous season (2024)

		Africa and Islands	Asia	Canada	China	Europe	Middle East	North-America	Other	Russian Federation	South East Asia	United Kingdom	United States	Total Region Desc
Week 14	CLEMENTINE	0	0	793	0	0	0	0	0	0	0	0	0	793
	MANDARINS	0	0	0	0	0	0	0	0	0	0	0	0	0
	SATSUMAS	0	0	11,510	0	1,487	0	0	0	0	0	0	0	12,996
	UNKNOWN	0	0	0	0	0	0	0	0	0	0	0	0	0
	Total Variety Group	0	0	12,303	0	1,487	0	0	0	0	0	0	0	13,790
Week 15	CLEMENTINE	0	0	0	0	0	223	0	0	0	0	0	0	223
	MANDARINS	0	0	1,373	2,973	223	3,027	0	0	8,113	2,973	0	0	18,682
	SATSUMAS	0	0	0	0	27,253	14,810	0	0	8,679	0	30,566	0	81,307
	UNKNOWN	0	0	0	0	0	0	0	0	0	0	0	0	0
	Total Variety Group	0	0	1,373	2,973	27,476	18,060	0	0	16,792	2,973	30,566	0	100,212
Week 16	CLEMENTINE	3,100	0	36,050	0	1,012	0	0	0	412	0	1,373	1,430	43,376
	MANDARINS	0	0	2,910	1,487	1,487	3,115	0	0	26,288	1,556	1,501	0	38,344
	SATSUMAS	25,843	0	39,087	0	86,620	0	0	0	128,750	0	62,645	0	342,945
	UNKNOWN	0	0	0	0	0	0	0	0	0	0	0	0	0
	Total Variety Group	28,943	0	78,047	1,487	89,119	3,115	0	0	155,450	1,556	65,519	1,430	424,665
Total week		28,943	0	91,722	4,460	118,081	21,175	0	0	172,242	4,529	96,085	1,430	538,667

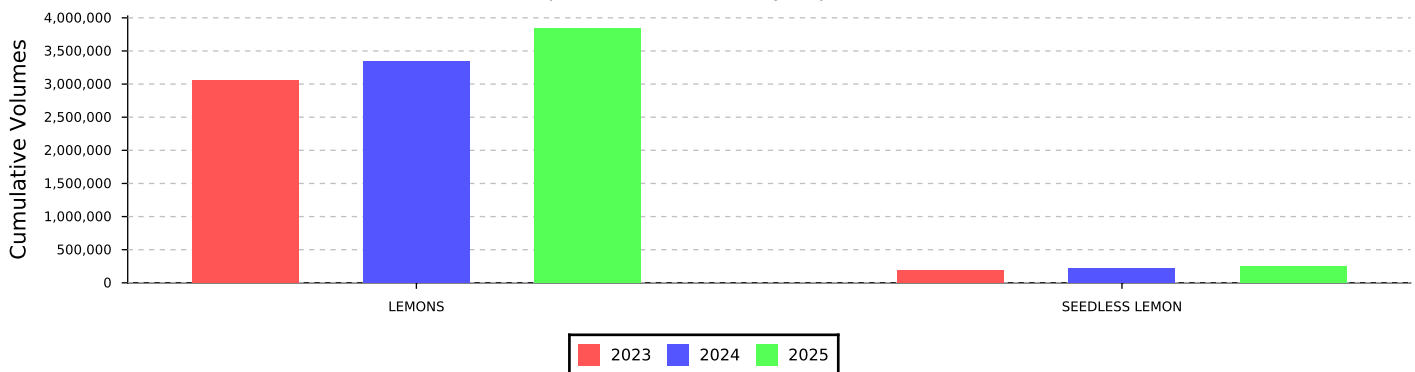
## LEMONS (15.00 kg Cartons )

Selected LEMONS Varieties Exported



	Weekly volumes - Week 14								Cumulative volumes - YTD - week 14								
Region	2024 Air	2024 Ship	2024 Total	2025 Air	2025 Ship	2025 Total	Diff	%Diff	2024 Air	2024 Ship	2024 Total	2025 Air	2025 Ship	2025 Total	Diff	%Diff	Dist
Africa and Islands	0	7,253	7,253	0	1,671	1,671	-5,582	-77%	0	79,375	79,375	0	42,881	42,881	-36,494	-46%	1 %
Asia	0	0	0	0	0	0	0		0	2,059	2,059	0	4,847	4,847	2,788	135%	0 %
Canada	0	55,363	55,363	0	12,363	12,363	-43,000	-78%	0	344,092	344,092	0	270,720	270,720	-73,372	-21%	7 %
China	0	0	0	0	3,325	3,325	3,325	%	0	0	0	0	3,325	3,325	3,325	%	0 %
Europe	0	11,751	11,751	0	17,550	17,550	5,799	49%	0	40,351	40,351	0	215,327	215,327	174,975	434%	5 %
Middle East	0	278,644	278,644	0	482,938	482,938	204,293	73%	0	2,159,581	2,159,581	0	2,447,258	2,447,258	287,677	13%	60 %
North-America	0	0	0	0	0	0	0		0	0	0	0	0	0	0		0 %
Other	0	0	0	0	0	0	0		0	27,464	27,464	0	0	0	-27,464	-100%	0 %
Russian Federation	0	6,986	6,986	0	26,702	26,702	19,716	282%	0	303,429	303,429	0	434,978	434,978	131,550	43%	11 %
South East Asia	0	23,612	23,612	0	97,083	97,083	73,471	311%	0	491,794	491,794	0	457,480	457,480	-34,313	-7%	11 %
United Kingdom	0	13,257	13,257	0	15,385	15,385	2,128	16%	0	116,845	116,845	0	172,394	172,394	55,549	48%	4 %
United States	0	0	0	0	0	0	0		0	0	0	0	28,831	28,831	28,831	%	1 %
Total	0	396,866	396,866	0	657,016	657,016	260,150	66%	0	3,564,990	3,564,990	0	4,078,041	4,078,041	513,051	14%	

Major Cultivars Currently Exported



Cumulative volumes - YTD	Africa and Islands	Asia	Canada	China	Europe	Middle East	North-America	Other	Russian Federation	South East Asia	United Kingdom	United States	Total
LEMONS	19,633	4,847	230,166	3,325	197,581	2,312,704	0	0	420,844	455,961	160,839	28,831	3,834,733
LEMONS SEEDLESS	23,248	0	40,554	0	17,746	134,554	0	0	14,134	1,519	11,554	0	243,309
<b>Total</b>	<b>42,881</b>	<b>4,847</b>	<b>270,720</b>	<b>3,325</b>	<b>215,327</b>	<b>2,447,258</b>	<b>0</b>	<b>0</b>	<b>434,978</b>	<b>457,480</b>	<b>172,394</b>	<b>28,831</b>	<b>4,078,041</b>

**Indemnity:**  
 Agri-hub shall take all reasonable precautions to ensure that any information and data provided by Agri-hub from its information sources are correct. Neither Agri-hub nor any of its directors, employees or information sources take any responsibility for action or losses that might occur as a result of the

Historical week's export figures for the previous season (2024)

		Africa and Islands	Asia	Canada	China	Europe	Middle East	North-America	Other	Russian Federation	South East Asia	United Kingdom	United States	Total Region Desc
Week 14	LEMONS	6,776	0	50,379	0	11,751	276,897	0	0	6,735	23,612	13,257	0	389,406
	LEMONS SEEDLESS	477	0	4,984	0	0	1,747	0	0	251	0	0	0	7,459
	Total Variety Group	7,253	0	55,363	0	11,751	278,644	0	0	6,986	23,612	13,257	0	396,866
Week 15	LEMONS	22,966	0	19,130	0	15,221	256,643	0	0	90,280	56,339	45,375	3,080	509,033
	LEMONS SEEDLESS	609	0	2,716	0	1,972	1,241	0	0	0	334	4,320	0	11,193
	Total Variety Group	23,575	0	21,846	0	17,193	257,884	0	0	90,280	56,673	49,695	3,080	520,225
Week 16	LEMONS	13,549	418	86,380	0	22,131	221,418	0	0	85,274	34,480	29,606	0	493,257
	LEMONS SEEDLESS	799	0	3,511	0	1,929	2,194	0	0	293	0	2,975	0	11,702
	Total Variety Group	14,348	418	89,892	0	24,061	223,612	0	0	85,567	34,480	32,581	0	504,959
Total week		45,177	418	167,100	0	53,005	760,140	0	0	182,832	114,765	95,532	3,080	1,422,050

## Glossary of Key Terms

### Actual Cartons (ActCtn)

- Number of cartons that are on a pallet as provided by data source. (The number cartons can differ depending on the pack type code e.g. J60B has 2 cartons, and A15C has 80 cartons)

### Country of Origin

- Reports are based on South African exports only. The country of origin code in the data source is ZA.

### Equivalent Cartons (EqvCtns)

- The net mass provided by the data source, divided by the standard mass as per commodity.
- Nett mass is validated to be within certain tolerance based on pack type codes. e.g. Grapes standard mass is 4.5 kg where the Oranges are 15kg and Grapefruit is at 17kg

### Pallet Quantity (Plt\_Qty)

- The Pallet Quantity provided by data source. No distinction is made between pallet types

### Port Of Loading (POL)

- Port of Loading

### Shipped Date

- Shipped date is the sail date from the Port of Loading for the vessel.
- Pomefruit & Stonefruit - Shipped Date / Export Week is the date of the last South African port of loading
- ( Initially the shipped date is received from the data source.  
The vessel sail date is updated according to Marine traffic and Transnet to use the actual shipped dates )

### Shipped\_week

- The week of the year, starting on a Monday, derived from the shipped date.
- Pome and Stone fruit use Shipped\_week\_za in this field.

### Shipped\_week\_pol

- The week of the year, starting on a Monday, derived from the shipped date when the vessel left the port.

### Shipped\_week\_za

- The week of the year, starting on a Monday, derived from the shipped date when the vessel left the last South African POL. (NOT the port the container was loaded in)

## Glossary of Key Terms

### Year To Date (YTD)

- Year To Date (YTD) Data for the current season. The season dates are managed on commodity level.