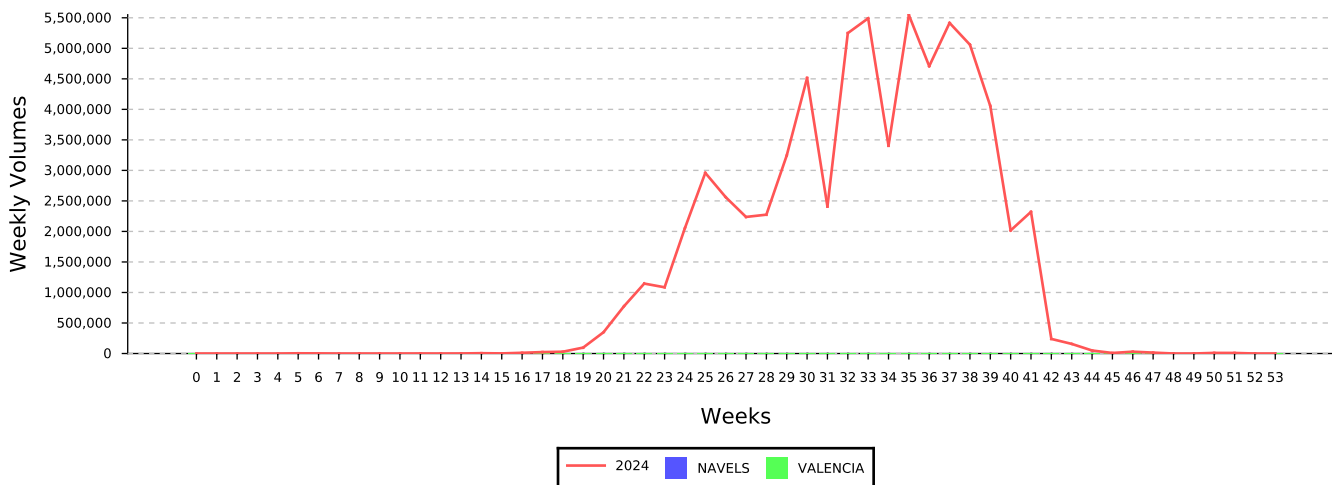


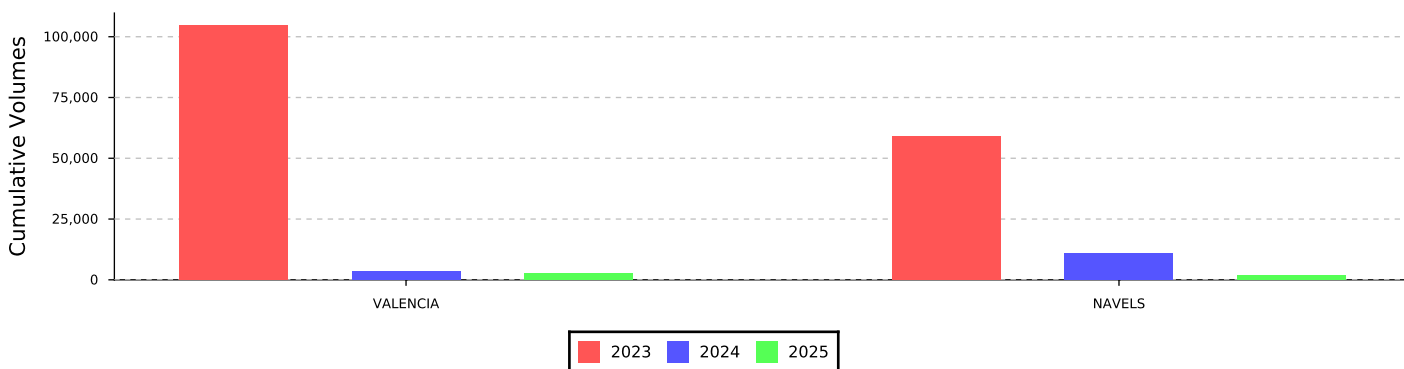
## ORANGES (15.00 kg Cartons )

Selected ORANGES Varieties Exported



Region	Weekly volumes - Week 15									Cumulative volumes - YTD - week 15								
	2024 Air	2024 Ship	2024 Total	2025 Air	2025 Ship	2025 Total	Diff	%Diff		2024 Air	2024 Ship	2024 Total	2025 Air	2025 Ship	2025 Total	Diff	%Diff	Dist
Africa and Islands	0	0	0	0	0	0	0			0	832	832	0	1,914	1,914	1,082	130%	45 %
Asia	0	0	0	0	0	0	0			0	0	0	0	0	0	0		0 %
Canada	0	1,595	1,595	0	0	0	-1,595	-100%		0	6,714	6,714	0	0	0	-6,714	-100%	0 %
China	0	0	0	0	0	0	0			0	0	0	0	0	0	0		0 %
Europe	0	0	0	0	0	0	0			0	6,604	6,604	0	684	684	-5,920	-90%	16 %
Middle East	0	0	0	0	0	0	0			0	0	0	0	1,646	1,646	1,646	%	39 %
North-America	0	0	0	0	0	0	0			0	0	0	0	0	0	0		0 %
Other	0	0	0	0	0	0	0			0	0	0	0	0	0	0		0 %
Russian Federation	0	0	0	0	0	0	0			0	0	0	0	0	0	0		0 %
South East Asia	0	0	0	0	0	0	0			0	0	0	0	0	0	0		0 %
United Kingdom	0	0	0	0	0	0	0			0	0	0	0	0	0	0		0 %
United States	0	0	0	0	0	0	0			0	0	0	0	0	0	0		0 %
<b>Total</b>	<b>0</b>	<b>1,595</b>	<b>1,595</b>	<b>0</b>	<b>0</b>	<b>0</b>	<b>-1,595</b>	<b>-100%</b>		<b>0</b>	<b>14,150</b>	<b>14,150</b>	<b>0</b>	<b>4,244</b>	<b>4,244</b>	<b>-9,906</b>	<b>-70%</b>	

Major Cultivars Currently Exported



Cumulative volumes - YTD	Africa and Islands	Asia	Canada	China	Europe	Middle East	North-America	Other	Russian Federation	South East Asia	United Kingdom	United States	Total
LATE NAVAL	0	0	0	0	0	0	0	0	0	0	0	0	0
NAVELS	1,664	0	0	0	0	0	0	0	0	0	0	0	1,664
RED NAVAL	0	0	0	0	0	0	0	0	0	0	0	0	0
UNKNOWN	0	0	0	0	0	0	0	0	0	0	0	0	0

**Indemnity:**  
Agri-hub shall take all reasonable precautions to ensure that any information and data provided by Agri-hub from its information sources are correct. Neither Agri-hub nor any of its directors, employees or information sources take any responsibility for action or losses that might occur as a result of the

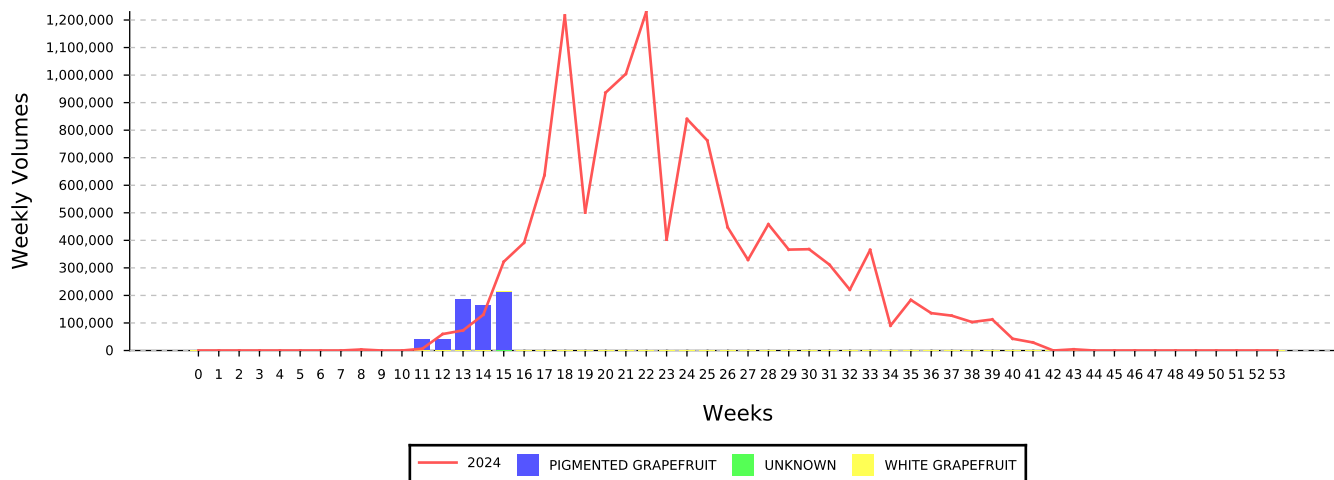
Cumulative volumes - YTD	Africa and Islands	Asia	Canada	China	Europe	Middle East	North-America	Other	Russian Federation	South East Asia	United Kingdom	United States	Total
VALENCIA	250	0	0	0	684	1,646	0	0	0	0	0	0	2,580
Total	1,914	0	0	0	684	1,646	0	0	0	0	0	0	4,244

Historical week's export figures for the previous season (2024)

		Africa and Islands	Asia	Canada	China	Europe	Middle East	North-America	Other	Russian Federation	South East Asia	United Kingdom	United States	Total Region Desc
Week 15	LATE NAVEL	0	0	0	0	0	0	0	0	0	0	0	0	0
	NAVELS	0	0	1,595	0	0	0	0	0	0	0	0	0	1,595
	RED NAVEL	0	0	0	0	0	0	0	0	0	0	0	0	0
	UNKNOWN	0	0	0	0	0	0	0	0	0	0	0	0	0
	VALENCIA	0	0	0	0	0	0	0	0	0	0	0	0	0
	Total Variety Group	0	0	1,595	0	0	0	0	0	0	0	0	0	1,595
Week 16	LATE NAVEL	0	0	0	0	0	0	0	0	0	0	0	0	0
	NAVELS	0	0	9,199	0	0	2,413	0	0	0	0	0	0	11,612
	RED NAVEL	0	0	0	0	0	0	0	0	0	0	0	0	0
	UNKNOWN	0	0	0	0	0	0	0	0	0	0	0	0	0
	VALENCIA	0	0	0	0	0	0	0	0	0	0	0	0	0
	Total Variety Group	0	0	9,199	0	0	2,413	0	0	0	0	0	0	11,612
Week 17	LATE NAVEL	0	0	0	0	0	0	0	0	0	0	0	0	0
	NAVELS	291	0	250	0	14,005	9,235	0	0	0	0	0	0	23,781
	RED NAVEL	0	0	0	0	0	0	0	0	0	0	0	0	0
	UNKNOWN	0	0	0	0	0	0	0	0	0	0	0	0	0
	VALENCIA	0	0	0	0	0	0	0	0	0	0	0	0	0
	Total Variety Group	291	0	250	0	14,005	9,235	0	0	0	0	0	0	23,781
Total week		291	0	11,043	0	14,005	11,648	0	0	0	0	0	0	36,987

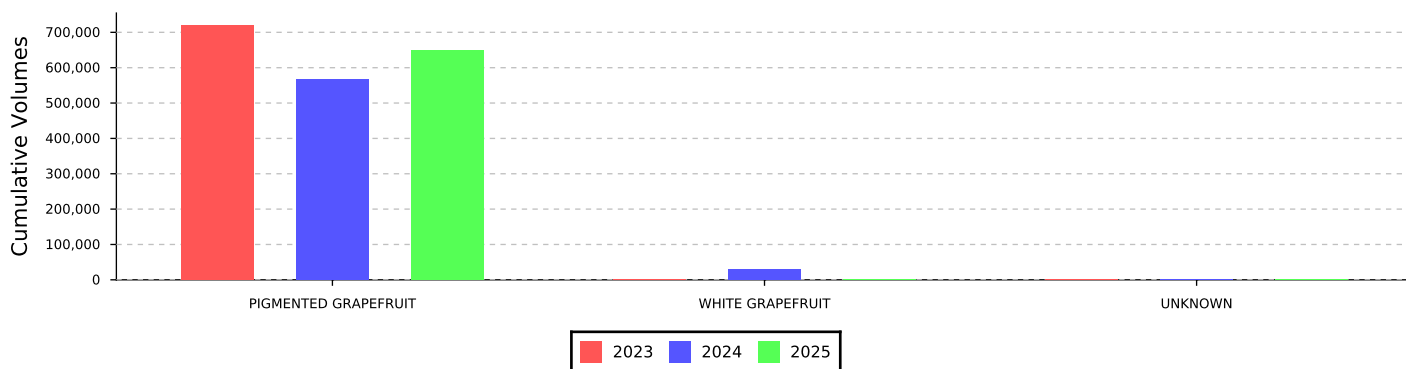
## GRAPEFRUIT (17.00 kg Cartons )

Selected GRAPEFRUIT Varieties Exported



	Weekly volumes - Week 15								Cumulative volumes - YTD - week 15								
Region	2024 Air	2024 Ship	2024 Total	2025 Air	2025 Ship	2025 Total	Diff	%Diff	2024 Air	2024 Ship	2024 Total	2025 Air	2025 Ship	2025 Total	Diff	%Diff	Dist
Africa and Islands	0	1,269	1,269	0	0	0	-1,269	-100%	0	3,941	3,941	0	2,858	2,858	-1,082	-27%	0 %
Asia	0	5,144	5,144	0	10,467	10,467	5,323	103%	0	8,224	8,224	0	20,245	20,245	12,021	146%	3 %
Canada	0	8,910	8,910	0	9,261	9,261	352	4%	0	23,995	23,995	0	12,985	12,985	-11,010	-46%	2 %
China	0	90,185	90,185	0	59,228	59,228	-30,958	-34%	0	137,808	137,808	0	110,017	110,017	-27,792	-20%	17 %
Europe	0	150,449	150,449	0	98,622	98,622	-51,827	-34%	0	319,547	319,547	0	358,507	358,507	38,960	12%	55 %
Middle East	0	5,255	5,255	0	20,101	20,101	14,847	283%	0	16,126	16,126	0	42,087	42,087	25,960	161%	6 %
North-America	0	0	0	0	0	0	0		0	0	0	0	0	0	0		0 %
Other	0	0	0	0	0	0	0		0	0	0	0	0	0	0		0 %
Russian Federation	0	18,111	18,111	0	2,665	2,665	-15,446	-85%	0	22,912	22,912	0	70,303	70,303	47,391	207%	11 %
South East Asia	0	29,168	29,168	0	15,208	15,208	-13,961	-48%	0	42,560	42,560	0	22,455	22,455	-20,105	-47%	3 %
United Kingdom	0	13,044	13,044	0	0	0	-13,044	-100%	0	20,343	20,343	0	10,180	10,180	-10,163	-50%	2 %
United States	0	0	0	0	0	0	0		0	0	0	0	0	0	0		0 %
Total	0	321,535	321,535	0	215,552	215,552	-105,983	-33%	0	595,457	595,457	0	649,638	649,638	54,181	9%	

Major Cultivars Currently Exported



Cumulative volumes - YTD	Africa and Islands	Asia	Canada	China	Europe	Middle East	North-America	Other	Russian Federation	South East Asia	United Kingdom	United States	Total
PIGMENTED	2,858	20,245	12,985	110,017	358,380	42,087	0	0	70,303	22,455	10,180	0	649,511
UNKNOWN	0	0	0	0	0	0	0	0	0	0	0	0	0
WHITE	0	0	0	0	127	0	0	0	0	0	0	0	127
<b>Total</b>	<b>2,858</b>	<b>20,245</b>	<b>12,985</b>	<b>110,017</b>	<b>358,507</b>	<b>42,087</b>	<b>0</b>	<b>0</b>	<b>70,303</b>	<b>22,455</b>	<b>10,180</b>	<b>0</b>	<b>649,638</b>

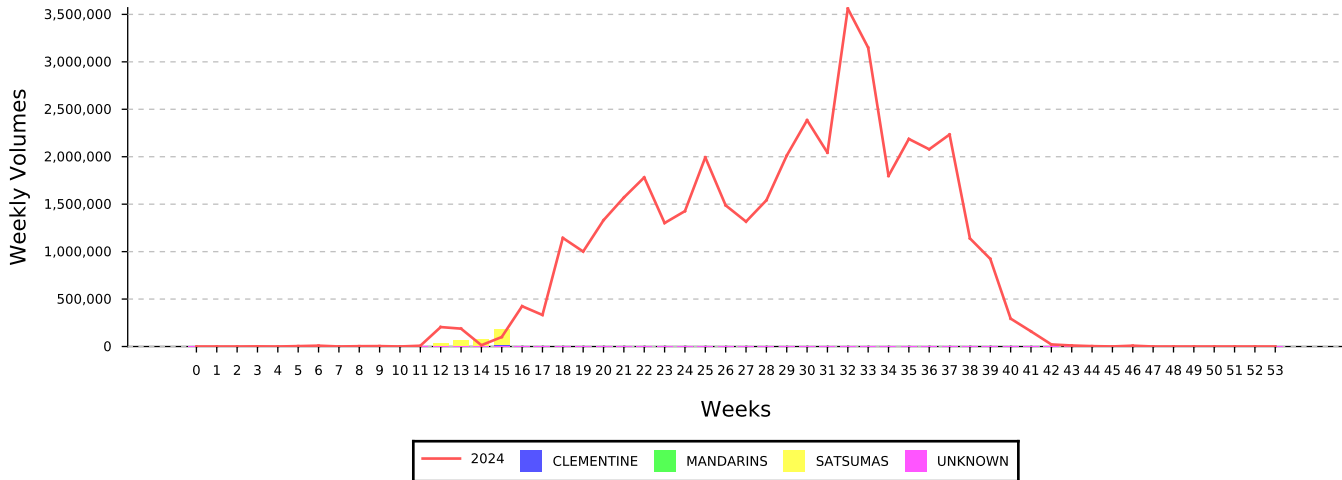
**Indemnity:**  
Agri-hub shall take all reasonable precautions to ensure that any information and data provided by Agri-hub from its information sources are correct. Neither Agri-hub nor any of its directors, employees or information sources take any responsibility for action or losses that might occur as a result of the

Historical week's export figures for the previous season (2024)

		Africa and Islands	Asia	Canada	China	Europe	Middle East	North-America	Other	Russian Federation	South East Asia	United Kingdom	United States	Total Region Desc
Week 15	PIGMENTED	1,912	3,880	8,910	90,122	138,427	5,255	0	0	18,111	29,168	12,728	0	308,513
	UNKNOWN	0	0	0	0	0	0	0	0	0	0	0	0	0
	WHITE	0	1,264	0	63	12,022	0	0	0	0	0	316	0	13,665
	Total Variety Group	1,912	5,144	8,910	90,185	150,449	5,255	0	0	18,111	29,168	13,044	0	322,178
Week 16	PIGMENTED	3,250	20,501	8,014	137,458	89,170	21,955	0	0	51,944	50,175	4,951	0	387,418
	UNKNOWN	0	0	0	0	0	0	0	0	0	0	0	0	0
	WHITE	0	2,528	0	0	1,565	0	0	0	0	0	0	0	4,093
	Total Variety Group	3,250	23,029	8,014	137,458	90,735	21,955	0	0	51,944	50,175	4,951	0	391,511
Week 17	PIGMENTED	11,575	225,602	9,617	62,438	140,501	39,531	0	0	80,591	20,971	9,552	0	600,377
	UNKNOWN	0	0	0	0	0	0	0	0	0	0	0	0	0
	WHITE	0	32,941	0	0	1,131	1,164	0	0	0	0	960	0	36,196
	Total Variety Group	11,575	258,542	9,617	62,438	141,632	40,695	0	0	80,591	20,971	10,512	0	636,573
Total week		16,738	286,716	26,540	290,081	382,815	67,905	0	0	150,646	100,314	28,507	0	1,350,262

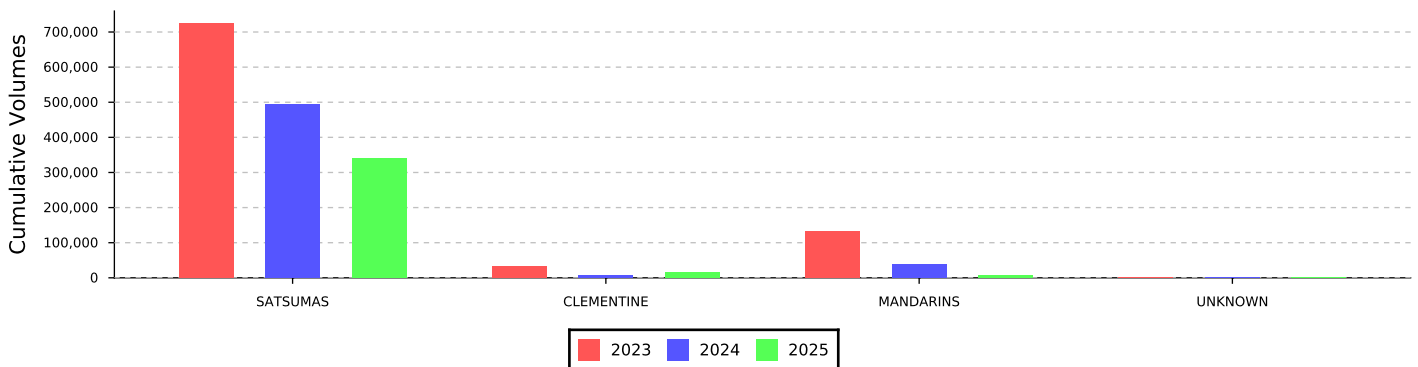
## SOFT CITRUS (15.00 kg Cartons )

Selected SOFT CITRUS Varieties Exported



	Weekly volumes - Week 15								Cumulative volumes - YTD - week 15								
Region	2024 Air	2024 Ship	2024 Total	2025 Air	2025 Ship	2025 Total	Diff	%Diff	2024 Air	2024 Ship	2024 Total	2025 Air	2025 Ship	2025 Total	Diff	%Diff	Dist
Africa and Islands	0	0	0	0	0	0	0		0	15,961	15,961	0	0	0	-15,961	-100%	0 %
Asia	0	0	0	0	0	0	0		0	0	0	0	0	0	0		0 %
Canada	0	1,373	1,373	0	43,636	43,636	42,263	3079	0	18,085	18,085	0	46,496	46,496	28,411	157%	13 %
China	0	2,973	2,973	0	0	0	-2,973	-100%	0	2,973	2,973	0	0	0	-2,973	-100%	0 %
Europe	0	27,476	27,476	0	79,500	79,500	52,024	189%	0	166,364	166,364	0	130,608	130,608	-35,757	-21%	36 %
Middle East	0	18,060	18,060	0	0	0	-18,060	-100%	0	18,460	18,460	0	0	0	-18,460	-100%	0 %
North-America	0	0	0	0	0	0	0		0	0	0	0	0	0	0		0 %
Other	0	0	0	0	0	0	0		0	1,487	1,487	0	0	0	-1,487	-100%	0 %
Russian Federation	0	16,792	16,792	0	0	0	-16,792	-100%	0	160,779	160,779	0	82,838	82,838	-77,941	-48%	23 %
South East Asia	0	2,973	2,973	0	0	0	-2,973	-100%	0	2,973	2,973	0	0	0	-2,973	-100%	0 %
United Kingdom	0	30,566	30,566	0	62,751	62,751	32,185	105%	0	151,309	151,309	0	105,833	105,833	-45,475	-30%	29 %
United States	0	0	0	0	0	0	0		0	0	0	0	0	0	0		0 %
Total	0	100,212	100,212	0	185,886	185,886	85,674	85%	0	538,390	538,390	0	365,775	365,775	-172,616	-32%	

Major Cultivars Currently Exported



Cumulative volumes - YTD	Africa and Islands	Asia	Canada	China	Europe	Middle East	North-America	Other	Russian Federation	South East Asia	United Kingdom	United States	Total
CLEMENTINE	0	0	5,171	0	1,799	0	0	0	1,887	0	7,243	0	16,100
MANDARINS	0	0	2,016	0	1,412	0	0	0	3,350	0	1,373	0	8,151
SATSUMAS	0	0	39,309	0	127,396	0	0	0	77,601	0	97,217	0	341,524
UNKNOWN	0	0	0	0	0	0	0	0	0	0	0	0	0

**Indemnity:**  
Agri-hub shall take all reasonable precautions to ensure that any information and data provided by Agri-hub from its information sources are correct. Neither Agri-hub nor any of its directors, employees or information sources take any responsibility for action or losses that might occur as a result of the

Cumulative volumes - YTD	Africa and Islands	Asia	Canada	China	Europe	Middle East	North-America	Other	Russian Federation	South East Asia	United Kingdom	United States	Total
Total	0	0	46,496	0	130,608	0	0	0	82,838	0	105,833	0	365,775

### Historical week's export figures for the previous season (2024)

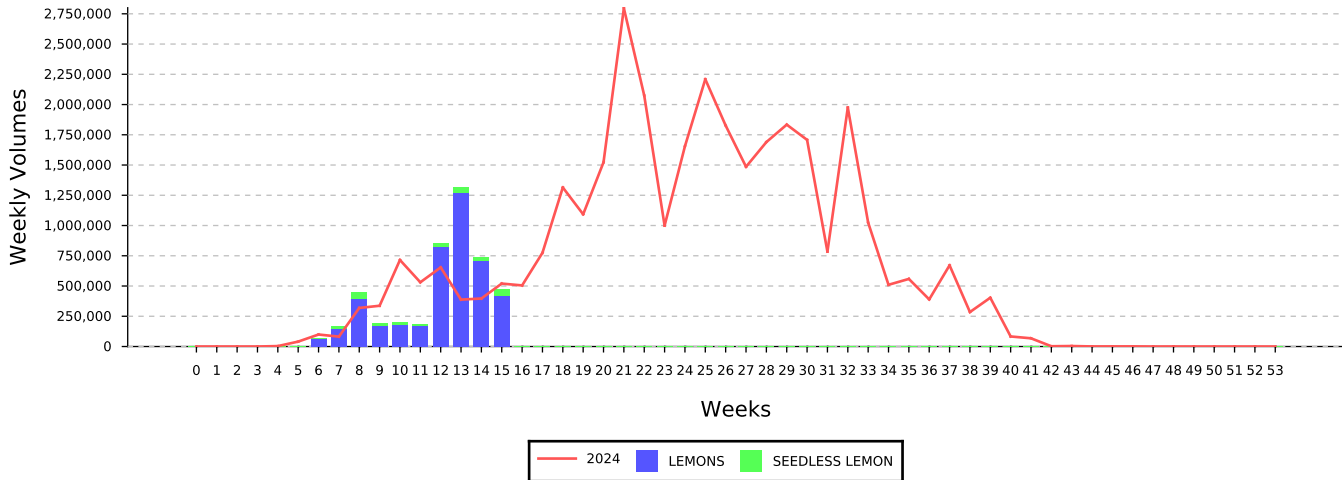
		Africa and Islands	Asia	Canada	China	Europe	Middle East	North-America	Other	Russian Federation	South East Asia	United Kingdom	United States	Total Region Desc
Week 15	CLEMENTINE	0	0	0	0	0	223	0	0	0	0	0	0	223
	MANDARINS	0	0	1,373	2,973	223	3,027	0	0	8,113	2,973	0	0	18,682
	SATSUMAS	0	0	0	0	27,253	14,810	0	0	8,679	0	30,566	0	81,307
	UNKNOWN	0	0	0	0	0	0	0	0	0	0	0	0	0
	Total Variety Group	0	0	1,373	2,973	27,476	18,060	0	0	16,792	2,973	30,566	0	100,212
Week 16	CLEMENTINE	3,100	0	36,050	0	1,012	0	0	0	412	0	1,373	1,430	43,376
	MANDARINS	0	0	2,910	1,487	1,487	3,115	0	0	26,288	1,556	1,501	0	38,344
	SATSUMAS	25,843	0	39,087	0	86,620	0	0	0	128,750	0	62,645	0	342,945
	UNKNOWN	0	0	0	0	0	0	0	0	0	0	0	0	0
	Total Variety Group	28,943	0	78,047	1,487	89,119	3,115	0	0	155,450	1,556	65,519	1,430	424,665
Week 17	CLEMENTINE	1,887	0	0	0	55,852	2,485	0	0	11,950	0	31,772	0	103,946
	MANDARINS	6,046	1,487	0	4,460	33,212	29,666	0	0	11,332	0	21,492	0	107,694
	SATSUMAS	2,769	0	0	0	1,318	17,992	0	0	97,262	0	1,614	0	120,956
	UNKNOWN	0	0	0	0	0	0	0	0	0	0	0	0	0
	Total Variety Group	10,702	1,487	0	4,460	90,383	50,143	0	0	120,544	0	54,877	0	332,596
Total week		39,645	1,487	79,419	8,919	206,978	71,318	0	0	292,786	4,529	150,962	1,430	857,473

#### Indemnity:

Agri-hub shall take all reasonable precautions to ensure that any information and data provided by Agri-hub from its information sources are correct. Neither Agri-hub nor any of its directors, employees or information sources take any responsibility for action or losses that might occur as a result of the

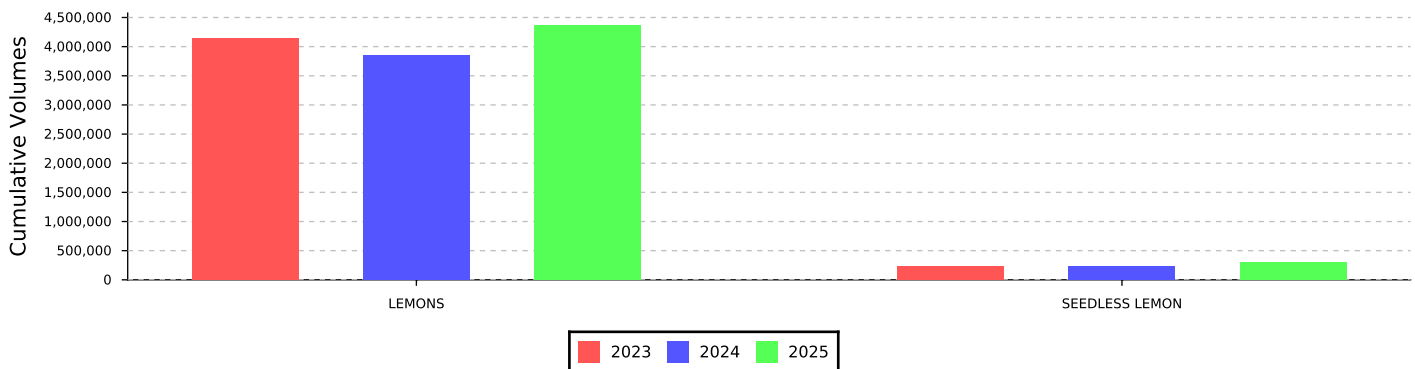
## LEMONS (15.00 kg Cartons )

Selected LEMONS Varieties Exported



	Weekly volumes - Week 15								Cumulative volumes - YTD - week 15								
Region	2024 Air	2024 Ship	2024 Total	2025 Air	2025 Ship	2025 Total	Diff	%Diff	2024 Air	2024 Ship	2024 Total	2025 Air	2025 Ship	2025 Total	Diff	%Diff	Dist
Africa and Islands	0	3,998	3,998	0	1,671	1,671	-2,326	-58%	0	102,950	102,950	0	44,720	44,720	-58,230	-57%	1 %
Asia	0	0	0	0	0	0	0		0	2,059	2,059	0	4,847	4,847	2,788	135%	0 %
Canada	0	21,846	21,846	0	41,182	41,182	19,336	89%	0	365,938	365,938	0	340,733	340,733	-25,205	-7%	7 %
China	0	0	0	0	3,343	3,343	3,343	%	0	0	0	0	6,668	6,668	6,668	%	0 %
Europe	0	17,193	17,193	0	82,282	82,282	65,089	379%	0	57,544	57,544	0	332,375	332,375	274,830	478%	7 %
Middle East	0	257,884	257,884	0	276,664	276,664	18,780	7%	0	2,417,465	2,417,465	0	2,791,476	2,791,476	374,011	15%	60 %
North-America	0	0	0	0	0	0	0		0	0	0	0	0	0	0		0 %
Other	0	0	0	0	0	0	0		0	27,464	27,464	0	0	0	-27,464	-100%	0 %
Russian Federation	0	90,280	90,280	0	3,343	3,343	-86,937	-96%	0	393,709	393,709	0	438,321	438,321	44,612	11%	9 %
South East Asia	0	56,673	56,673	0	49,152	49,152	-7,522	-13%	0	548,467	548,467	0	506,632	506,632	-41,835	-8%	11 %
United Kingdom	0	49,695	49,695	0	13,068	13,068	-36,627	-74%	0	166,539	166,539	0	185,670	185,670	19,131	11%	4 %
United States	0	3,080	3,080	0	0	0	-3,080	-100%	0	3,080	3,080	0	0	0	-3,080	-100%	0 %
Total	0	500,648	500,648	0	470,704	470,704	-29,944	-6%	0	4,085,215	4,085,215	0	4,651,442	4,651,442	566,227	14%	

Major Cultivars Currently Exported



Cumulative volumes - YTD	Africa and Islands	Asia	Canada	China	Europe	Middle East	North-America	Other	Russian Federation	South East Asia	United Kingdom	United States	Total
LEMONS	21,305	4,847	290,585	6,668	289,558	2,641,365	0	0	424,187	505,113	174,116	0	4,357,744
LEMONS SEEDLESS	23,415	0	50,148	0	42,817	150,111	0	0	14,134	1,519	11,554	0	293,698
<b>Total</b>	<b>44,720</b>	<b>4,847</b>	<b>340,733</b>	<b>6,668</b>	<b>332,375</b>	<b>2,791,476</b>	<b>0</b>	<b>0</b>	<b>438,321</b>	<b>506,632</b>	<b>185,670</b>	<b>0</b>	<b>4,651,442</b>

**Indemnity:**  
Agri-hub shall take all reasonable precautions to ensure that any information and data provided by Agri-hub from its information sources are correct. Neither Agri-hub nor any of its directors, employees or information sources take any responsibility for action or losses that might occur as a result of the

Historical week's export figures for the previous season (2024)

		Africa and Islands	Asia	Canada	China	Europe	Middle East	North-America	Other	Russian Federation	South East Asia	United Kingdom	United States	Total Region Desc
Week 15	LEMONS	22,966	0	19,130	0	15,221	256,643	0	0	90,280	56,339	45,375	3,080	509,033
	LEMONS SEEDLESS	609	0	2,716	0	1,972	1,241	0	0	0	334	4,320	0	11,193
	Total Variety Group	23,575	0	21,846	0	17,193	257,884	0	0	90,280	56,673	49,695	3,080	520,225
Week 16	LEMONS	13,549	418	86,380	0	22,131	221,418	0	0	85,274	34,480	29,606	0	493,257
	LEMONS SEEDLESS	799	0	3,511	0	1,929	2,194	0	0	293	0	2,975	0	11,702
	Total Variety Group	14,348	418	89,892	0	24,061	223,612	0	0	85,567	34,480	32,581	0	504,959
Week 17	LEMONS	17,435	26,410	30,372	0	185,647	314,893	0	0	91,638	16,735	54,061	0	737,191
	LEMONS SEEDLESS	986	0	970	0	27,103	1,685	0	0	2,889	0	3,791	0	37,424
	Total Variety Group	18,422	26,410	31,342	0	212,750	316,578	0	0	94,527	16,735	57,852	0	774,615
Total week		56,345	26,828	143,080	0	254,004	798,074	0	0	270,373	107,888	140,128	3,080	1,799,799



## Glossary of Key Terms

### Actual Cartons (ActCtn)

- Number of cartons that are on a pallet as provided by data source. (The number cartons can differ depending on the pack type code e.g. J60B has 2 cartons, and A15C has 80 cartons)

### Country of Origin

- Reports are based on South African exports only. The country of origin code in the data source is ZA.

### Equivalent Cartons (EqvCtns)

- The net mass provided by the data source, divided by the standard mass as per commodity.
- Nett mass is validated to be within certain tolerance based on pack type codes. e.g. Grapes standard mass is 4.5 kg where the Oranges are 15kg and Grapefruit is at 17kg

### Pallet Quantity (Plt\_Qty)

- The Pallet Quantity provided by data source. No distinction is made between pallet types

### Port Of Loading (POL)

- Port of Loading

### Shipped Date

- Shipped date is the sail date from the Port of Loading for the vessel.
- Pomefruit & Stonefruit - Shipped Date / Export Week is the date of the last South African port of loading
- ( Initially the shipped date is received from the data source.  
The vessel sail date is updated according to Marine traffic and Transnet to use the actual shipped dates )

### Shipped\_week

- The week of the year, starting on a Monday, derived from the shipped date.
- Pome and Stone fruit use Shipped\_week\_za in this field.

### Shipped\_week\_pol

- The week of the year, starting on a Monday, derived from the shipped date when the vessel left the port.

### Shipped\_week\_za

- The week of the year, starting on a Monday, derived from the shipped date when the vessel left the last South African POL. (NOT the port the container was loaded in)

## Glossary of Key Terms

### Year To Date (YTD)

- Year To Date (YTD) Data for the current season. The season dates are managed on commodity level.