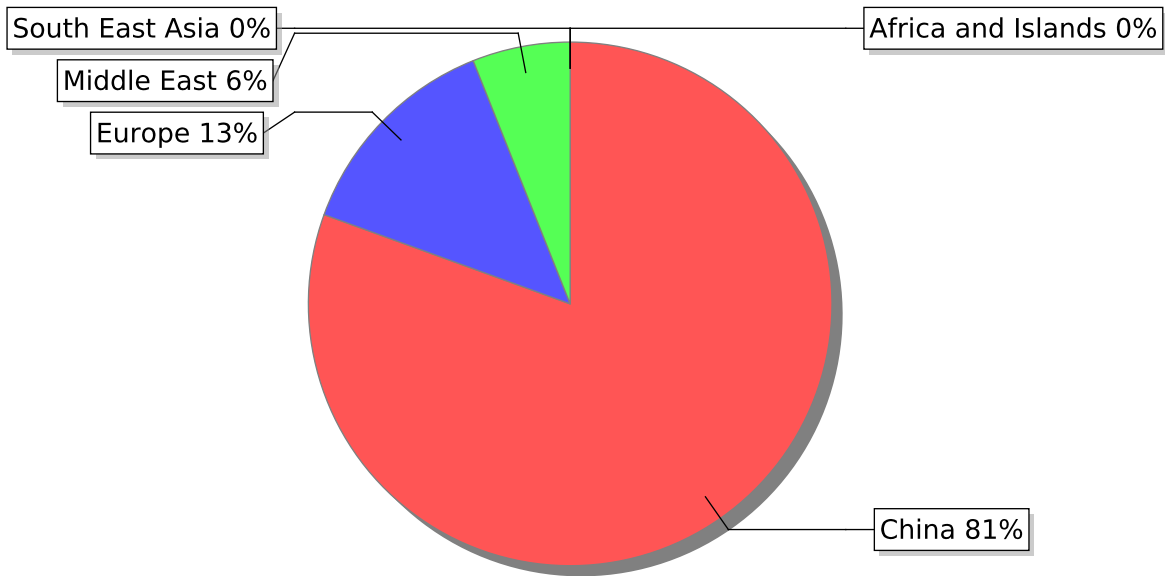
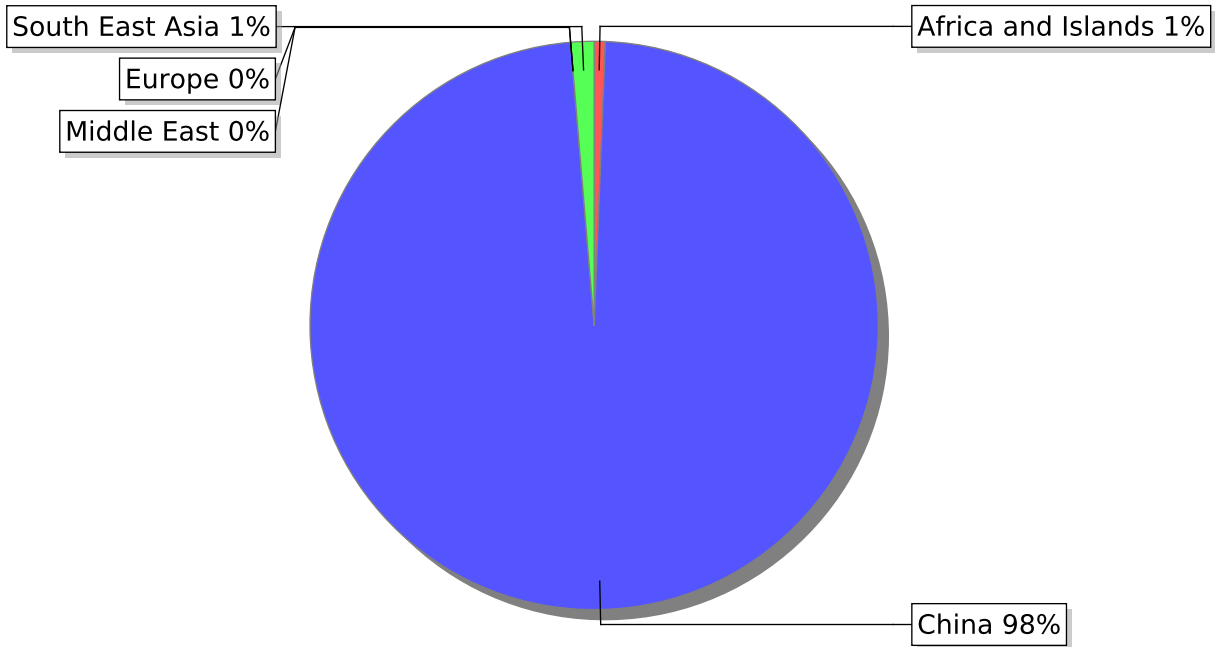


## GRAPEFRUIT ( GF ): Current Season vs Previous Season

Current Season (2025) (YTD)

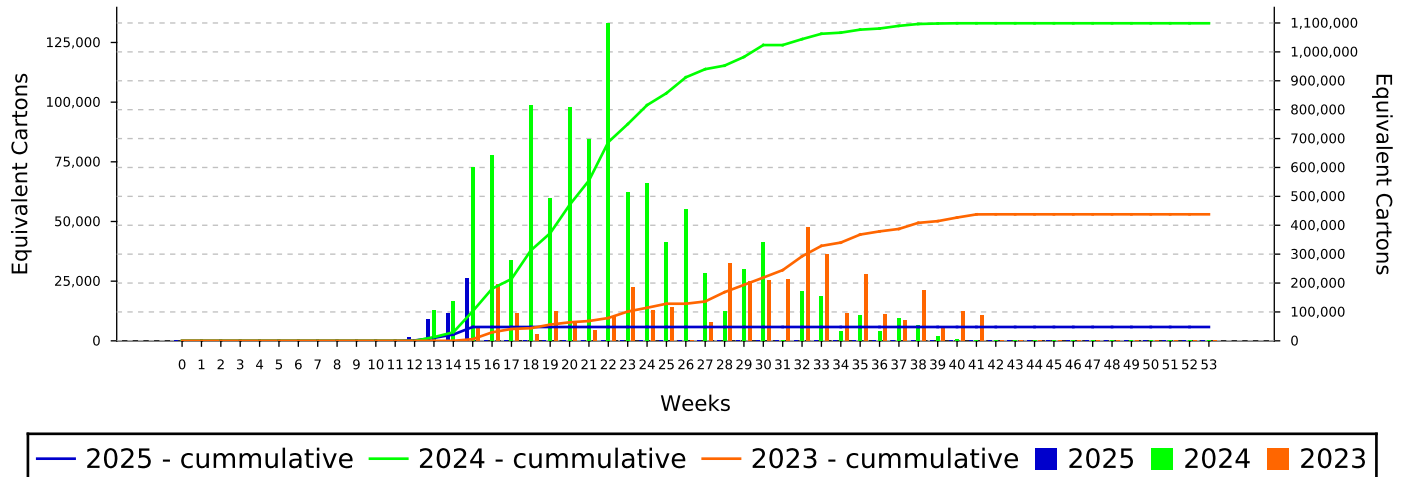


Previous Season (2024) (YTD)



**Indemnity:**  
Agri-hub shall take all reasonable precautions to ensure that any information and data provided by Agri-hub from its information sources are correct. Neither Agri-hub nor any of its directors, employees or information sources take any responsibility for action or losses that might occur as a result of the usage of this information.

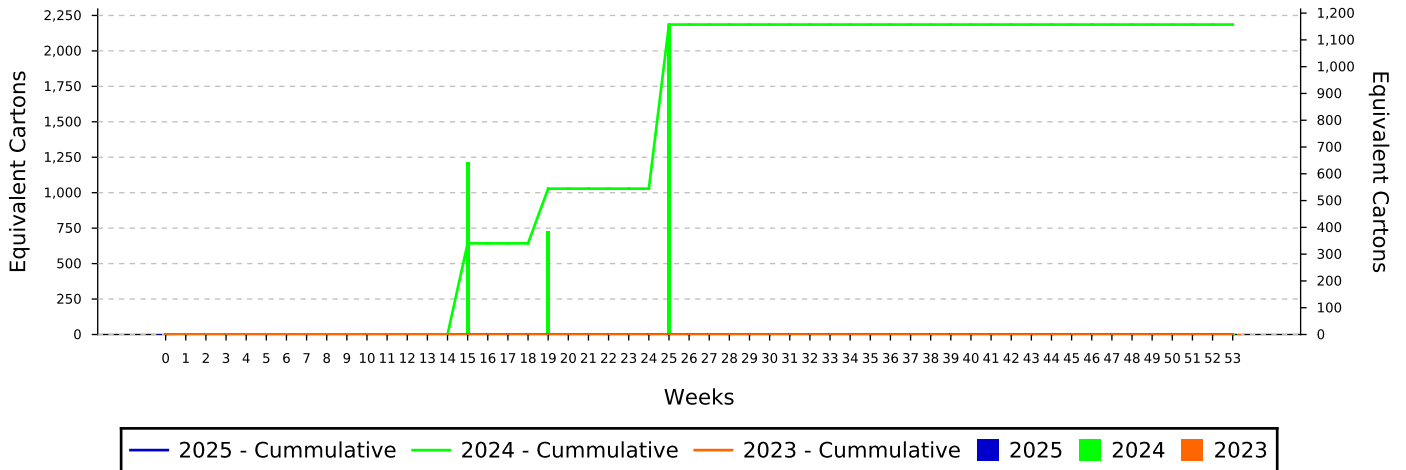
## GRAPEFRUIT ( GF ) Exported to All Regions : Current Season vs Previous Seasons



Week	2025 - Current	2025 - Cumulative	2024 - Current	2024 - Cumulative	2023 - Current	2023 - Cumulative
0	0	0	0	0	0	0
1	0	0	0	0	0	0
2	0	0	0	0	0	0
3	0	0	0	0	0	0
4	0	0	0	0	0	0
5	0	0	0	0	0	0
6	0	0	0	0	0	0
7	0	0	0	0	0	0
8	0	0	0	0	0	0
9	0	0	0	0	0	0
10	0	0	0	0	0	0
11	0	0	0	0	0	0
12	1,286	1,286	0	0	0	0
13	9,000	10,286	12,857	12,857	0	0
14	11,571	21,857	16,714	29,572	0	0
15	26,036	47,893	72,843	102,414	5,845	5,845
16	0	47,893	77,840	180,254	23,594	29,438
17	0	47,893	33,863	214,118	11,620	41,058
18	0	47,893	98,783	312,900	2,689	43,748
19	0	47,893	59,657	372,558	12,425	56,172
20	0	47,893	97,879	470,437	7,878	64,050
21	0	47,893	84,279	554,716	4,565	68,615
22	0	47,893	133,042	687,758	10,351	78,966
23	0	47,893	62,100	749,858	22,438	101,403
24	0	47,893	65,861	815,719	12,945	114,348
25	0	47,893	41,272	856,991	14,047	128,395
26	0	47,893	55,029	912,019	0	128,395
27	0	47,893	28,093	940,112	7,842	136,237
28	0	47,893	12,407	952,519	32,282	168,520
29	0	47,893	29,893	982,412	25,059	193,579
30	0	47,893	41,143	1,023,555	25,318	218,896
31	0	47,893	0	1,023,555	25,835	244,731
32	0	47,893	20,571	1,044,127	47,694	292,426
33	0	47,893	18,514	1,062,641	36,231	328,657
34	0	47,893	3,857	1,066,498	11,459	340,116
35	0	47,893	10,479	1,076,977	27,694	367,810
36	0	47,893	3,857	1,080,834	10,995	378,804
37	0	47,893	9,257	1,090,091	8,424	387,228
38	0	47,893	6,429	1,096,520	21,062	408,290
39	0	47,893	1,704	1,098,223	5,937	414,227
40	0	47,893	771	1,098,995	12,424	426,650
41	0	47,893	0	1,098,995	10,883	437,533
42	0	47,893	0	1,098,995	278	437,811
43	0	47,893	0	1,098,995	0	437,811
44	0	47,893	0	1,098,995	0	437,811
45	0	47,893	0	1,098,995	0	437,811
46	0	47,893	0	1,098,995	0	437,811
47	0	47,893	0	1,098,995	0	437,811
48	0	47,893	0	1,098,995	0	437,811
49	0	47,893	0	1,098,995	0	437,811
50	0	47,893	0	1,098,995	0	437,811
51	0	47,893	0	1,098,995	0	437,811
52	0	47,893	0	1,098,995	0	437,811
53	0	47,893	0	1,098,995	0	437,811

**Indemnity:**  
 Agri-hub shall take all reasonable precautions to ensure that any information and data provided by Agri-hub from its information sources are correct. Neither Agri-hub nor any of its directors, employees or information sources take any responsibility for action or losses that might occur as a result of the usage of this information.

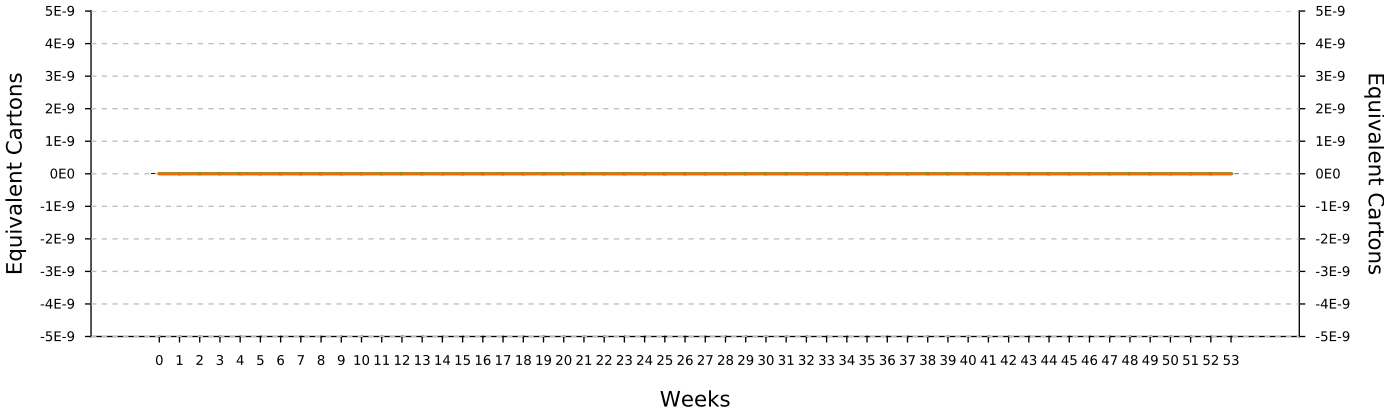
## GRAPEFRUIT ( GF ) Exported to Africa and Islands ( AFI ) : Current Season vs Previous Seasons



Week	2025 - Current	2025 - Cumulative	2024 - Current	2024 - Cumulative	2023 - Current	2023 - Cumulative
0	0	0	0	0	0	0
1	0	0	0	0	0	0
2	0	0	0	0	0	0
3	0	0	0	0	0	0
4	0	0	0	0	0	0
5	0	0	0	0	0	0
6	0	0	0	0	0	0
7	0	0	0	0	0	0
8	0	0	0	0	0	0
9	0	0	0	0	0	0
10	0	0	0	0	0	0
11	0	0	0	0	0	0
12	0	0	0	0	0	0
13	0	0	0	0	0	0
14	0	0	0	0	0	0
15	0	0	643	643	0	0
16	0	0	0	643	0	0
17	0	0	0	643	0	0
18	0	0	0	643	0	0
19	0	0	386	1,029	0	0
20	0	0	0	1,029	0	0
21	0	0	0	1,029	0	0
22	0	0	0	1,029	0	0
23	0	0	0	1,029	0	0
24	0	0	0	1,029	0	0
25	0	0	1,157	2,186	0	0
26	0	0	0	2,186	0	0
27	0	0	0	2,186	0	0
28	0	0	0	2,186	0	0
29	0	0	0	2,186	0	0
30	0	0	0	2,186	0	0
31	0	0	0	2,186	0	0
32	0	0	0	2,186	0	0
33	0	0	0	2,186	0	0
34	0	0	0	2,186	0	0
35	0	0	0	2,186	0	0
36	0	0	0	2,186	0	0
37	0	0	0	2,186	0	0
38	0	0	0	2,186	0	0
39	0	0	0	2,186	0	0
40	0	0	0	2,186	0	0
41	0	0	0	2,186	0	0
42	0	0	0	2,186	0	0
43	0	0	0	2,186	0	0
44	0	0	0	2,186	0	0
45	0	0	0	2,186	0	0
46	0	0	0	2,186	0	0
47	0	0	0	2,186	0	0
48	0	0	0	2,186	0	0
49	0	0	0	2,186	0	0
50	0	0	0	2,186	0	0
51	0	0	0	2,186	0	0
52	0	0	0	2,186	0	0
53	0	0	0	2,186	0	0

**Indemnity:**  
Agri-hub shall take all reasonable precautions to ensure that any information and data provided by Agri-hub from its information sources are correct. Neither Agri-hub nor any of its directors, employees or information sources take any responsibility for action or losses that might occur as a result of the usage of this information.

GRAPEFRUIT ( GF ) Exported to Asia ( ASA ) : Current Season vs Previous Seasons

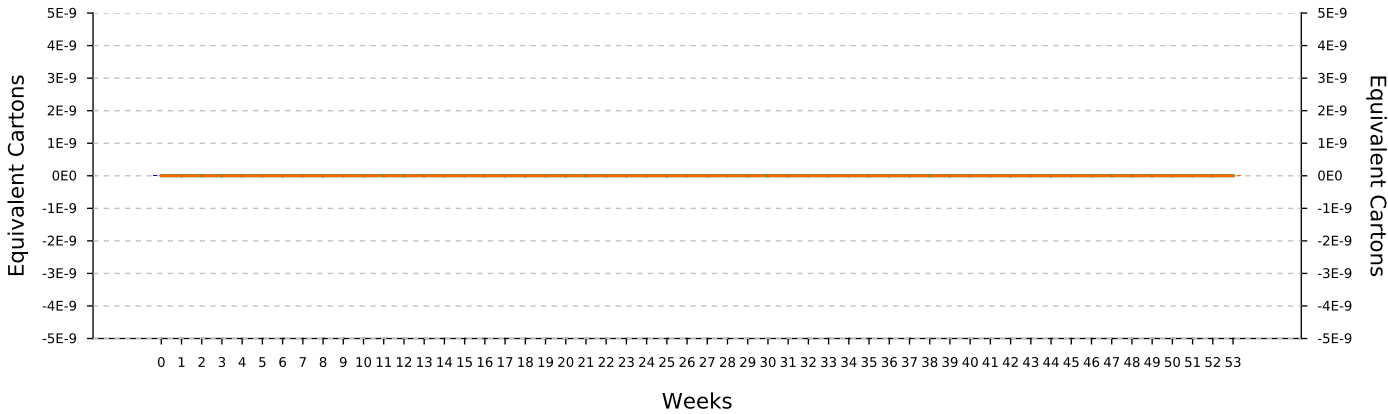


2025 - Cumulative 2024 - Cumulative 2023 - Cumulative 2025 2024 2023

Week	2025 - Current	2025 - Cumulative	2024 - Current	2024 - Cumulative	2023 - Current	2023 - Cumulative
0	0	0	0	0	0	0
1	0	0	0	0	0	0
2	0	0	0	0	0	0
3	0	0	0	0	0	0
4	0	0	0	0	0	0
5	0	0	0	0	0	0
6	0	0	0	0	0	0
7	0	0	0	0	0	0
8	0	0	0	0	0	0
9	0	0	0	0	0	0
10	0	0	0	0	0	0
11	0	0	0	0	0	0
12	0	0	0	0	0	0
13	0	0	0	0	0	0
14	0	0	0	0	0	0
15	0	0	0	0	0	0
16	0	0	0	0	0	0
17	0	0	0	0	0	0
18	0	0	0	0	0	0
19	0	0	0	0	0	0
20	0	0	0	0	0	0
21	0	0	0	0	0	0
22	0	0	0	0	0	0
23	0	0	0	0	0	0
24	0	0	0	0	0	0
25	0	0	0	0	0	0
26	0	0	0	0	0	0
27	0	0	0	0	0	0
28	0	0	0	0	0	0
29	0	0	0	0	0	0
30	0	0	0	0	0	0
31	0	0	0	0	0	0
32	0	0	0	0	0	0
33	0	0	0	0	0	0
34	0	0	0	0	0	0
35	0	0	0	0	0	0
36	0	0	0	0	0	0
37	0	0	0	0	0	0
38	0	0	0	0	0	0
39	0	0	0	0	0	0
40	0	0	0	0	0	0
41	0	0	0	0	0	0
42	0	0	0	0	0	0
43	0	0	0	0	0	0
44	0	0	0	0	0	0
45	0	0	0	0	0	0
46	0	0	0	0	0	0
47	0	0	0	0	0	0
48	0	0	0	0	0	0
49	0	0	0	0	0	0
50	0	0	0	0	0	0
51	0	0	0	0	0	0
52	0	0	0	0	0	0
53	0	0	0	0	0	0

**Indemnity:**  
Agri-hub shall take all reasonable precautions to ensure that any information and data provided by Agri-hub from its information sources are correct. Neither Agri-hub nor any of its directors, employees or information sources take any responsibility for action or losses that might occur as a result of the usage of this information.

GRAPEFRUIT ( GF ) Exported to Canada ( CAN ) : Current Season vs Previous Seasons

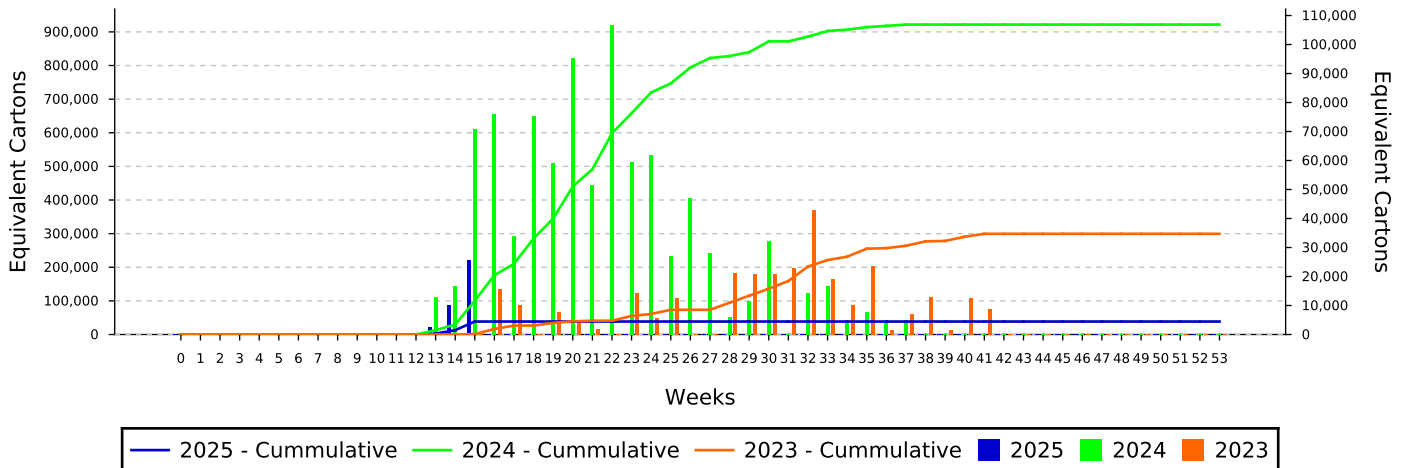


2025 - Cumulative 2024 - Cumulative 2023 - Cumulative 2025 2024 2023

Week	2025 - Current	2025 - Cumulative	2024 - Current	2024 - Cumulative	2023 - Current	2023 - Cumulative
0	0	0	0	0	0	0
1	0	0	0	0	0	0
2	0	0	0	0	0	0
3	0	0	0	0	0	0
4	0	0	0	0	0	0
5	0	0	0	0	0	0
6	0	0	0	0	0	0
7	0	0	0	0	0	0
8	0	0	0	0	0	0
9	0	0	0	0	0	0
10	0	0	0	0	0	0
11	0	0	0	0	0	0
12	0	0	0	0	0	0
13	0	0	0	0	0	0
14	0	0	0	0	0	0
15	0	0	0	0	0	0
16	0	0	0	0	0	0
17	0	0	0	0	0	0
18	0	0	0	0	0	0
19	0	0	0	0	0	0
20	0	0	0	0	0	0
21	0	0	0	0	0	0
22	0	0	0	0	0	0
23	0	0	0	0	0	0
24	0	0	0	0	0	0
25	0	0	0	0	0	0
26	0	0	0	0	0	0
27	0	0	0	0	0	0
28	0	0	0	0	0	0
29	0	0	0	0	0	0
30	0	0	0	0	0	0
31	0	0	0	0	0	0
32	0	0	0	0	0	0
33	0	0	0	0	0	0
34	0	0	0	0	0	0
35	0	0	0	0	0	0
36	0	0	0	0	0	0
37	0	0	0	0	0	0
38	0	0	0	0	0	0
39	0	0	0	0	0	0
40	0	0	0	0	0	0
41	0	0	0	0	0	0
42	0	0	0	0	0	0
43	0	0	0	0	0	0
44	0	0	0	0	0	0
45	0	0	0	0	0	0
46	0	0	0	0	0	0
47	0	0	0	0	0	0
48	0	0	0	0	0	0
49	0	0	0	0	0	0
50	0	0	0	0	0	0
51	0	0	0	0	0	0
52	0	0	0	0	0	0
53	0	0	0	0	0	0

**Indemnity:**  
Agri-hub shall take all reasonable precautions to ensure that any information and data provided by Agri-hub from its information sources are correct. Neither Agri-hub nor any of its directors, employees or information sources take any responsibility for action or losses that might occur as a result of the usage of this information.

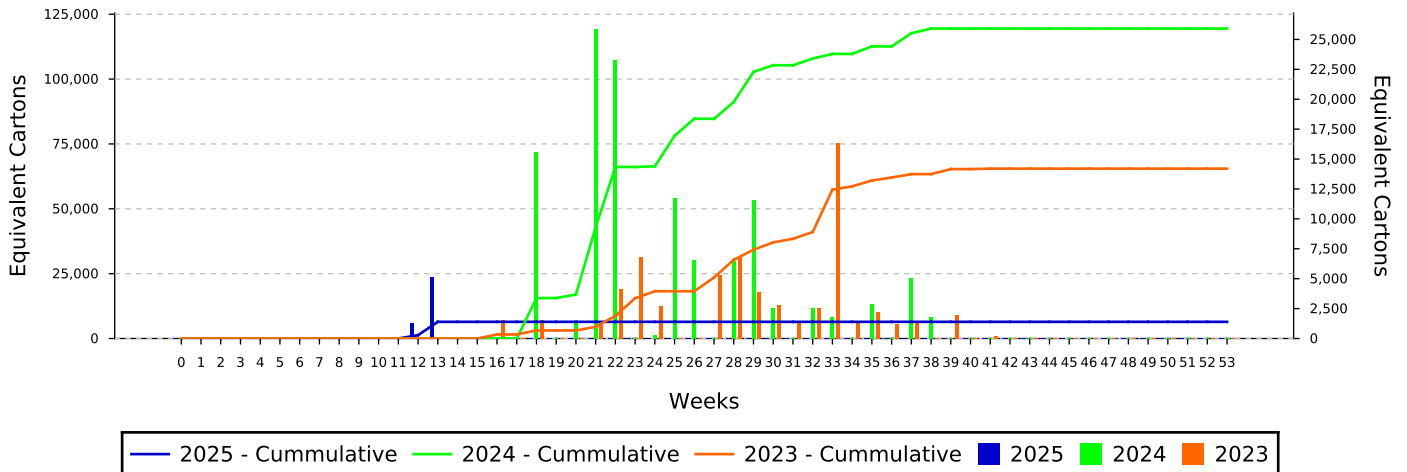
## GRAPEFRUIT ( GF ) Exported to China ( CHN ) : Current Season vs Previous Seasons



Week	2025 - Current	2025 - Cumulative	2024 - Current	2024 - Cumulative	2023 - Current	2023 - Cumulative
0	0	0	0	0	0	0
1	0	0	0	0	0	0
2	0	0	0	0	0	0
3	0	0	0	0	0	0
4	0	0	0	0	0	0
5	0	0	0	0	0	0
6	0	0	0	0	0	0
7	0	0	0	0	0	0
8	0	0	0	0	0	0
9	0	0	0	0	0	0
10	0	0	0	0	0	0
11	0	0	0	0	0	0
12	0	0	0	0	0	0
13	2,571	2,571	12,857	12,857	0	0
14	10,286	12,857	16,714	29,572	0	0
15	25,714	38,572	70,848	100,419	974	974
16	0	38,572	75,937	176,356	15,617	16,591
17	0	38,572	33,863	210,220	10,020	26,611
18	0	38,572	75,373	285,592	0	26,611
19	0	38,572	59,272	344,864	7,802	34,414
20	0	38,572	95,244	440,108	4,772	39,186
21	0	38,572	51,557	491,665	1,741	40,926
22	0	38,572	106,878	598,543	113	41,039
23	0	38,572	59,529	658,071	14,202	55,242
24	0	38,572	61,747	719,818	5,792	61,034
25	0	38,572	27,064	746,882	12,424	73,457
26	0	38,572	47,186	794,068	0	73,457
27	0	38,572	28,093	822,161	0	73,457
28	0	38,572	5,914	828,075	21,035	94,493
29	0	38,572	11,571	839,647	20,894	115,387
30	0	38,572	32,143	871,790	20,894	136,281
31	0	38,572	0	871,790	22,824	159,104
32	0	38,572	14,143	885,933	43,059	202,163
33	0	38,572	16,714	902,647	19,200	221,363
34	0	38,572	3,857	906,504	10,165	231,528
35	0	38,572	7,586	914,090	23,718	255,246
36	0	38,572	3,857	917,947	1,553	256,799
37	0	38,572	3,857	921,804	7,059	263,857
38	0	38,572	0	921,804	12,933	276,790
39	0	38,572	0	921,804	1,553	278,343
40	0	38,572	0	921,804	12,424	290,766
41	0	38,572	0	921,804	8,756	299,522
42	0	38,572	0	921,804	0	299,522
43	0	38,572	0	921,804	0	299,522
44	0	38,572	0	921,804	0	299,522
45	0	38,572	0	921,804	0	299,522
46	0	38,572	0	921,804	0	299,522
47	0	38,572	0	921,804	0	299,522
48	0	38,572	0	921,804	0	299,522
49	0	38,572	0	921,804	0	299,522
50	0	38,572	0	921,804	0	299,522
51	0	38,572	0	921,804	0	299,522
52	0	38,572	0	921,804	0	299,522
53	0	38,572	0	921,804	0	299,522

**Indemnity:**  
 Agri-hub shall take all reasonable precautions to ensure that any information and data provided by Agri-hub from its information sources are correct. Neither Agri-hub nor any of its directors, employees or information sources take any responsibility for action or losses that might occur as a result of the usage of this information.

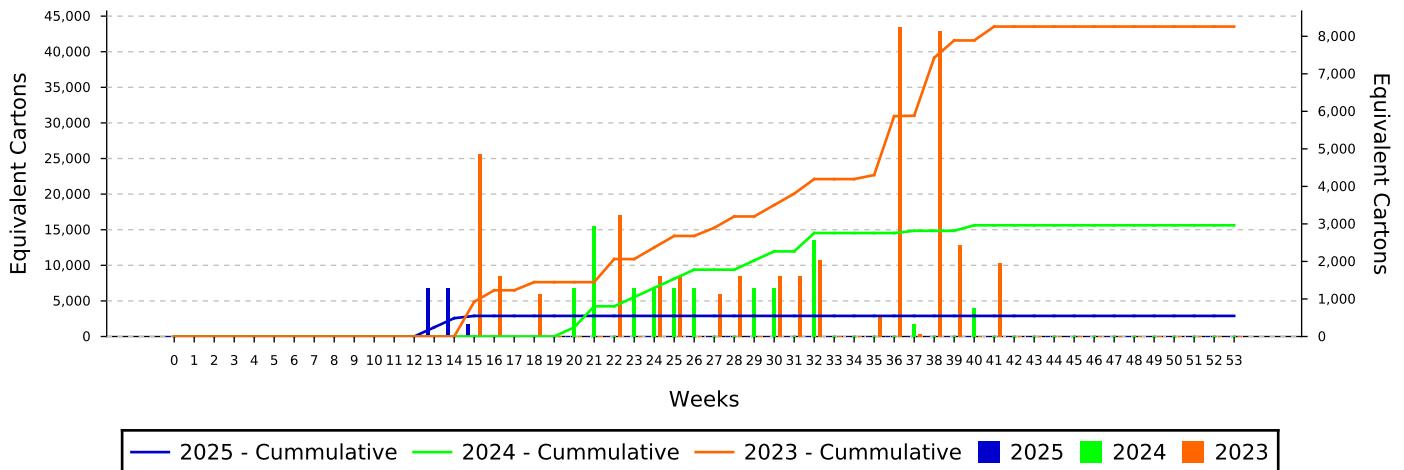
## GRAPEFRUIT ( GF ) Exported to Europe ( EUR ) : Current Season vs Previous Seasons



Week	2025 - Current	2025 - Cumulative	2024 - Current	2024 - Cumulative	2023 - Current	2023 - Cumulative
0	0	0	0	0	0	0
1	0	0	0	0	0	0
2	0	0	0	0	0	0
3	0	0	0	0	0	0
4	0	0	0	0	0	0
5	0	0	0	0	0	0
6	0	0	0	0	0	0
7	0	0	0	0	0	0
8	0	0	0	0	0	0
9	0	0	0	0	0	0
10	0	0	0	0	0	0
11	0	0	0	0	0	0
12	1,286	1,286	0	0	0	0
13	5,143	6,429	0	0	0	0
14	0	6,429	0	0	0	0
15	0	6,429	0	0	0	0
16	0	6,429	0	0	1,553	1,553
17	0	6,429	0	0	0	1,553
18	0	6,429	15,589	15,589	1,553	3,106
19	0	6,429	0	15,589	0	3,106
20	0	6,429	1,350	16,939	0	3,106
21	0	6,429	25,907	42,847	1,412	4,518
22	0	6,429	23,271	66,118	4,167	8,685
23	0	6,429	0	66,118	6,824	15,508
24	0	6,429	257	66,375	2,706	18,214
25	0	6,429	11,764	78,139	0	18,214
26	0	6,429	6,557	84,697	0	18,214
27	0	6,429	0	84,697	5,294	23,508
28	0	6,429	6,493	91,190	6,824	30,332
29	0	6,429	11,571	102,761	3,882	34,214
30	0	6,429	2,571	105,332	2,824	37,038
31	0	6,429	0	105,332	1,412	38,449
32	0	6,429	2,571	107,904	2,588	41,038
33	0	6,429	1,800	109,704	16,325	57,363
34	0	6,429	0	109,704	1,294	58,657
35	0	6,429	2,893	112,597	2,224	60,881
36	0	6,429	0	112,597	1,183	62,063
37	0	6,429	5,079	117,675	1,294	63,358
38	0	6,429	1,800	119,475	0	63,358
39	0	6,429	0	119,475	1,942	65,300
40	0	6,429	0	119,475	0	65,300
41	0	6,429	0	119,475	179	65,478
42	0	6,429	0	119,475	0	65,478
43	0	6,429	0	119,475	0	65,478
44	0	6,429	0	119,475	0	65,478
45	0	6,429	0	119,475	0	65,478
46	0	6,429	0	119,475	0	65,478
47	0	6,429	0	119,475	0	65,478
48	0	6,429	0	119,475	0	65,478
49	0	6,429	0	119,475	0	65,478
50	0	6,429	0	119,475	0	65,478
51	0	6,429	0	119,475	0	65,478
52	0	6,429	0	119,475	0	65,478
53	0	6,429	0	119,475	0	65,478

**Indemnity:**  
Agri-hub shall take all reasonable precautions to ensure that any information and data provided by Agri-hub from its information sources are correct. Neither Agri-hub nor any of its directors, employees or information sources take any responsibility for action or losses that might occur as a result of the usage of this information.

## GRAPEFRUIT ( GF ) Exported to Middle East ( MEA ) : Current Season vs Previous Seasons




Week	2025 - Current	2025 - Cumulative	2024 - Current	2024 - Cumulative	2023 - Current	2023 - Cumulative
0	0	0	0	0	0	0
1	0	0	0	0	0	0
2	0	0	0	0	0	0
3	0	0	0	0	0	0
4	0	0	0	0	0	0
5	0	0	0	0	0	0
6	0	0	0	0	0	0
7	0	0	0	0	0	0
8	0	0	0	0	0	0
9	0	0	0	0	0	0
10	0	0	0	0	0	0
11	0	0	0	0	0	0
12	0	0	0	0	0	0
13	1,286	1,286	0	0	0	0
14	1,286	2,571	0	0	0	0
15	321	2,893	0	0	4,871	4,871
16	0	2,893	0	0	1,624	6,494
17	0	2,893	0	0	0	6,494
18	0	2,893	0	0	1,136	7,631
19	0	2,893	0	0	0	7,631
20	0	2,893	1,286	1,286	0	7,631
21	0	2,893	2,957	4,243	0	7,631
22	0	2,893	0	4,243	3,247	10,878
23	0	2,893	1,286	5,529	0	10,878
24	0	2,893	1,286	6,814	1,624	12,501
25	0	2,893	1,286	8,100	1,624	14,125
26	0	2,893	1,286	9,386	0	14,125
27	0	2,893	0	9,386	1,136	15,261
28	0	2,893	0	9,386	1,600	16,861
29	0	2,893	1,286	10,671	0	16,861
30	0	2,893	1,286	11,957	1,600	18,461
31	0	2,893	0	11,957	1,600	20,061
32	0	2,893	2,571	14,529	2,047	22,108
33	0	2,893	0	14,529	0	22,108
34	0	2,893	0	14,529	0	22,108
35	0	2,893	0	14,529	576	22,685
36	0	2,893	0	14,529	8,259	30,944
37	0	2,893	321	14,850	71	31,014
38	0	2,893	0	14,850	8,129	39,144
39	0	2,893	0	14,850	2,442	41,586
40	0	2,893	771	15,621	0	41,586
41	0	2,893	0	15,621	1,948	43,534
42	0	2,893	0	15,621	0	43,534
43	0	2,893	0	15,621	0	43,534
44	0	2,893	0	15,621	0	43,534
45	0	2,893	0	15,621	0	43,534
46	0	2,893	0	15,621	0	43,534
47	0	2,893	0	15,621	0	43,534
48	0	2,893	0	15,621	0	43,534
49	0	2,893	0	15,621	0	43,534
50	0	2,893	0	15,621	0	43,534
51	0	2,893	0	15,621	0	43,534
52	0	2,893	0	15,621	0	43,534
53	0	2,893	0	15,621	0	43,534

**Indemnity:**  
 Agri-hub shall take all reasonable precautions to ensure that any information and data provided by Agri-hub from its information sources are correct. Neither Agri-hub nor any of its directors, employees or information sources take any responsibility for action or losses that might occur as a result of the usage of this information.



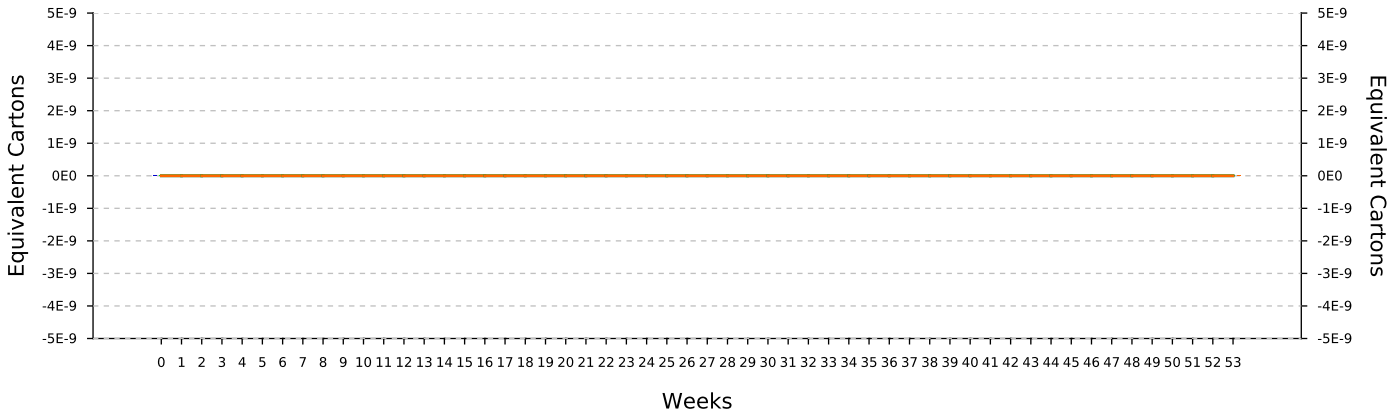
The graph displays a single data series as a flat orange line at the 0E0 level on the y-axis, which represents 'Equivalent Cartons'. The x-axis is labeled 'Weeks' and ranges from 0 to 53. The y-axis has major ticks every 1E-9 units, from -5E-9 to 5E-9. The line starts at (0, 0E0) and ends at (53, 0E0).



Week	2025 - Current	2025 - Cumulative	2024 - Current	2024 - Cumulative	2023 - Current	2023 - Cumulative
0	0	0	0	0	0	0
1	0	0	0	0	0	0
2	0	0	0	0	0	0
3	0	0	0	0	0	0
4	0	0	0	0	0	0
5	0	0	0	0	0	0
6	0	0	0	0	0	0
7	0	0	0	0	0	0
8	0	0	0	0	0	0
9	0	0	0	0	0	0
10	0	0	0	0	0	0
11	0	0	0	0	0	0
12	0	0	0	0	0	0
13	0	0	0	0	0	0
14	0	0	0	0	0	0
15	0	0	0	0	0	0
16	0	0	0	0	0	0
17	0	0	0	0	0	0
18	0	0	0	0	0	0
19	0	0	0	0	0	0
20	0	0	0	0	0	0
21	0	0	0	0	0	0
22	0	0	0	0	0	0
23	0	0	0	0	0	0
24	0	0	0	0	0	0
25	0	0	0	0	0	0
26	0	0	0	0	0	0
27	0	0	0	0	0	0
28	0	0	0	0	0	0
29	0	0	0	0	0	0
30	0	0	0	0	0	0
31	0	0	0	0	0	0
32	0	0	0	0	0	0
33	0	0	0	0	0	0
34	0	0	0	0	0	0
35	0	0	0	0	0	0
36	0	0	0	0	0	0
37	0	0	0	0	0	0
38	0	0	0	0	0	0
39	0	0	0	0	0	0
40	0	0	0	0	0	0
41	0	0	0	0	0	0
42	0	0	0	0	0	0
43	0	0	0	0	0	0
44	0	0	0	0	0	0
45	0	0	0	0	0	0
46	0	0	0	0	0	0
47	0	0	0	0	0	0
48	0	0	0	0	0	0
49	0	0	0	0	0	0
50	0	0	0	0	0	0
51	0	0	0	0	0	0
52	0	0	0	0	0	0
53	0	0	0	0	0	0

15/04/2025 03:15

GRAPEFRUIT ( GF ) Exported to Other ( OTH ) : Current Season vs Previous Seasons

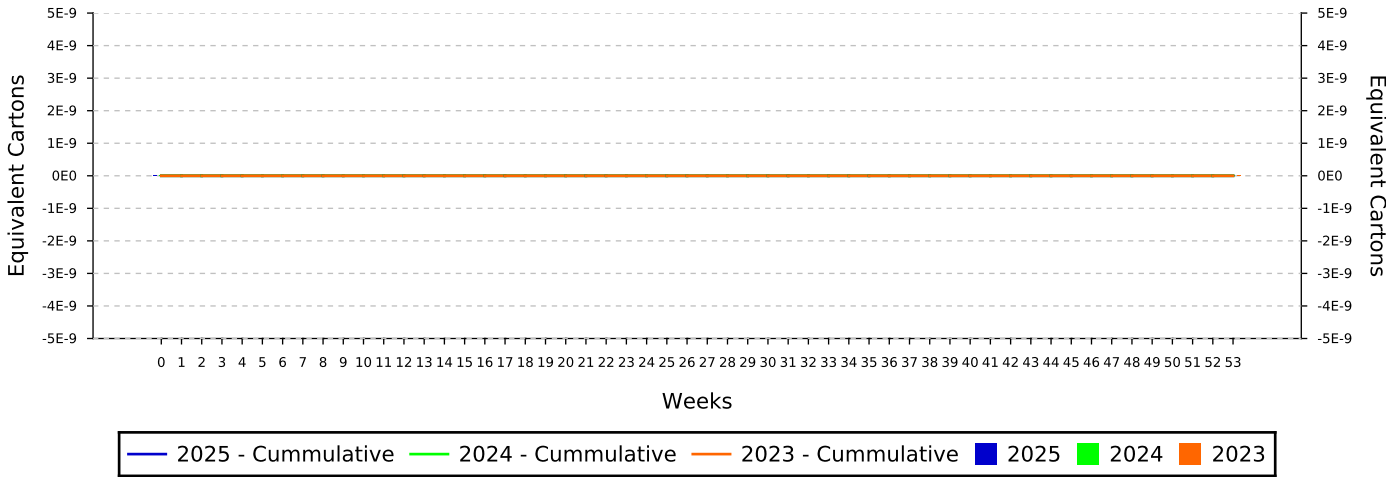


2025 - Cumulative 2024 - Cumulative 2023 - Cumulative 2025 2024 2023

Week	2025 - Current	2025 - Cumulative	2024 - Current	2024 - Cumulative	2023 - Current	2023 - Cumulative
0	0	0	0	0	0	0
1	0	0	0	0	0	0
2	0	0	0	0	0	0
3	0	0	0	0	0	0
4	0	0	0	0	0	0
5	0	0	0	0	0	0
6	0	0	0	0	0	0
7	0	0	0	0	0	0
8	0	0	0	0	0	0
9	0	0	0	0	0	0
10	0	0	0	0	0	0
11	0	0	0	0	0	0
12	0	0	0	0	0	0
13	0	0	0	0	0	0
14	0	0	0	0	0	0
15	0	0	0	0	0	0
16	0	0	0	0	0	0
17	0	0	0	0	0	0
18	0	0	0	0	0	0
19	0	0	0	0	0	0
20	0	0	0	0	0	0
21	0	0	0	0	0	0
22	0	0	0	0	0	0
23	0	0	0	0	0	0
24	0	0	0	0	0	0
25	0	0	0	0	0	0
26	0	0	0	0	0	0
27	0	0	0	0	0	0
28	0	0	0	0	0	0
29	0	0	0	0	0	0
30	0	0	0	0	0	0
31	0	0	0	0	0	0
32	0	0	0	0	0	0
33	0	0	0	0	0	0
34	0	0	0	0	0	0
35	0	0	0	0	0	0
36	0	0	0	0	0	0
37	0	0	0	0	0	0
38	0	0	0	0	0	0
39	0	0	0	0	0	0
40	0	0	0	0	0	0
41	0	0	0	0	0	0
42	0	0	0	0	0	0
43	0	0	0	0	0	0
44	0	0	0	0	0	0
45	0	0	0	0	0	0
46	0	0	0	0	0	0
47	0	0	0	0	0	0
48	0	0	0	0	0	0
49	0	0	0	0	0	0
50	0	0	0	0	0	0
51	0	0	0	0	0	0
52	0	0	0	0	0	0
53	0	0	0	0	0	0

**Indemnity:**  
Agri-hub shall take all reasonable precautions to ensure that any information and data provided by Agri-hub from its information sources are correct. Neither Agri-hub nor any of its directors, employees or information sources take any responsibility for action or losses that might occur as a result of the usage of this information.

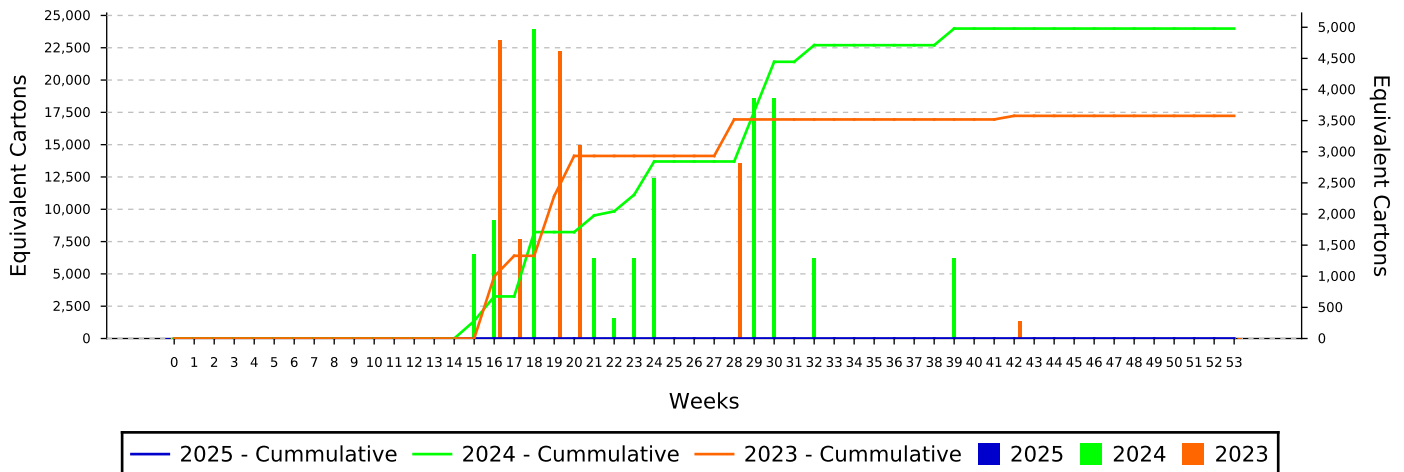
GRAPEFRUIT ( GF ) Exported to Russian Federation ( RUS ) : Current Season vs Previous Seasons



Week	2025 - Current	2025 - Cumulative	2024 - Current	2024 - Cumulative	2023 - Current	2023 - Cumulative
0	0	0	0	0	0	0
1	0	0	0	0	0	0
2	0	0	0	0	0	0
3	0	0	0	0	0	0
4	0	0	0	0	0	0
5	0	0	0	0	0	0
6	0	0	0	0	0	0
7	0	0	0	0	0	0
8	0	0	0	0	0	0
9	0	0	0	0	0	0
10	0	0	0	0	0	0
11	0	0	0	0	0	0
12	0	0	0	0	0	0
13	0	0	0	0	0	0
14	0	0	0	0	0	0
15	0	0	0	0	0	0
16	0	0	0	0	0	0
17	0	0	0	0	0	0
18	0	0	0	0	0	0
19	0	0	0	0	0	0
20	0	0	0	0	0	0
21	0	0	0	0	0	0
22	0	0	0	0	0	0
23	0	0	0	0	0	0
24	0	0	0	0	0	0
25	0	0	0	0	0	0
26	0	0	0	0	0	0
27	0	0	0	0	0	0
28	0	0	0	0	0	0
29	0	0	0	0	0	0
30	0	0	0	0	0	0
31	0	0	0	0	0	0
32	0	0	0	0	0	0
33	0	0	0	0	0	0
34	0	0	0	0	0	0
35	0	0	0	0	0	0
36	0	0	0	0	0	0
37	0	0	0	0	0	0
38	0	0	0	0	0	0
39	0	0	0	0	0	0
40	0	0	0	0	0	0
41	0	0	0	0	0	0
42	0	0	0	0	0	0
43	0	0	0	0	0	0
44	0	0	0	0	0	0
45	0	0	0	0	0	0
46	0	0	0	0	0	0
47	0	0	0	0	0	0
48	0	0	0	0	0	0
49	0	0	0	0	0	0
50	0	0	0	0	0	0
51	0	0	0	0	0	0
52	0	0	0	0	0	0
53	0	0	0	0	0	0

**Indemnity:**  
Agri-hub shall take all reasonable precautions to ensure that any information and data provided by Agri-hub from its information sources are correct. Neither Agri-hub nor any of its directors, employees or information sources take any responsibility for action or losses that might occur as a result of the usage of this information.

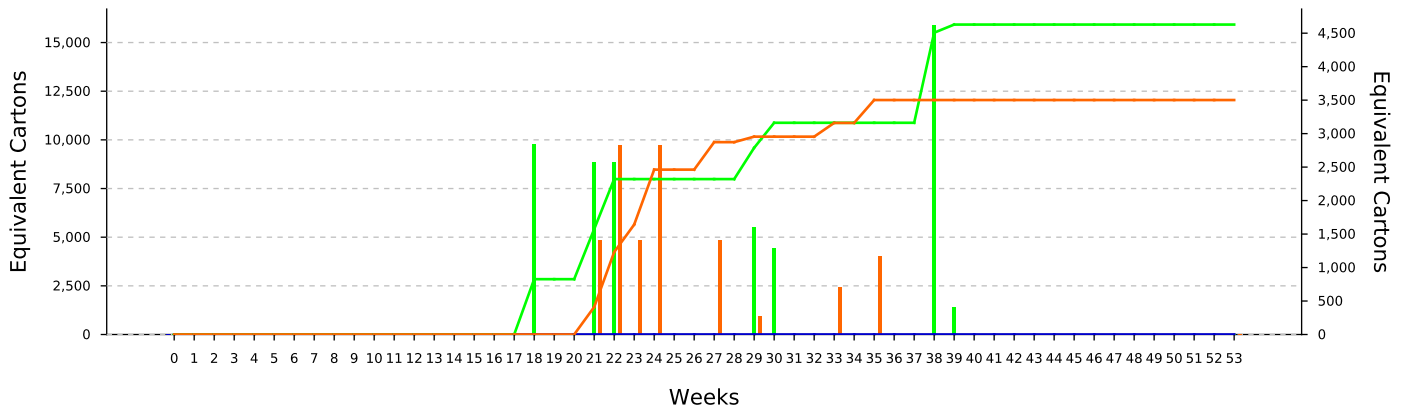
## GRAPEFRUIT ( GF ) Exported to South East Asia ( SEA ) : Current Season vs Previous Seasons



Week	2025 - Current	2025 - Cumulative	2024 - Current	2024 - Cumulative	2023 - Current	2023 - Cumulative
0	0	0	0	0	0	0
1	0	0	0	0	0	0
2	0	0	0	0	0	0
3	0	0	0	0	0	0
4	0	0	0	0	0	0
5	0	0	0	0	0	0
6	0	0	0	0	0	0
7	0	0	0	0	0	0
8	0	0	0	0	0	0
9	0	0	0	0	0	0
10	0	0	0	0	0	0
11	0	0	0	0	0	0
12	0	0	0	0	0	0
13	0	0	0	0	0	0
14	0	0	0	0	0	0
15	0	0	1,352	1,352	0	0
16	0	0	1,903	3,255	4,800	4,800
17	0	0	0	3,255	1,600	6,400
18	0	0	4,979	8,234	0	6,400
19	0	0	0	8,234	4,622	11,022
20	0	0	0	8,234	3,106	14,128
21	0	0	1,286	9,520	0	14,128
22	0	0	321	9,841	0	14,128
23	0	0	1,286	11,127	0	14,128
24	0	0	2,571	13,698	0	14,128
25	0	0	0	13,698	0	14,128
26	0	0	0	13,698	0	14,128
27	0	0	0	13,698	0	14,128
28	0	0	0	13,698	2,824	16,952
29	0	0	3,857	17,555	0	16,952
30	0	0	3,857	21,413	0	16,952
31	0	0	0	21,413	0	16,952
32	0	0	1,286	22,698	0	16,952
33	0	0	0	22,698	0	16,952
34	0	0	0	22,698	0	16,952
35	0	0	0	22,698	0	16,952
36	0	0	0	22,698	0	16,952
37	0	0	0	22,698	0	16,952
38	0	0	0	22,698	0	16,952
39	0	0	1,286	23,984	0	16,952
40	0	0	0	23,984	0	16,952
41	0	0	0	23,984	0	16,952
42	0	0	0	23,984	278	17,229
43	0	0	0	23,984	0	17,229
44	0	0	0	23,984	0	17,229
45	0	0	0	23,984	0	17,229
46	0	0	0	23,984	0	17,229
47	0	0	0	23,984	0	17,229
48	0	0	0	23,984	0	17,229
49	0	0	0	23,984	0	17,229
50	0	0	0	23,984	0	17,229
51	0	0	0	23,984	0	17,229
52	0	0	0	23,984	0	17,229
53	0	0	0	23,984	0	17,229

**Indemnity:**  
 Agri-hub shall take all reasonable precautions to ensure that any information and data provided by Agri-hub from its information sources are correct. Neither Agri-hub nor any of its directors, employees or information sources take any responsibility for action or losses that might occur as a result of the usage of this information.

## GRAPEFRUIT ( GF ) Exported to United Kingdom ( UKI ) : Current Season vs Previous Seasons

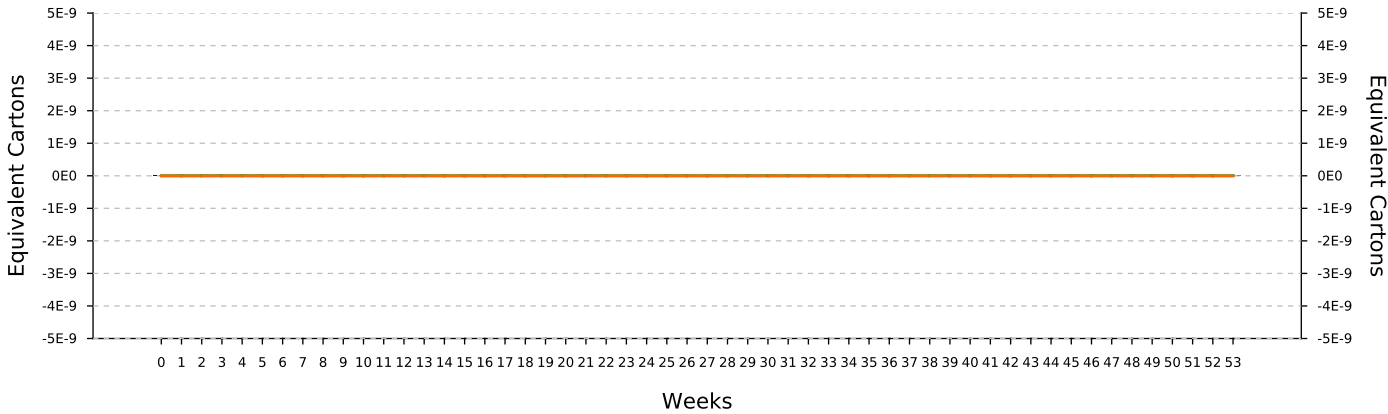


— 2025 - Cumulative — 2024 - Cumulative — 2023 - Cumulative ■ 2025 ■ 2024 ■ 2023

Week	2025 - Current	2025 - Cumulative	2024 - Current	2024 - Cumulative	2023 - Current	2023 - Cumulative
0	0	0	0	0	0	0
1	0	0	0	0	0	0
2	0	0	0	0	0	0
3	0	0	0	0	0	0
4	0	0	0	0	0	0
5	0	0	0	0	0	0
6	0	0	0	0	0	0
7	0	0	0	0	0	0
8	0	0	0	0	0	0
9	0	0	0	0	0	0
10	0	0	0	0	0	0
11	0	0	0	0	0	0
12	0	0	0	0	0	0
13	0	0	0	0	0	0
14	0	0	0	0	0	0
15	0	0	0	0	0	0
16	0	0	0	0	0	0
17	0	0	0	0	0	0
18	0	0	2,842	2,842	0	0
19	0	0	0	2,842	0	0
20	0	0	0	2,842	0	0
21	0	0	2,571	5,413	1,412	1,412
22	0	0	2,571	7,985	2,824	4,236
23	0	0	0	7,985	1,412	5,647
24	0	0	0	7,985	2,824	8,471
25	0	0	0	7,985	0	8,471
26	0	0	0	7,985	0	8,471
27	0	0	0	7,985	1,412	9,882
28	0	0	0	7,985	0	9,882
29	0	0	1,607	9,592	282	10,165
30	0	0	1,286	10,878	0	10,165
31	0	0	0	10,878	0	10,165
32	0	0	0	10,878	0	10,165
33	0	0	0	10,878	706	10,871
34	0	0	0	10,878	0	10,871
35	0	0	0	10,878	1,176	12,047
36	0	0	0	10,878	0	12,047
37	0	0	0	10,878	0	12,047
38	0	0	4,629	15,506	0	12,047
39	0	0	418	15,924	0	12,047
40	0	0	0	15,924	0	12,047
41	0	0	0	15,924	0	12,047
42	0	0	0	15,924	0	12,047
43	0	0	0	15,924	0	12,047
44	0	0	0	15,924	0	12,047
45	0	0	0	15,924	0	12,047
46	0	0	0	15,924	0	12,047
47	0	0	0	15,924	0	12,047
48	0	0	0	15,924	0	12,047
49	0	0	0	15,924	0	12,047
50	0	0	0	15,924	0	12,047
51	0	0	0	15,924	0	12,047
52	0	0	0	15,924	0	12,047
53	0	0	0	15,924	0	12,047

**Indemnity:**  
Agri-hub shall take all reasonable precautions to ensure that any information and data provided by Agri-hub from its information sources are correct. Neither Agri-hub nor any of its directors, employees or information sources take any responsibility for action or losses that might occur as a result of the usage of this information.

GRAPEFRUIT ( GF ) Exported to United States ( US ) : Current Season vs Previous Seasons



2025 - Cumulative 2024 - Cumulative 2023 - Cumulative 2025 2024 2023

Week	2025 - Current	2025 - Cumulative	2024 - Current	2024 - Cumulative	2023 - Current	2023 - Cumulative
0	0	0	0	0	0	0
1	0	0	0	0	0	0
2	0	0	0	0	0	0
3	0	0	0	0	0	0
4	0	0	0	0	0	0
5	0	0	0	0	0	0
6	0	0	0	0	0	0
7	0	0	0	0	0	0
8	0	0	0	0	0	0
9	0	0	0	0	0	0
10	0	0	0	0	0	0
11	0	0	0	0	0	0
12	0	0	0	0	0	0
13	0	0	0	0	0	0
14	0	0	0	0	0	0
15	0	0	0	0	0	0
16	0	0	0	0	0	0
17	0	0	0	0	0	0
18	0	0	0	0	0	0
19	0	0	0	0	0	0
20	0	0	0	0	0	0
21	0	0	0	0	0	0
22	0	0	0	0	0	0
23	0	0	0	0	0	0
24	0	0	0	0	0	0
25	0	0	0	0	0	0
26	0	0	0	0	0	0
27	0	0	0	0	0	0
28	0	0	0	0	0	0
29	0	0	0	0	0	0
30	0	0	0	0	0	0
31	0	0	0	0	0	0
32	0	0	0	0	0	0
33	0	0	0	0	0	0
34	0	0	0	0	0	0
35	0	0	0	0	0	0
36	0	0	0	0	0	0
37	0	0	0	0	0	0
38	0	0	0	0	0	0
39	0	0	0	0	0	0
40	0	0	0	0	0	0
41	0	0	0	0	0	0
42	0	0	0	0	0	0
43	0	0	0	0	0	0
44	0	0	0	0	0	0
45	0	0	0	0	0	0
46	0	0	0	0	0	0
47	0	0	0	0	0	0
48	0	0	0	0	0	0
49	0	0	0	0	0	0
50	0	0	0	0	0	0
51	0	0	0	0	0	0
52	0	0	0	0	0	0
53	0	0	0	0	0	0

**Indemnity:**  
Agri-hub shall take all reasonable precautions to ensure that any information and data provided by Agri-hub from its information sources are correct. Neither Agri-hub nor any of its directors, employees or information sources take any responsibility for action or losses that might occur as a result of the usage of this information.

## Glossary of Key Terms

### Actual Cartons (ActCtn)

- Number of cartons that are on a pallet as provided by data source. (The number cartons can differ depending on the pack type code e.g. J60B has 2 cartons, and A15C has 80 cartons)

### Country of Origin

- Reports are based on South African exports only. The country of origin code in the data source is ZA.

### Equivalent Cartons (EqvCtns)

- The net mass provided by the data source, divided by the standard mass as per commodity.
- Nett mass is validated to be within certain tolerance based on pack type codes. e.g. Grapes standard mass is 4.5 kg where the Oranges are 15kg and Grapefruit is at 17kg

### Pallet Quantity (Plt\_Qty)

- The Pallet Quantity provided by data source. No distinction is made between pallet types

### Port Of Loading (POL)

- Port of Loading

### Shipped Date

- Shipped date is the sail date from the Port of Loading for the vessel.
- Pomefruit & Stonefruit - Shipped Date / Export Week is the date of the last South African port of loading
- ( Initially the shipped date is received from the data source.  
The vessel sail date is updated according to Marine traffic and Transnet to use the actual shipped dates )

### Shipped\_week

- The week of the year, starting on a Monday, derived from the shipped date.
- Pome and Stone fruit use Shipped\_week\_za in this field.

### Shipped\_week\_pol

- The week of the year, starting on a Monday, derived from the shipped date when the vessel left the port.

### Shipped\_week\_za

- The week of the year, starting on a Monday, derived from the shipped date when the vessel left the last South African POL. (NOT the port the container was loaded in)

## Glossary of Key Terms

### Year To Date (YTD)

- Year To Date (YTD) Data for the current season. The season dates are managed on commodity level.