



# CITRUS WEEKLY LOGISTICS REPORT – Week 22

30 May 2025 – Week 22 (Data supplied by PPECB & AGRIHUB (YTD data to week 21 only)/CGA VFG's/windy.com/CGA Team)

- Reported data reflects only production and export data from South Africa. Kindly contact [portia@cga.co.za](mailto:portia@cga.co.za) for production and export data sourced from eSwatini, Zimbabwe, Botswana and Namibia.
- Reported data can be supplemented further by Agrihub, PPECB, Agrigate One, eCert and CGA online Dashboards.
- The report is a work in progress and additional data and information will be added in future reports.
- Port Operational Representatives: Northern Corridor - Dave Watts, Central Corridor - Mitchell Brooke & Western Corridor - Antoinette van Heerden.

Compiled by -  
Mitchell Brooke  
[mitchell@cga.co.za](mailto:mitchell@cga.co.za)



**Citrus  
Growers'  
Association**  
OF SOUTHERN AFRICA



### DISCLAIMER:

*This information contained has been compiled with data presently available and is presented and made available in good faith but with the express condition that the Citrus Growers Association accepts no liability whatsoever for any loss or damage resulting from the use thereof.*



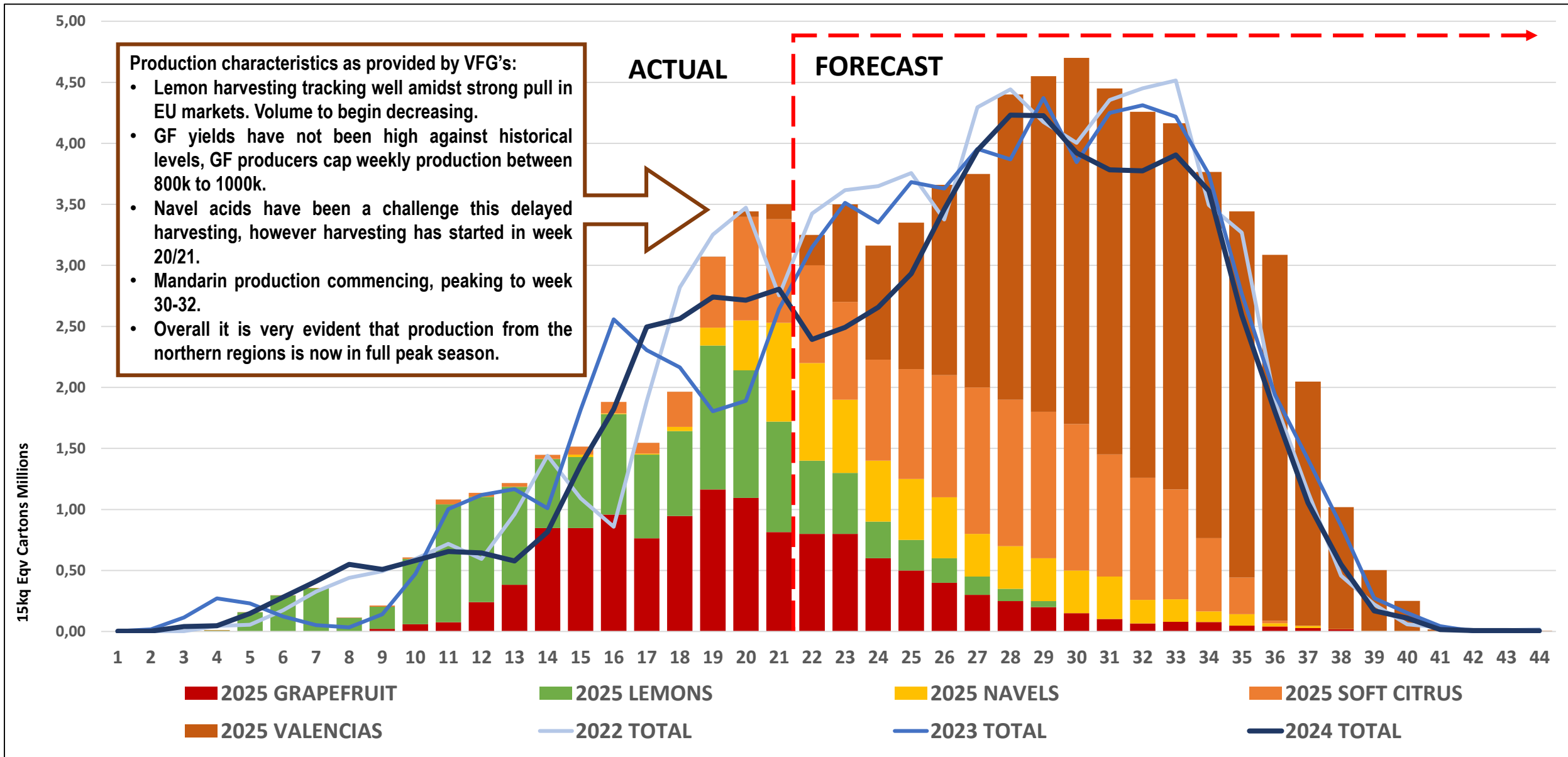


# YTD CITRUS PRODUCTION BY CORRIDOR BY COMMODITY

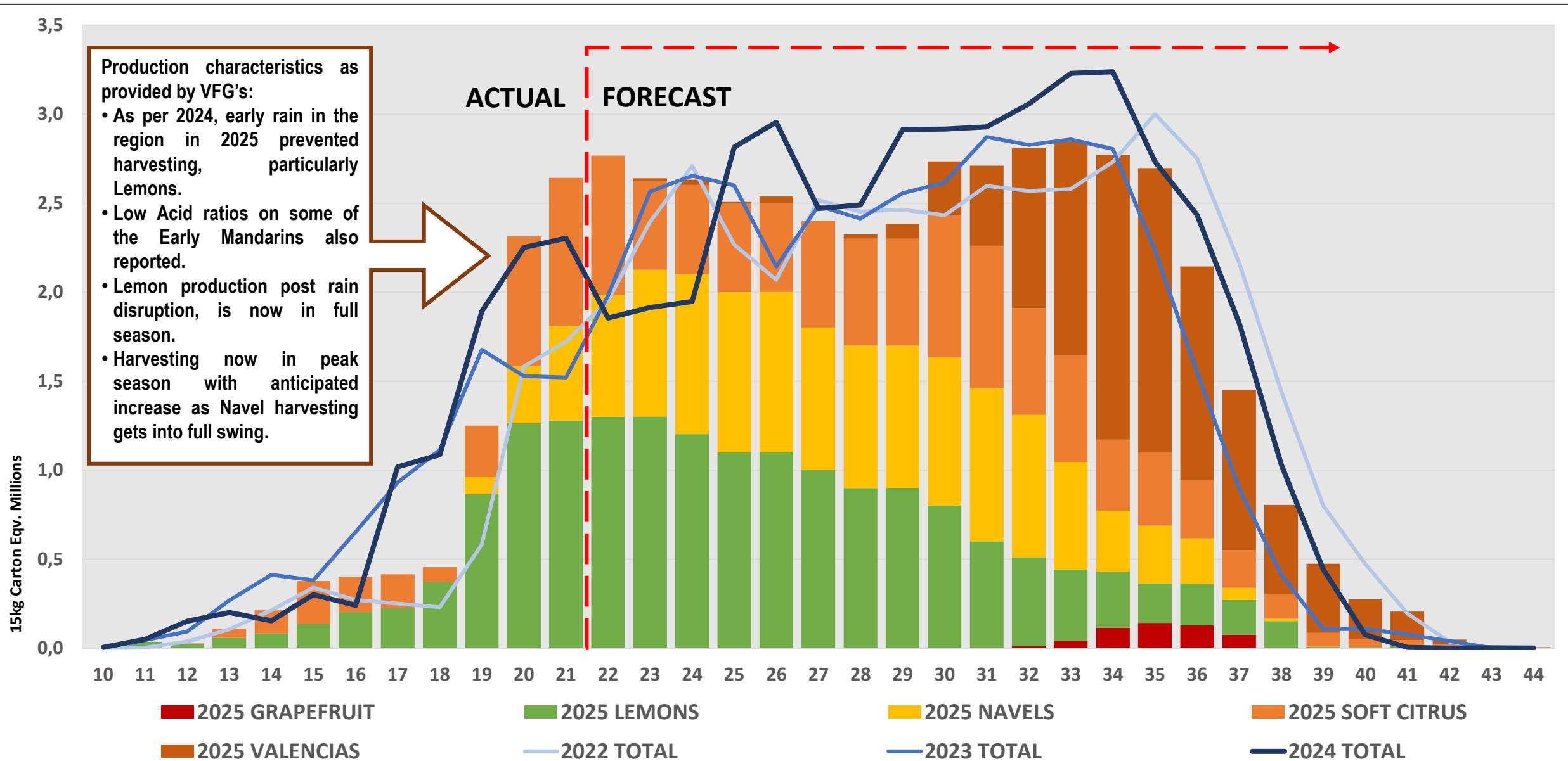
*Note: estimates will be updated as per amendments made by the VFG's latest estimates*

Sum of CGA 15kg Eqv. Cartons						2025 Total Estimate Ver:3	2024 Final Packed
Supplier Region	Product	2022 YTD	2023 YTD	2024 YTD	2025 YTD		
Eastern Cape Regions	GRAPEFRUIT		1 225	736		498 667	496 564
	LEMONS	2 885 428	4 895 445	5 440 318	4 558 114	16 882 000	19 077 633
	NAVELS	481 711	854 735	1 070 814	947 865	11 727 170	12 446 668
	SOFT CITRUS	1 946 325	2 882 883	3 144 754	2 744 993	12 401 860	11 633 722
	VALENCIAS					9 222 000	9 285 934
Eastern Cape Regions Total		5 313 464	8 634 288	9 656 623	8 250 972	50 731 697	52 940 521
Northern Regions	GRAPEFRUIT	9 612 000	8 110 063	8 443 559	8 220 050	12 931 663	12 525 469
	LEMONS	8 768 916	9 332 396	8 898 511	10 756 890	11 859 697	10 938 428
	NAVELS	1 304 164	1 395 674	1 828 581	1 441 419	6 724 020	5 938 962
	SOFT CITRUS	1 956 788	1 979 688	2 528 608	2 960 569	14 237 300	13 260 848
	VALENCIAS	74 060	122 226	69 890	174 970	36 234 304	33 865 756
Northern Regions Total		21 715 928	20 940 047	21 769 148	23 553 898	81 986 984	76 529 463
Western/Northern Cape Regions	GRAPEFRUIT	352 414	313 456	111 651	150 360	1 643 333	1 318 632
	LEMONS	1 048 424	1 472 674	1 279 764	1 147 058	4 500 000	4 395 901
	NAVELS	803 182	1 133 819	1 107 867	792 930	7 636 114	6 613 235
	SOFT CITRUS	2 412 171	3 961 890	4 190 044	4 177 791	18 226 659	16 735 081
	VALENCIAS	30 880	36 371	707	4 776	6 520 000	5 566 498
Western/Northern Cape Regions Total		4 647 071	6 918 210	6 690 033	6 272 915	38 526 107	34 629 347
Grand Total		31 676 463	36 492 545	38 115 804	38 077 785	171 244 788	164 099 331

## YTD NORTHERN CORRIDORS EXPORT PRODUCTION ACTUAL & FORECAST BY WEEK BY COMMODITY (15Kg Eqv. Cartons)

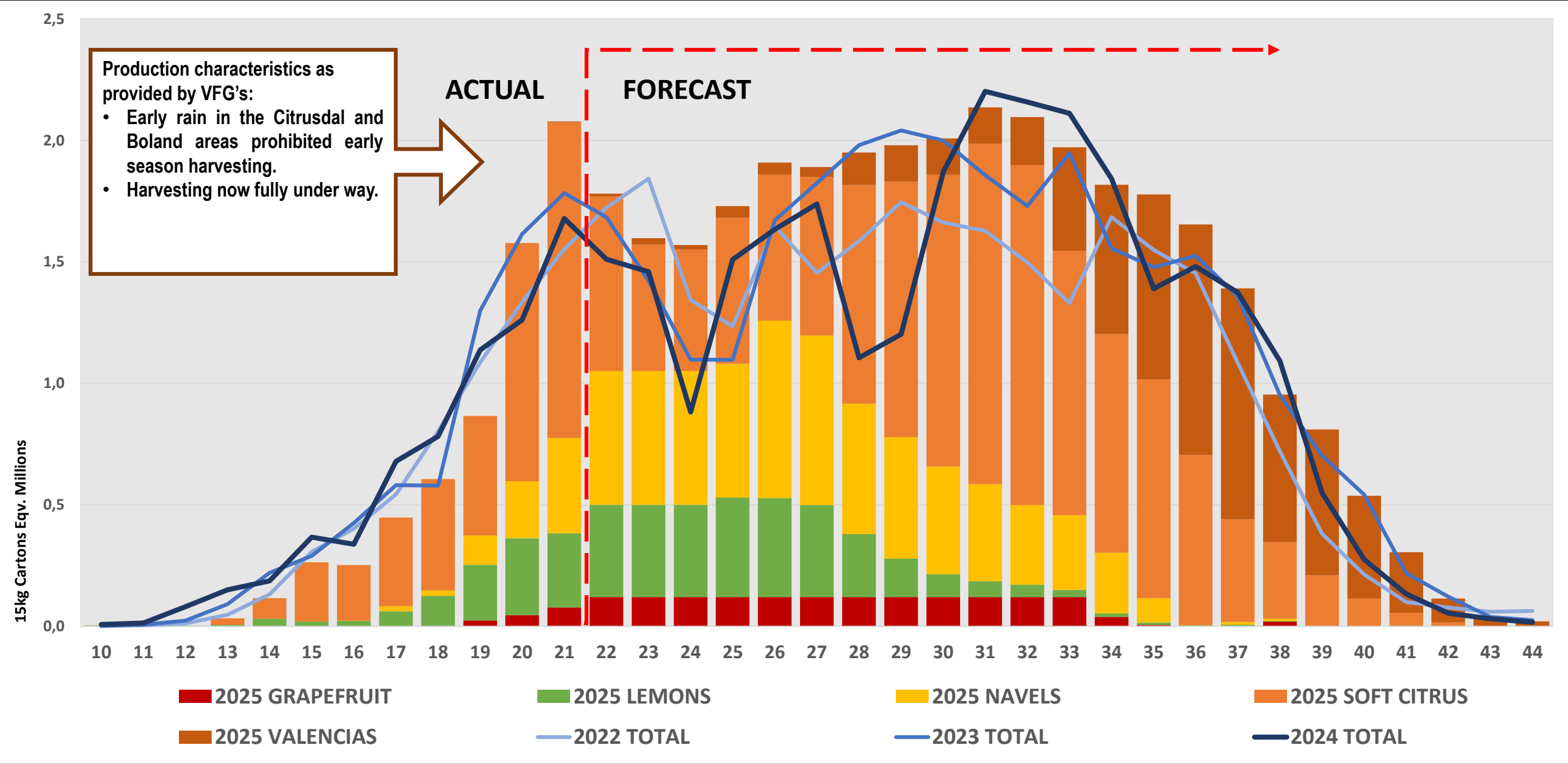


## YTD CENTRAL CORRIDORS EXPORT PRODUCTION ACTUAL & FORECAST BY WEEK BY COMMODITY (15Kg Eqv. Cartons)



# YTD WESTERN CORRIDORS EXPORT PRODUCTION ACTUAL & FORECAST BY WEEK BY COMMODITY

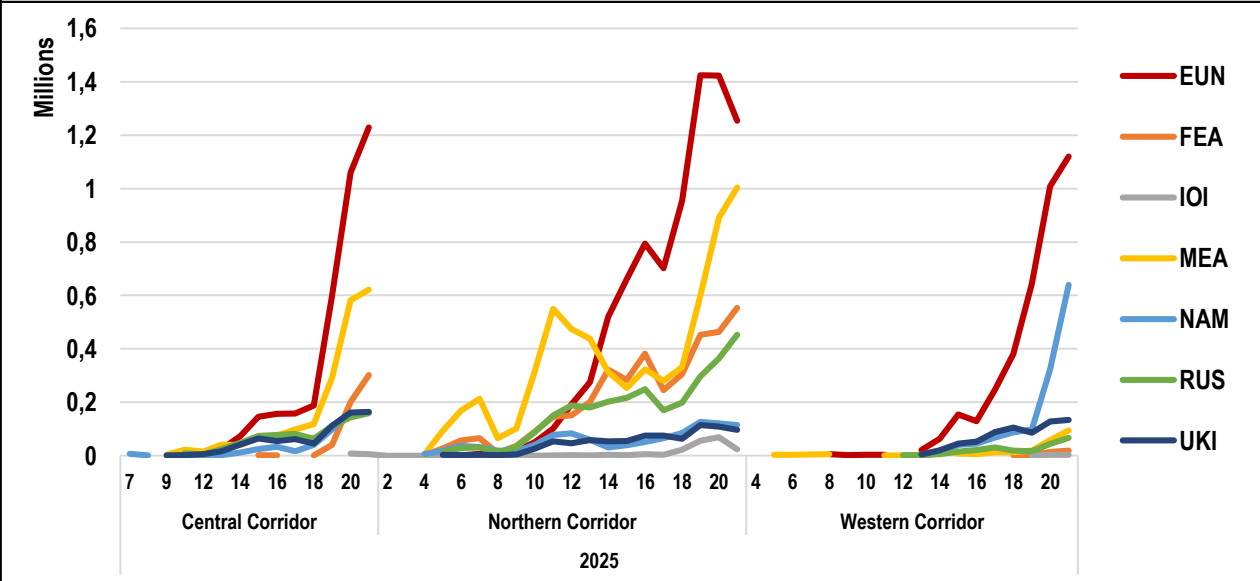
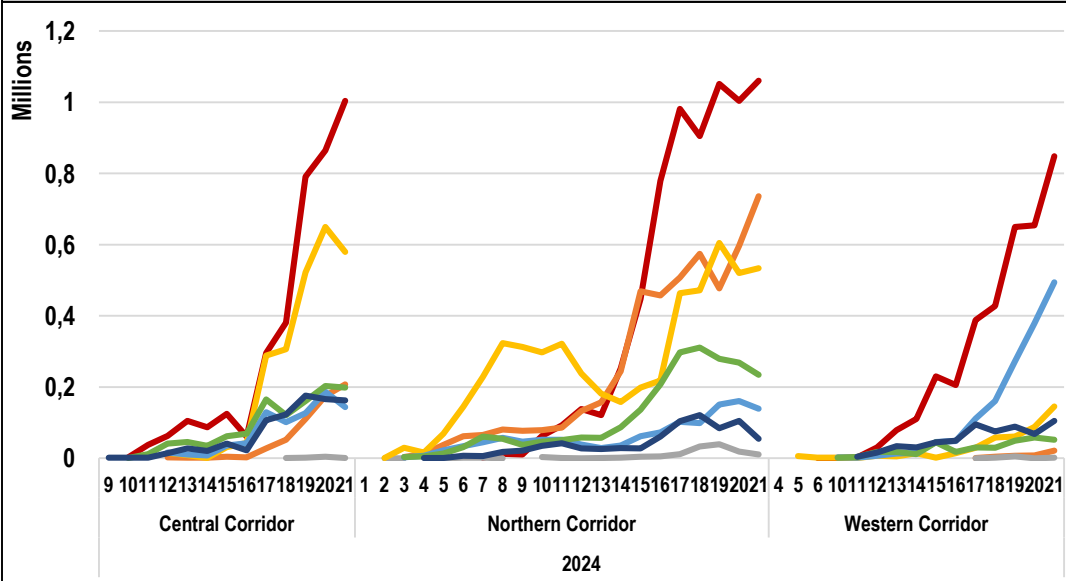
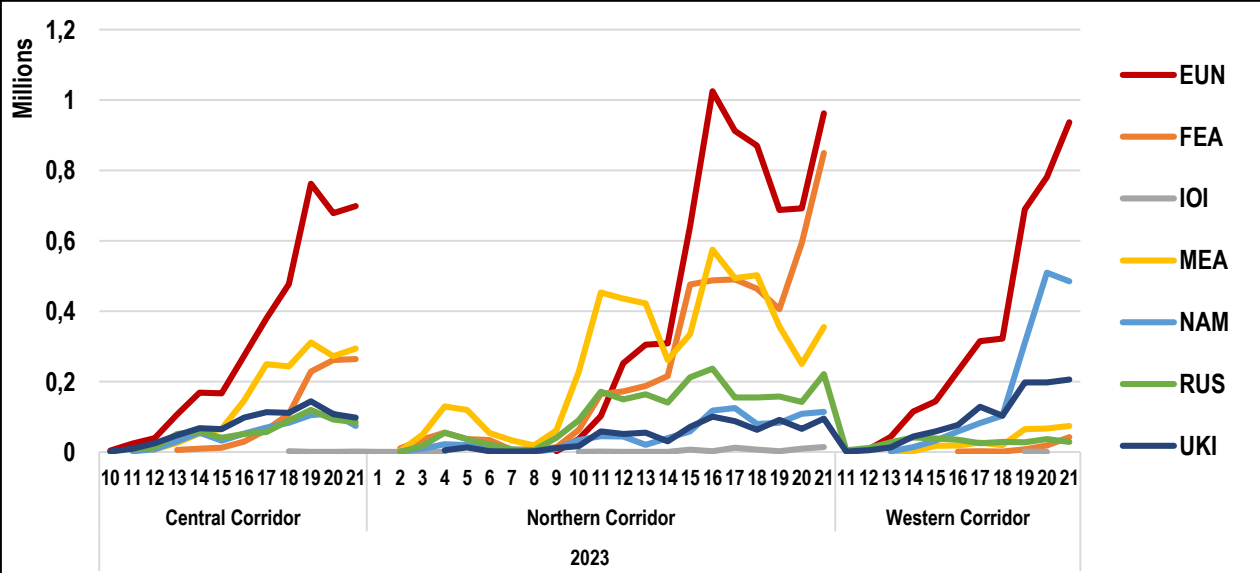
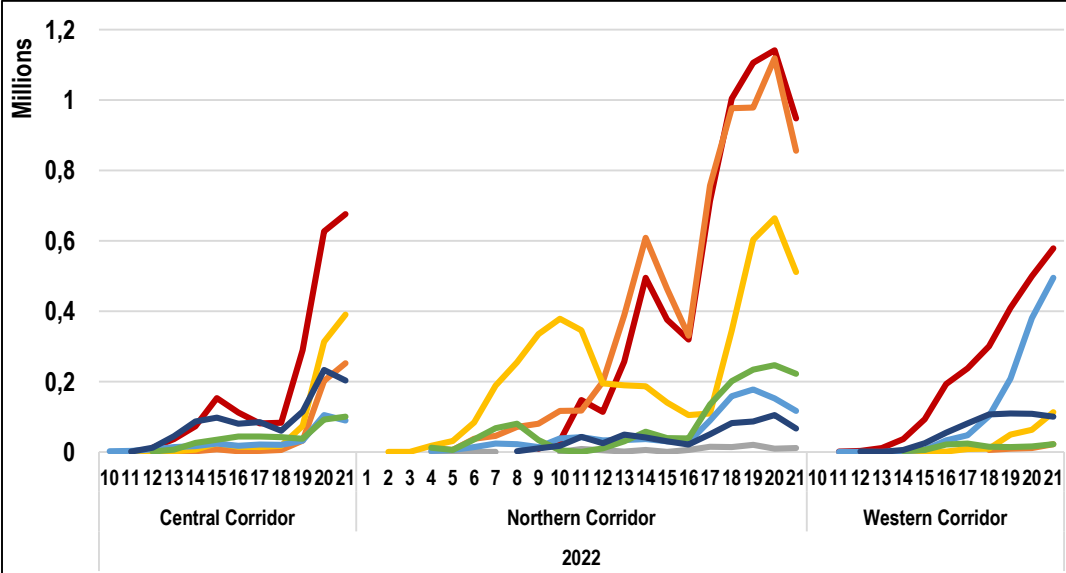
(15Kg Eqv. Cartons)



# 2022-2025 YTD TOTAL EXPORT PRODUCTION BY CORRIDOR REGION BY TARGET MARKET

(15Kg Eqv. Cartons)

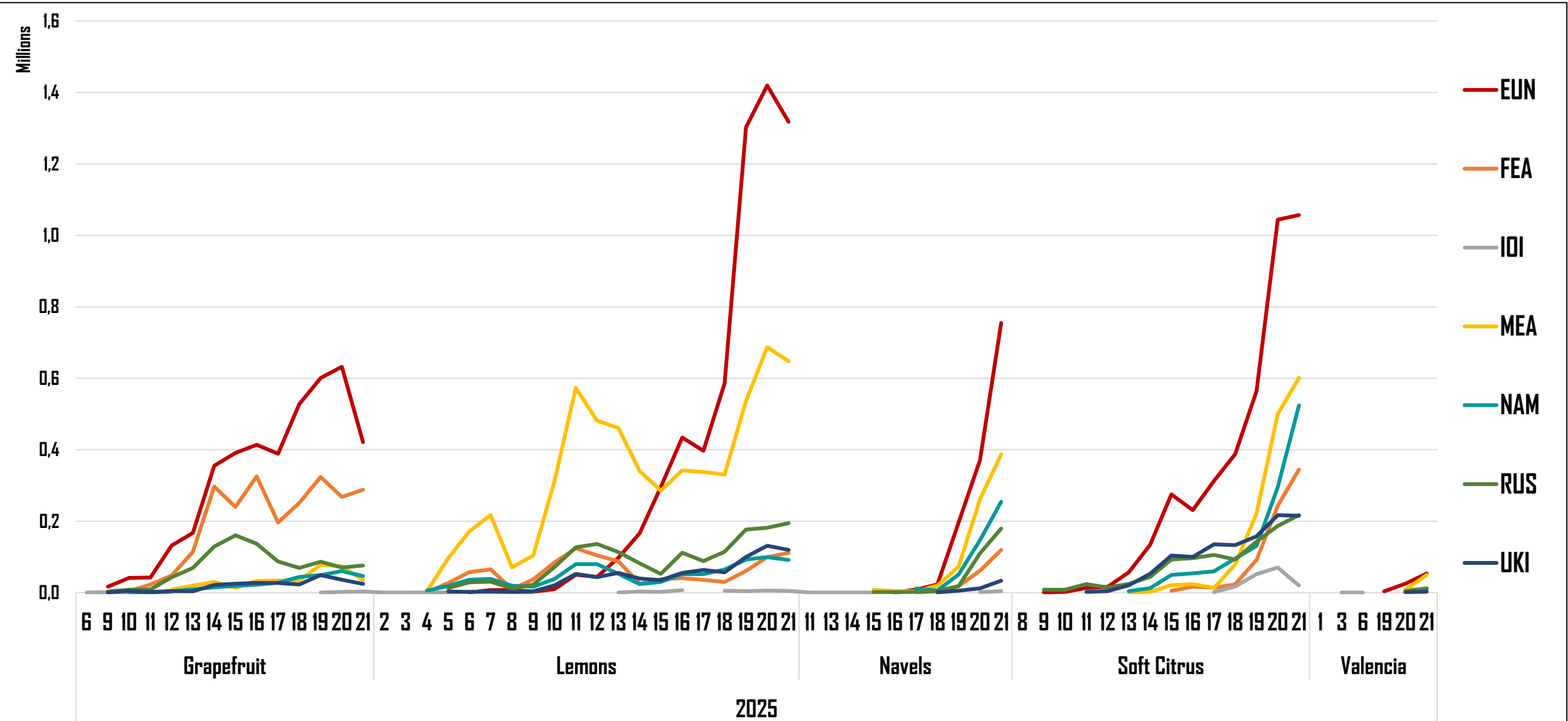
*Note: The data in the tables represents PPECB passed for export cartons at pack house level. Consignments would then be transported to point of inland/port storage and then be loaded out to containers or conventional vessels. It provides an early indication of the volume of product to be routed through the port system to intended target market. The dwell time for consignments being passed and physically being shipped and stacked at container terminals could be 7-14days.*



# 2025 YTD TOTAL EXPORT PRODUCTION BY COMMODITY BY TARGET MARKET

(15Kg Eqv. Cartons)

*Note: The data in the tables represents PPECB passed for export cartons at pack house level. Consignments would then be transported to point of inland/port storage and then be loaded out to containers or conventional vessels. It provides an early indication of the volume of product to be routed through the port system to intended target market. The dwell time for consignments being passed and physically being shipped and stacked at container terminals could be 7-14days.*





# YTD CITRUS EXPORT BY EXIT PORT BY SHIP MODE (SOURCE: PPECB)

Sum of Pallet Qty		Year				
Exit Port	Ship Mode	2021	2022	2023	2025	
Cape Town	Reefer Container	59 855	49 709	65 870	66 692	
	Specialized Reefer Ship	9 123	13 090	17 029	10 996	
Cape Town Total		68 978	62 799	82 899	77 688	
Durban	Reefer Container	213 629	182 140	182 607	215 961	
	Specialized Reefer Ship	48 149	11 052	33 263	24 573	
Durban Total		261 778	193 192	215 870	240 534	
PE/Coega	Reefer Container	34 096	17 042	59 105	42 684	
	Specialized Reefer Ship	1 111	657	95	770	
PE/Coega Total		35 207	17 699	59 200	43 454	
Maputo	Reefer Container		691	1 159		
Maputo Total			691	1 159		
Total by Ship Mode	Reefer Container	307 580	249 582	308 741	325 337	
	Specialized Reefer Ship	58 383	24 799	50 387	36 339	
Total All Ports		365 963	274 381	359 128	361 676	

YTD ACTUAL AND FORECAST EXPORTS IN REEFER CONTAINERS BY EXIT PORT (FEU)

CITRUS CONTAINERISED VOLUME SHIPPING STATISTICS - 2025 est																													
Week	Cape Town 2023 Act	Cape Town 2024 Act	Cape Town 2025 Est	Cape Town 2023 Act Acc.	Cape Town 2024 Act Acc.	Cape Town 2025 Est Acc.	Durban 2023 Act	Durban 2024 Act	Durban 2025 Est	Durban 2023 Act Acc.	Durban 2024 Act Acc.	Durban 2025 Est Acc.	PE/Ngqura 2023 Act	PE/Ngqura 2024 Act	PE/Ngqura 2025 Est	PE/Ngqura 2023 Act Acc.	PE/Ngqura 2024 Act Acc.	PE/Ngqura 2025 Est Acc.	Total 2023 Act	Total 2024 Act	Total 2025 Est	Total 2023 Act Acc.	Total 2024 Act Acc.	Total 2025 Est Acc.					
1	0	0	0	0	0	0				0	0	0	0	0	0	0	0	0	0	0	0	0	0	0	0				
2	0		0	0	0	0	1	0	0	1	0	0	0	0	0	0	0	0	0	1	0	0	1	0	0				
3	0	2	0	0	0	2	8	8	0	9	8	0	0	0	0	0	0	0	8	10	0	9	10	0	0				
4	0	0	0	0	2	0	28	7	0	37	15	0	0	0	0	0	0	0	28	7	0	37	17	0	0				
5	1	3	0	2	5	0	115	16	1	152	31	1	1	0	0	1	0	0	117	19	1	155	36	1	1				
6	0	2	4	2	7	4	154	107	13	306	138	14	0	0	0	1	0	0	154	109	17	309	145	18	18				
7	1	3	2	3	10	6	65	129	84	371	266	98	0	0	0	1	0	0	66	131	86	375	276	104	104				
8	0	1	13	3	11	19	73	146	191	444	412	289	0	0	0	1	0	0	73	147	205	448	423	309	309				
9	0	16	7	3	26	26	29	371	199	473	783	489	0	0	0	1	0	0	29	386	206	477	809	515	515				
10	0	7	12	3	33	38	43	271	60	516	1054	548	0	1	0	1	1	1	43	279	71	520	1088	586	586				
11	14	3	12	17	36	50	110	365	157	626	1419	705	0	0	1	1	1	1	124	368	170	644	1456	756	756				
12	20	9	25	36	45	75	436	217	374	1061	1637	1079	2	2	1	3	3	2	457	229	400	1101	1685	1156	1156				
13	83	8	34	120	53	109	338	507	515	1399	2144	1593	4	1	17	7	4	19	425	516	566	1526	2201	1721	1721				
14	150	29	61	270	82	170	421	291	553	1820	2435	2147	46	12	17	53	16	36	617	332	631	2142	2533	2352	2352				
15	285	365	74	555	447	243	685	553	645	2505	2988	2792	81	23	47	134	39	82	1050	941	765	3193	3474	3117	3117				
16	265	46	229	820	493	473	683	984	738	3188	3973	3530	94	10	115	228	49	198	1043	1040	1083	4236	4514	4200	4200				
17	249	114	175	1069	607	648	1180	1030	761	4368	5002	4291	257	205	111	484	254	309	1686	1349	1048	5921	5863	5248	5248				
18	538	198	380	1607	805	1028	1216	1210	845	5585	6212	5136	616	203	230	1100	457	538	2370	1611	1455	8292	7473	6702	6702				
19	206	1030	241	1813	1835	1269	1314	1226	1153	6899	7438	6289	249	489	139	1349	945	677	1769	2744	1532	10061	10218	8235	8235				
20	1225	516	552	3038	2351	1820	1082	1781	1058	7981	9219	7347	1074	876	362	2424	1821	1039	3382	3173	1972	13443	13391	10207	10207				
21	255	1090	890	3293	3441	2710	1149	1690	2222	9130	10909	9569	532	918	767	2955	2739	1806	1936	3698	3878	15379	17089	14085	14085				
22	1104	603	1000	4397	4044	3710	1526	1468	2000	10657	12377	11569	717	774	1250	3672	3513	3056	3347	2844	4250	18726	19934	18335	18335				
23	1237	1063	1250	5635	5107	4960	1992	1277	2000	12648	13653	13569	1034	716	1250	4706	4229	4306	4263	3056	4500	22989	22989	22835	22835				
24	886	678	1250	6521	5785	6210	1041	1748	2000	13689	15402	15569	776	1043	1250	5482	5272	5556	2703	3469	4500	25691	26458	27335	27335				
25	318	875	1250	6839	6660	7460	1599	1089	2000	15288	16490	17569	1453	1236	1250	6934	6508	6806	3370	3200	4500	29061	29658	31835	31835				
26	1005	656	1250	7843	7316	8710	1153	1882	2000	16442	18373	19569	1664	1499	1250	8598	8007	8056	3822	4037	4500	32883	33695	36335	36335				
27	1195	997	1250	9039	8313	9960	2470	2051	2500	18912	20424	22069	847	1123	1250	9445	9130	9306	4512	4172	5000	37395	37867	41335	41335				
28	1204	1191	1400	10243	9504	11360	2088	2480	3000	20999	22904	25069	1212	1262	1250	10657	10392	10556	4504	4933	5650	41899	42800	46985	46985				
29	1543	1040	1400	11786	10544	12760	3077	2233	3000	24077	25137	28069	2110	1380	1500	12767	11772	12056	6731	4653	5900	48629	47453	52885	52885				
30	1779	1097	1400	13565	11641	14160	3830	2756	3000	27907	27893	31069	1251	1993	1500	14018	13766	13556	6860	5847	5900	55490	53300	58785	58785				
31	1314	1146	1400	14878	12787	15560	2727	2026	3250	30634	29920	34319	2350	1257	1500	16369	15023	15056	6391	4429	6150	61880	57730	64935	64935				
32	767	1487	1400	15645	14275	16960	2321	2540	3250	32955	32460	37569	1662	1690	1500	18030	16713	16556	4750	5718	6150	66630	63447	71085	71085				
33	1109	1181	1400	16754	15456	18360	2297	2426	3250	35252	34886	40819	1602	1674	1500	19632	18387	18056	5007	5281	6150	71637	68729	77235	77235				
34	703	1319	1400	17457	16775	19760	2197	1912	3000	37449	36798	43819	1536	2010	1500	21168	20397	19556	4436	5241	5900	76074	73970	83135	83135				
35	1224	1097	1250	18681	17871	21010	1765	1948	2500	39214	38746	46319	1342	1207	1500	22511	21604	21056	4332	4252	5250	80406	78221	88385	88385				
36	1061	1754	1250	19742	19625	22260	888	1263	2250	40102	40009	48569	949	1356	1250	23460	22960	22306	2898	4373	4750	83304	82594	93135	93135				
37	660	1470	1000	20402	21096	23260	799	1493	2000	40901	41503	50569	514	1319	1250	23973	24278	23556	1973	4282	4250	85276	86877	97385	97385				
38	747	999	750	21149	22095	24010	724	641	1750	41625	42144	52319	194	1427	1250	24168	25706	24806	1666	3068	3750	86942	89945	101135	101135				
39	371	558	500	21520	22653	24510	338	357	1500	41963	42501	53819	16	694	650	24184	26399	25456	725	1609	2650	87667	91553	103785	103785				
40	204	614	300	21724	23267	24810	107	148	1000	42070	42649	54819	14	419	400	24198	26818	25856	325	1182	1700	87992	92735	105485	105485				
41	90	138	250	21814	23405	25060	8	105	500	42078	42755	55319	2	60	200	24200	26879	26056	100	304	950	88092	93039	106435	106435				
42	42	84	100	21856	23489	25160	6	3	250	42084	42758	55569	3	0	100	24203	26879	26156	51	88	450	88143	93126	106885	106885				
43	14	20	50	21870	23509	25210	3	2	100	42087	42760	55669	4	1	50	24207	26880	26206	21	23	200	88164	93149	107085	107085				
44	3	5	25	21873	23514	25235	1	1	50	42088	42761	55719	2	0	0	24209	26880	26206	7	6	75	88170	93155	107160	107160				
21 879			23 523			25 237			Est 2025			25 000			42 088			42 762			55 719			Est 2025			55 000		
</																													

# YTD CITRUS EXPORT BY EXIT PORT BY TARGET REGION (PALLET)

*Note: we are noting the anomaly in the high export volume from ZAPLZ/ZAZBA in 2023 and are investigating*

Sum of Plt_Qty  CGARegionReportAsDesc	Load_Port																			
	MZMPM				ZACPT				ZADUR				ZAPLZ/ZAZBA				Grand Total			
	2025	2024	2023	2022	2025	2024	2023	2022	2025	2024	2023	2022	2025	2024	2023	2022	2025	2024	2023	2022
Africa and Islands		-	-	-	401	937	1 207	575	2 762	3 565	2 530	1 976	187	386	1 293	285	3 350	4 888	5 030	2 836
Europe/NWC		-	-	-	23 252	20 935	27 676	25 279	61 179	42 520	50 451	43 395	15 914	11 791	36 035	7 328	100 345	75 246	114 162	76 002
Far East Asia		20	-	48	40	60	921	134	30 827	36 779	36 322	50 649	460	49	1 427	300	31 327	36 908	38 670	51 131
Middle East		1 437	1 203	-	1 948	3 223	3 092	1 657	64 305	57 220	66 548	43 021	13 569	17 985	32 959	8 358	79 822	79 866	103 802	53 036
North-America		-	-	-	10 584	12 208	14 402	12 044	8 407	12 605	9 908	5 912	1 654	4 298	9 563	1 912	20 644	29 111	33 873	19 868
Russian Federation		-	-	-	16 026	16 533	18 456	7 946	24 327	25 449	28 612	12 989	578	2 543	3 190	857	40 931	44 525	50 258	21 792
South East Asia		120	-	285	121	22	1 102	470	6 081	5 980	10 648	9 526	620	100	2 518	-	6 822	6 222	14 268	10 281
South EU/Med/Black Sea		-	-	-	539	820	1 489	1 277	9 235	12 364	9 135	5 592	3 743	7 037	9 680	1 531	13 517	20 222	20 304	8 400
South West Asia		-	91	-	20	48	686	111	710	1 724	2 552	1 400	560	305	1 277	75	1 290	2 077	4 606	1 586
UK/Ireland		-	-	-	22 080	20 515	29 460	19 209	9 533	10 585	9 723	7 466	7 962	9 231	13 267	4 722	39 575	40 331	52 450	31 397
Grand Total		1 577	1 294	333	75 011	75 302	98 491	68 702	217 366	208 791	226 429	181 926	45 246	53 726	111 209	25 368	337 623	339 396	437 423	276 329



# YTD CITRUS EXPORT BY EXIT PORT BY COMMODITY (PALLETS)

*Note: we are noting the anomaly in the high export volume from ZAPLZ/ZAZBA in 2023 and are investigating*

Sum of Plt_Qty  CGAReportVariety2Desc	Load_Port																			
	MZMPM				ZACPT				ZADUR				ZAPLZ/ZAZBA				Grand Total			
	2025	2024	2023	2022	2025	2024	2023	2022	2025	2024	2023	2022	2025	2024	2023	2022	2025	2024	2023	2022
EARLY MANDARINS		-	24	-	41 337	53 342	57 650	40 004	9 350	10 418	10 545	8 853	13 739	12 705	17 059	5 420	64 426	76 465	85 278	54 277
GRAPEFRUIT		-	-	-	2 512	946	2 493	6 930	87 130	84 255	82 362	82 325	80	60	1 516	3 639	89 722	85 261	86 371	92 894
LATE MANDARINS		-	264	-	7 264	1 855	6 072	743	6 955	10 735	7 806	3 940	307	317	177	91	14 526	12 908	14 319	4 774
LEMONS		1 439	924	288	19 976	14 340	27 270	17 466	110 125	96 336	116 274	82 034	27 553	36 414	78 766	15 373	157 654	148 529	223 234	115 161
NAVELS		138	82	45	3 919	4 775	5 003	3 559	3 617	7 047	8 103	4 628	3 568	4 230	13 953	825	11 103	16 190	27 141	9 057
VALENCIAS		-	-	-	3	44	3	-	228	-	1 339	146	-	-	-	20	231	44	1 342	166
Grand Total	-	1 577	1 294	333	75 010	75 302	98 491	68 702	217 406	208 791	226 429	181 926	45 246	53 726	111 471	25 368	337 663	339 396	437 685	276 329



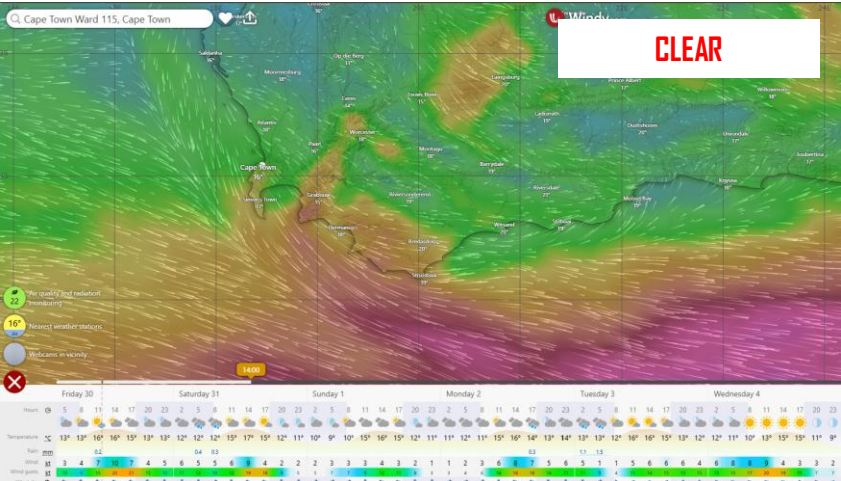


# PPECB WEEKLY REGIONAL OPERATIONAL DATA OVERVIEW – Week 21

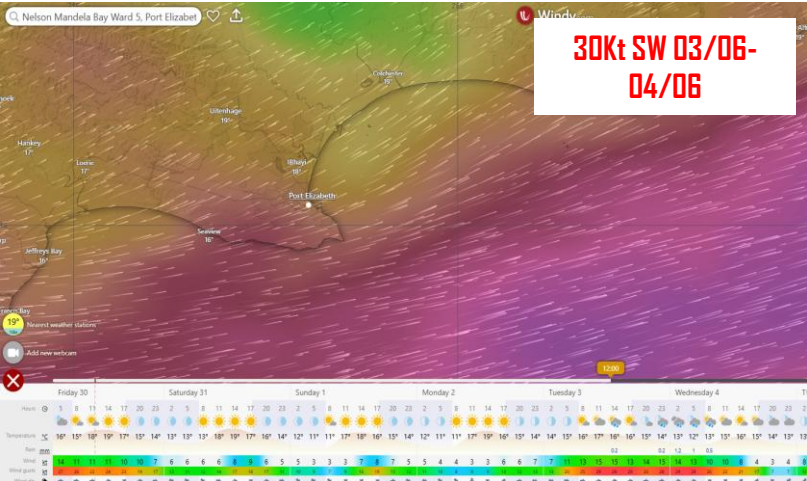
REGIONS	DURBAN	EC	CPT	SOUTH	NORTH	TOTAL
Container Cleanliness Inspection	3239	2369	1682	0	69	7359
Container Cleanliness Rejection	458	394	195	0	1	1048
Percentage Rejections	14%	11.8%	12%	0%	1%	
2024						
Total Cold Stores handling Citrus			8	37	5	
Total Cold Storage Capacity	88150	41963	42500	30780	13858	
Pallets under cooling	57667	19500	7800	8867	870	
Percentage - Occupancy	65%	46%	18%	29%	6,2%	
Total Normal Containers	1245	1122	450	305	85	3207
Total Cold Treatment Containers	231	0	98	13	0	342
Total Containers Stuffed	1476	1122	548	318	85	3549
2024						
Specialised Refrigerated Vessels	2	1	1	0	0	4
No. of non-cold treatment vessels	2	1	1	0	0	4
No of pallets - Citrus	11251	1846	1548	0	0	14645
No of cold treatment vessels	0	0	0	0	0	
No of pallets	0	0	0	0	0	
Unplugged Containers - Terminals	0	0	0	0	0	
Quality/ Concerns	0	0	0	0	0	
Any other comments						

# SOUTHERN AFRICAN 7 DAY WEATHER FORECAST

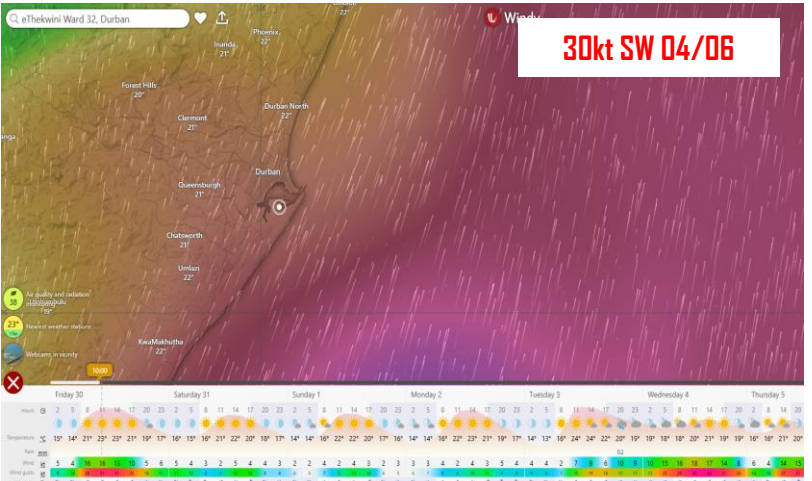
CAPE TOWN 7 DAY WIND FORECAST



ALGOA BAY 7 DAY WIND FORECAST



DURBAN 7 DAY WIND FORECAST



NATIONAL 7 DAY RAIN FORECAST


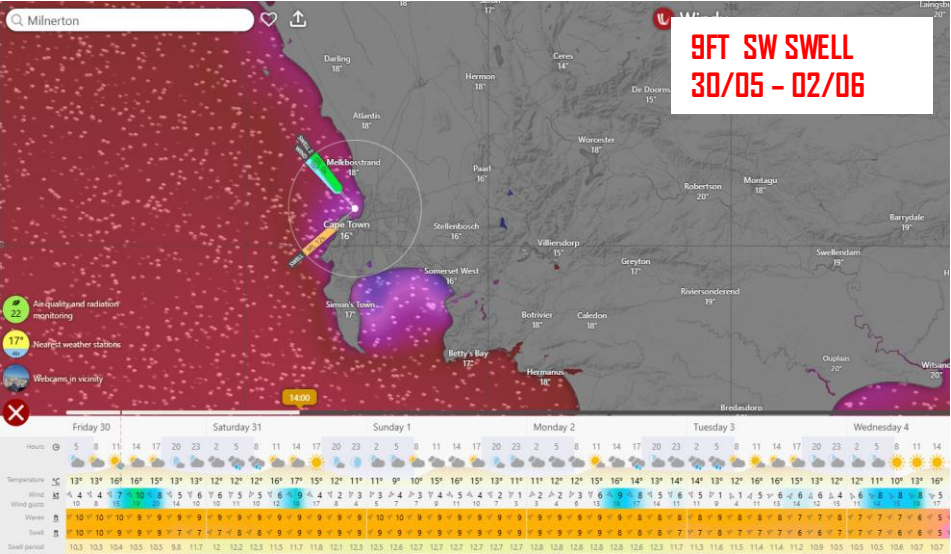
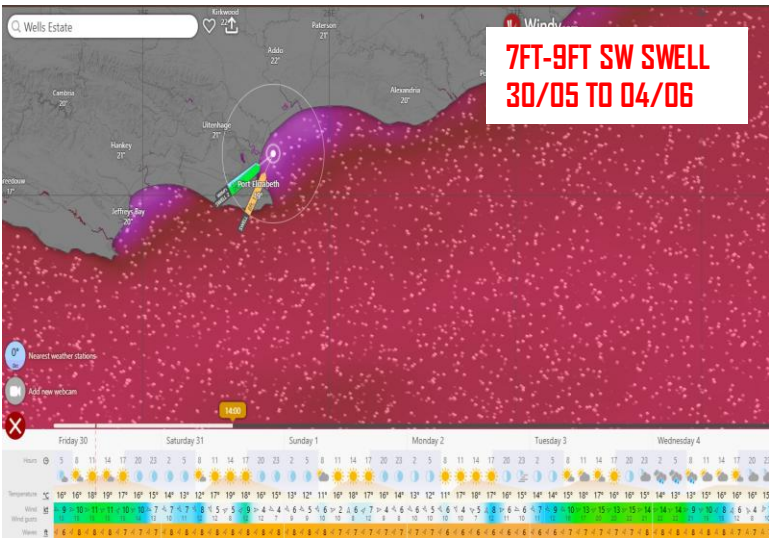


TABLE BAY 7 DAY SWELL FORECAST



ALGOA BAY 7 DAY SWELL FORECAST



# WEEK 21/22 GLOBAL LOGISTICS NEWSFLASH SCAN

- 🍊 MSC confirms weekly continuation of SA-US direct sailings: [https://www.freightnews.co.za/article/msc-confirms-weekly-continuation-sa-us-direct-sailings?utm\\_source=newsletter&utm\\_medium=email&utm\\_campaign=daily-news-2025-05-27&utm\\_content=msc-confirms-weekly-continuation-of-sa-us-direct-sailings](https://www.freightnews.co.za/article/msc-confirms-weekly-continuation-sa-us-direct-sailings?utm_source=newsletter&utm_medium=email&utm_campaign=daily-news-2025-05-27&utm_content=msc-confirms-weekly-continuation-of-sa-us-direct-sailings)
- 🍊 Creecy announces R51bn guarantee for Transnet: [https://www.freightnews.co.za/article/creecy-announces-r51bn-guarantee-transnet?utm\\_source=newsletter&utm\\_medium=email&utm\\_campaign=daily-news-2025-05-23&utm\\_content=creecy-announces-r51bn-guarantee-for-transnet](https://www.freightnews.co.za/article/creecy-announces-r51bn-guarantee-transnet?utm_source=newsletter&utm_medium=email&utm_campaign=daily-news-2025-05-23&utm_content=creecy-announces-r51bn-guarantee-for-transnet)
- 🍊 Godongwana's fuel levy hike to hit consumers hard: [https://www.freightnews.co.za/article/godongwanas-fuel-levy-hike-hit-consumers-hard?utm\\_source=newsletter&utm\\_medium=email&utm\\_campaign=daily-news-2025-05-22&utm\\_content=godongwana%E2%80%99s-fuel-levy-hike-to-hit-consumers-hard](https://www.freightnews.co.za/article/godongwanas-fuel-levy-hike-hit-consumers-hard?utm_source=newsletter&utm_medium=email&utm_campaign=daily-news-2025-05-22&utm_content=godongwana%E2%80%99s-fuel-levy-hike-to-hit-consumers-hard)
- 🍊 Citrus industry backs Transnet guarantee, PSP progress: <https://www.freshplaza.com/africa/article/9735239/citrus-industry-backs-transnet-guarantee-psp-progress/>
- 🍊 South Africa's citrus exports rise 21%: <https://www.freshplaza.com/africa/article/9733594/south-africa-s-citrus-exports-rise-21/>
- 🍊 A third-party arbiter proposed a higher wage offer to South Africa's State-owned ports and rail company and its unions in a bid to stave off a potential strike by thousands of logistics workers: <https://www.engineeringnews.co.za/article/south-africa-arbiter-proposes-more-pay-to-avoid-logistics-strike-2025-05-21>
- 🍊 R285m Port of Richards Bay container facility to be operational in 2028: <https://www.engineeringnews.co.za/article/r285m-port-of-richards-bay-container-facility-to-be-operational-in-2028-2025-05-20>
- 🍊 Bayhead Road Rehabilitation project set to commence from 3 June 2025: <https://acrobat.adobe.com/id/urn:aaid:sc:EU:261a5d95-0a5a-42be-8d51-3d9d2717b96b>
- 🍊 Maersk opens Cape Town cold store for fruit exports: [https://www.freshplaza.com/africa/article/9736614/maersk-opens-cape-town-cold-store-for-fruit-exports/?utm\\_medium=email](https://www.freshplaza.com/africa/article/9736614/maersk-opens-cape-town-cold-store-for-fruit-exports/?utm_medium=email)