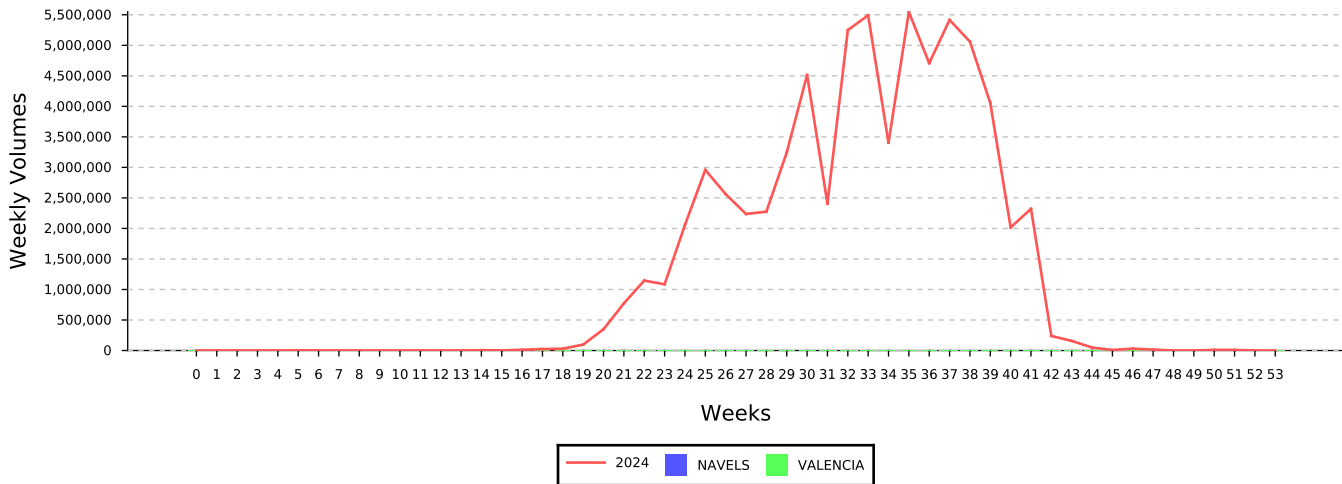


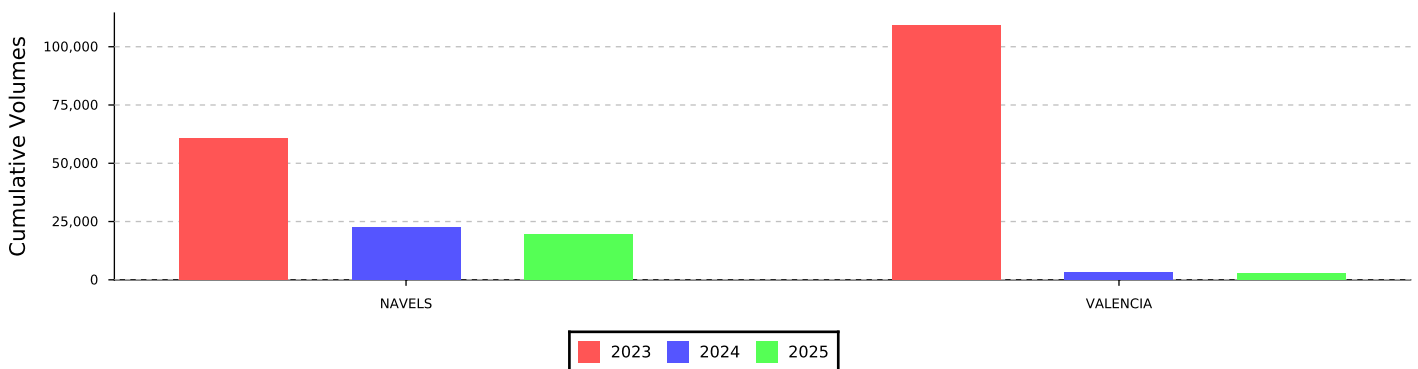
## ORANGES (15.00 kg Cartons )

Selected ORANGES Varieties Exported



Region	Weekly volumes - Week 16									Cumulative volumes - YTD - week 16								
	2024 Air	2024 Ship	2024 Total	2025 Air	2025 Ship	2025 Total	Diff	%Diff		2024 Air	2024 Ship	2024 Total	2025 Air	2025 Ship	2025 Total	Diff	%Diff	Dist
Africa and Islands	0	0	0	0	1,773	1,773	1,773	%		0	832	832	0	3,687	3,687	2,855	343%	17 %
Asia	0	0	0	0	0	0	0			0	0	0	0	0	0	0		0 %
Canada	0	9,199	9,199	0	7,946	7,946	-1,253	-14%		0	15,913	15,913	0	7,946	7,946	-7,967	-50%	36 %
China	0	0	0	0	0	0	0			0	0	0	0	0	0	0		0 %
Europe	0	0	0	0	0	0	0			0	6,604	6,604	0	5,676	5,676	-928	-14%	26 %
Middle East	0	2,413	2,413	0	1,664	1,664	-749	-31%		0	2,413	2,413	0	3,454	3,454	1,041	43%	16 %
North-America	0	0	0	0	0	0	0			0	0	0	0	0	0	0		0 %
Other	0	0	0	0	0	0	0			0	0	0	0	0	0	0		0 %
Russian Federation	0	0	0	0	0	0	0			0	0	0	0	0	0	0		0 %
South East Asia	0	0	0	0	1,495	1,495	1,495	%		0	0	0	0	1,495	1,495	1,495	%	7 %
United Kingdom	0	0	0	0	0	0	0			0	0	0	0	0	0	0		0 %
United States	0	0	0	0	0	0	0			0	0	0	0	0	0	0		0 %
<b>Total</b>	<b>0</b>	<b>11,612</b>	<b>11,612</b>	<b>0</b>	<b>12,878</b>	<b>12,878</b>	<b>1,266</b>	<b>11%</b>		<b>0</b>	<b>25,762</b>	<b>25,762</b>	<b>0</b>	<b>22,258</b>	<b>22,258</b>	<b>-3,504</b>	<b>-14%</b>	

Major Cultivars Currently Exported



Cumulative volumes - YTD	Africa and Islands	Asia	Canada	China	Europe	Middle East	North-America	Other	Russian Federation	South East Asia	United Kingdom	United States	Total
LATE NAVAL	0	0	0	0	0	0	0	0	0	0	0	0	0
NAVELS	3,437	0	7,946	0	4,992	1,807	0	0	0	1,495	0	0	19,678
RED NAVAL	0	0	0	0	0	0	0	0	0	0	0	0	0
UNKNOWN	0	0	0	0	0	0	0	0	0	0	0	0	0

**Indemnity:**  
Agri-hub shall take all reasonable precautions to ensure that any information and data provided by Agri-hub from its information sources are correct. Neither Agri-hub nor any of its directors, employees or information sources take any responsibility for action or losses that might occur as a result of the

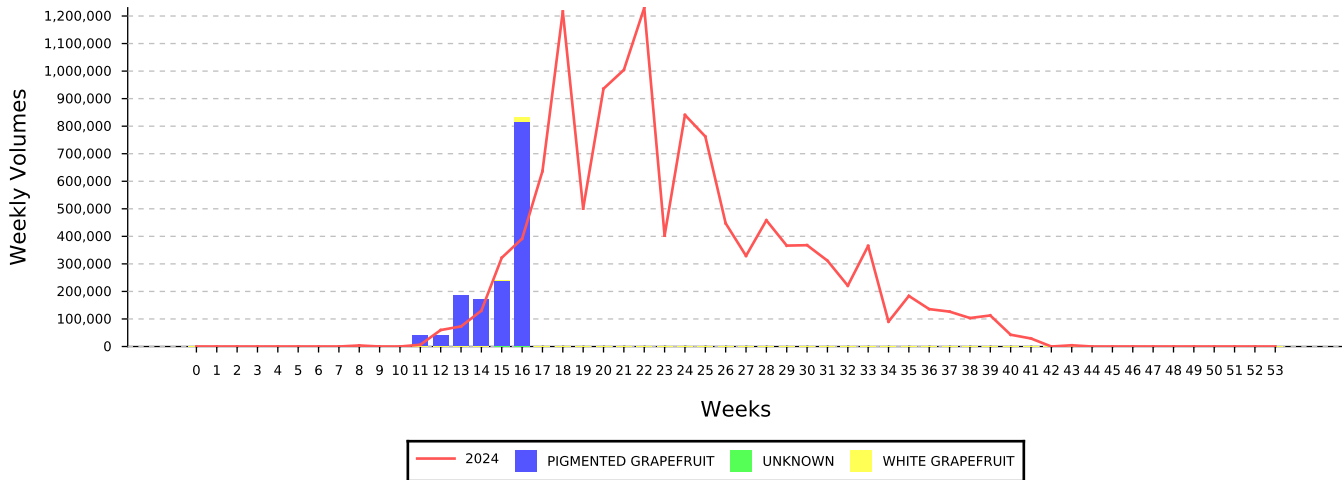
Cumulative volumes - YTD	Africa and Islands	Asia	Canada	China	Europe	Middle East	North-America	Other	Russian Federation	South East Asia	United Kingdom	United States	Total
VALENCIA	250	0	0	0	684	1,646	0	0	0	0	0	0	2,580
Total	3,687	0	7,946	0	5,676	3,454	0	0	0	1,495	0	0	22,258

Historical week's export figures for the previous season (2024)

		Africa and Islands	Asia	Canada	China	Europe	Middle East	North-America	Other	Russian Federation	South East Asia	United Kingdom	United States	Total Region Desc
Week 16	LATE NAVEL	0	0	0	0	0	0	0	0	0	0	0	0	0
	NAVELS	0	0	9,199	0	0	2,413	0	0	0	0	0	0	11,612
	RED NAVEL	0	0	0	0	0	0	0	0	0	0	0	0	0
	UNKNOWN	0	0	0	0	0	0	0	0	0	0	0	0	0
	VALENCIA	0	0	0	0	0	0	0	0	0	0	0	0	0
	Total Variety Group	0	0	9,199	0	0	2,413	0	0	0	0	0	0	11,612
Week 17	LATE NAVEL	0	0	0	0	0	0	0	0	0	0	0	0	0
	NAVELS	291	0	250	0	14,005	9,235	0	0	0	0	0	0	23,781
	RED NAVEL	0	0	0	0	0	0	0	0	0	0	0	0	0
	UNKNOWN	0	0	0	0	0	0	0	0	0	0	0	0	0
	VALENCIA	0	0	0	0	0	0	0	0	0	0	0	0	0
	Total Variety Group	291	0	250	0	14,005	9,235	0	0	0	0	0	0	23,781
Week 18	LATE NAVEL	0	0	0	0	0	0	0	0	0	0	0	0	0
	NAVELS	1,862	0	4,659	0	1,664	16,950	0	0	946	1,323	1,664	0	29,068
	RED NAVEL	0	0	0	0	0	0	0	0	0	0	0	0	0
	UNKNOWN	0	0	0	0	0	0	0	0	0	0	0	0	0
	VALENCIA	0	0	0	0	0	0	0	0	0	0	0	0	0
	Total Variety Group	1,862	0	4,659	0	1,664	16,950	0	0	946	1,323	1,664	0	29,068
Total week		2,153	0	14,108	0	15,669	28,598	0	0	946	1,323	1,664	0	64,461

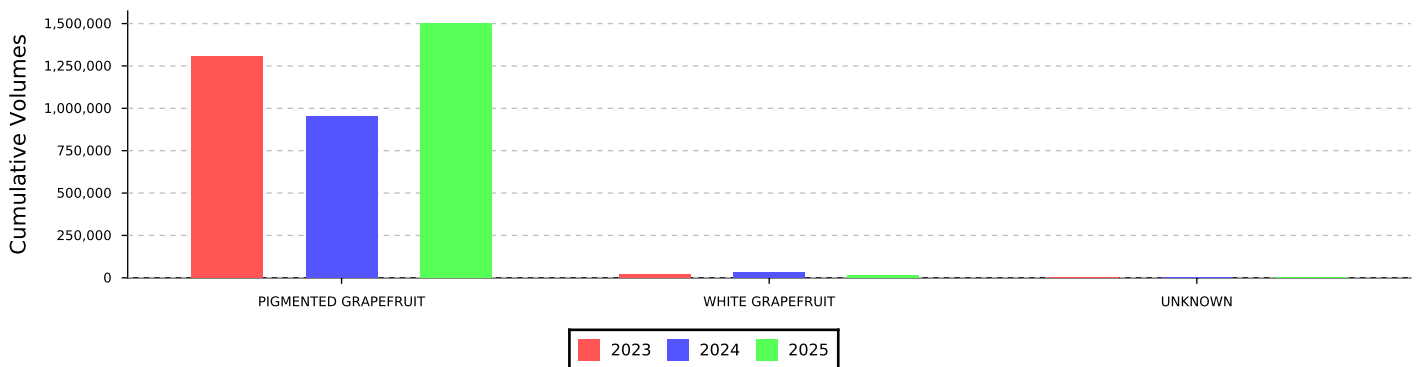
## GRAPEFRUIT (17.00 kg Cartons )

Selected GRAPEFRUIT Varieties Exported



	Weekly volumes - Week 16								Cumulative volumes - YTD - week 16								
Region	2024 Air	2024 Ship	2024 Total	2025 Air	2025 Ship	2025 Total	Diff	%Diff	2024 Air	2024 Ship	2024 Total	2025 Air	2025 Ship	2025 Total	Diff	%Diff	Dist
Africa and Islands	0	1,298	1,298	0	5,649	5,649	4,351	335%	0	7,191	7,191	0	10,443	10,443	3,252	45%	1 %
Asia	0	23,029	23,029	0	180,466	180,466	157,437	684%	0	31,253	31,253	0	200,711	200,711	169,458	542%	13 %
Canada	0	8,014	8,014	0	12,972	12,972	4,958	62%	0	32,009	32,009	0	27,199	27,199	-4,811	-15%	2 %
China	0	137,458	137,458	0	73,626	73,626	-63,832	-46%	0	275,267	275,267	0	185,071	185,071	-90,196	-33%	12 %
Europe	0	90,735	90,735	0	484,781	484,781	394,047	434%	0	410,282	410,282	0	868,025	868,025	457,744	112%	57 %
Middle East	0	21,955	21,955	0	6,127	6,127	-15,828	-72%	0	38,081	38,081	0	50,490	50,490	12,409	33%	3 %
North-America	0	0	0	0	0	0	0		0	0	0	0	0	0	0		0 %
Other	0	0	0	0	0	0	0		0	0	0	0	0	0	0		0 %
Russian Federation	0	51,944	51,944	0	26,443	26,443	-25,502	-49%	0	74,856	74,856	0	96,746	96,746	21,890	29%	6 %
South East Asia	0	50,175	50,175	0	12,821	12,821	-37,353	-74%	0	92,735	92,735	0	35,276	35,276	-57,459	-62%	2 %
United Kingdom	0	4,951	4,951	0	29,298	29,298	24,347	492%	0	25,294	25,294	0	41,509	41,509	16,215	64%	3 %
United States	0	0	0	0	0	0	0		0	0	0	0	0	0	0		0 %
Total	0	389,559	389,559	0	832,183	832,183	442,624	114%	0	986,968	986,968	0	1,515,470	1,515,470	528,503	54%	

Major Cultivars Currently Exported



Cumulative volumes - YTD	Africa and Islands	Asia	Canada	China	Europe	Middle East	North-America	Other	Russian Federation	South East Asia	United Kingdom	United States	Total
PIGMENTED	10,443	190,200	27,199	183,464	863,529	50,490	0	0	96,746	35,276	41,509	0	1,498,855
UNKNOWN	0	0	0	0	0	0	0	0	0	0	0	0	0
WHITE	0	10,512	0	1,607	4,496	0	0	0	0	0	0	0	16,615
<b>Total</b>	<b>10,443</b>	<b>200,711</b>	<b>27,199</b>	<b>185,071</b>	<b>868,025</b>	<b>50,490</b>	<b>0</b>	<b>0</b>	<b>96,746</b>	<b>35,276</b>	<b>41,509</b>	<b>0</b>	<b>1,515,470</b>

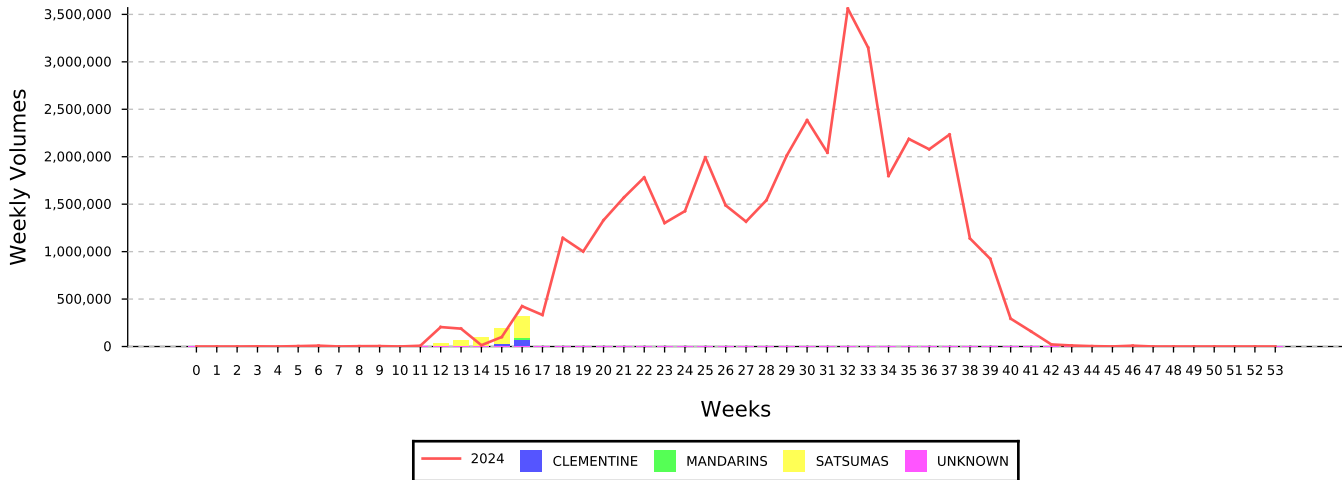
**Indemnity:**  
Agri-hub shall take all reasonable precautions to ensure that any information and data provided by Agri-hub from its information sources are correct. Neither Agri-hub nor any of its directors, employees or information sources take any responsibility for action or losses that might occur as a result of the

Historical week's export figures for the previous season (2024)

		Africa and Islands	Asia	Canada	China	Europe	Middle East	North-America	Other	Russian Federation	South East Asia	United Kingdom	United States	Total Region Desc
Week 16	PIGMENTED	3,250	20,501	8,014	137,458	89,170	21,955	0	0	51,944	50,175	4,951	0	387,418
	UNKNOWN	0	0	0	0	0	0	0	0	0	0	0	0	0
	WHITE	0	2,528	0	0	1,565	0	0	0	0	0	0	0	4,093
	Total Variety Group	3,250	23,029	8,014	137,458	90,735	21,955	0	0	51,944	50,175	4,951	0	391,511
Week 17	PIGMENTED	11,575	225,602	9,617	62,438	140,501	39,531	0	0	80,591	20,971	9,552	0	600,377
	UNKNOWN	0	0	0	0	0	0	0	0	0	0	0	0	0
	WHITE	0	32,941	0	0	1,131	1,164	0	0	0	0	960	0	36,196
	Total Variety Group	11,575	258,542	9,617	62,438	141,632	40,695	0	0	80,591	20,971	10,512	0	636,573
Week 18	PIGMENTED	4,544	43,222	3,941	139,378	790,299	15,981	0	168	86,353	49,843	45,126	0	1,178,855
	UNKNOWN	0	0	0	0	0	0	0	0	0	0	0	0	0
	WHITE	0	15,575	0	6,236	11,746	635	0	0	257	0	2,992	0	37,441
	Total Variety Group	4,544	58,797	3,941	145,614	802,045	16,615	0	168	86,610	49,843	48,117	0	1,216,295
Total week		19,369	340,369	21,572	345,509	1,034,411	79,266	0	168	219,145	120,989	63,580	0	2,244,380

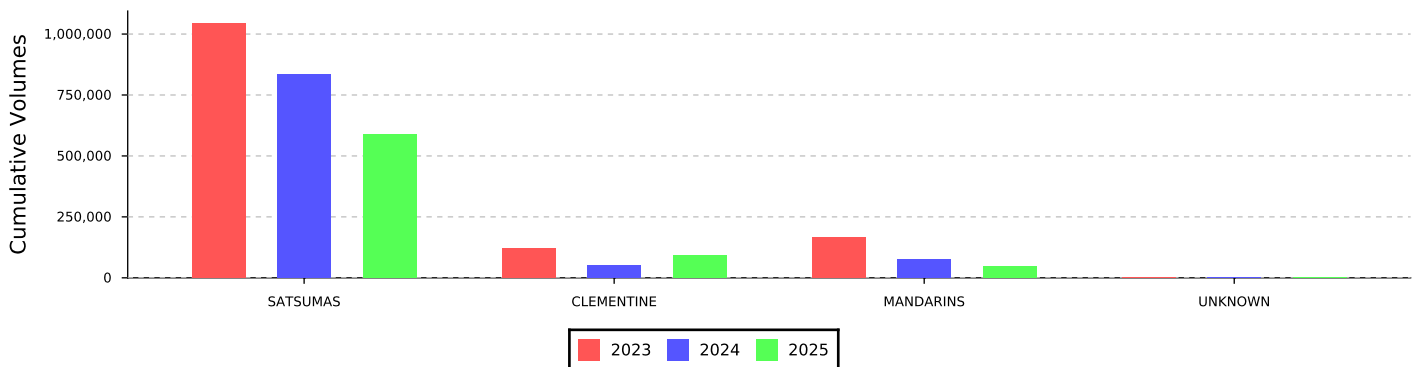
## SOFT CITRUS (15.00 kg Cartons )

Selected SOFT CITRUS Varieties Exported



Region	Weekly volumes - Week 16							%Diff	Cumulative volumes - YTD - week 16							%Diff	Dist
	2024 Air	2024 Ship	2024 Total	2025 Air	2025 Ship	2025 Total	Diff		2024 Air	2024 Ship	2024 Total	2025 Air	2025 Ship	2025 Total	Diff		
Africa and Islands	0	149	149	0	1,549	1,549	1,401	942%	0	44,904	44,904	0	1,549	1,549	-43,354	-97%	0 %
Asia	0	0	0	0	0	0	0		0	0	0	0	0	0	0		0 %
Canada	0	78,047	78,047	0	36,510	36,510	-41,537	-53%	0	96,132	96,132	0	95,914	95,914	-218	-0%	13 %
China	0	1,487	1,487	0	1,487	1,487	0	0%	0	4,460	4,460	0	1,487	1,487	-2,973	-67%	0 %
Europe	0	89,119	89,119	0	135,709	135,709	46,590	52%	0	255,483	255,483	0	278,286	278,286	22,802	9%	38 %
Middle East	0	3,115	3,115	0	9,142	9,142	6,027	194%	0	21,575	21,575	0	12,527	12,527	-9,048	-42%	2 %
North-America	0	0	0	0	0	0	0		0	0	0	0	0	0	0		0 %
Other	0	0	0	0	0	0	0		0	1,487	1,487	0	0	0	-1,487	-100%	0 %
Russian Federation	0	155,450	155,450	0	8,816	8,816	-146,63	-94%	0	316,229	316,229	0	91,654	91,654	-224,575	-71%	13 %
South East Asia	0	1,556	1,556	0	0	0	-1,556	-100%	0	4,529	4,529	0	0	0	-4,529	-100%	0 %
United Kingdom	0	65,519	65,519	0	127,233	127,233	61,715	94%	0	216,827	216,827	0	247,258	247,258	30,430	14%	34 %
United States	0	1,430	1,430	0	0	0	-1,430	-100%	0	1,430	1,430	0	0	0	-1,430	-100%	0 %
<b>Total</b>	<b>0</b>	<b>395,870</b>	<b>395,870</b>	<b>0</b>	<b>320,446</b>	<b>320,446</b>	<b>-75,424</b>	<b>-19%</b>	<b>0</b>	<b>963,055</b>	<b>963,055</b>	<b>0</b>	<b>728,674</b>	<b>728,674</b>	<b>-234,381</b>	<b>-24%</b>	

Major Cultivars Currently Exported



Cumulative volumes - YTD	Africa and Islands	Asia	Canada	China	Europe	Middle East	North-America	Other	Russian Federation	South East Asia	United Kingdom	United States	Total
CLEMENTINE	0	0	28,740	0	15,306	0	0	0	1,887	0	46,461	0	92,394
MANDARINS	1,549	0	5,562	1,487	18,627	3,385	0	0	3,350	0	14,612	0	48,571
SATSUMAS	0	0	61,613	0	244,352	9,142	0	0	86,417	0	186,185	0	587,709
UNKNOWN	0	0	0	0	0	0	0	0	0	0	0	0	0

**Indemnity:**  
Agri-hub shall take all reasonable precautions to ensure that any information and data provided by Agri-hub from its information sources are correct. Neither Agri-hub nor any of its directors, employees or information sources take any responsibility for action or losses that might occur as a result of the

Cumulative volumes - YTD	Africa and Islands	Asia	Canada	China	Europe	Middle East	North-America	Other	Russian Federation	South East Asia	United Kingdom	United States	Total
Total	1,549	0	95,914	1,487	278,286	12,527	0	0	91,654	0	247,258	0	728,674

### Historical week's export figures for the previous season (2024)

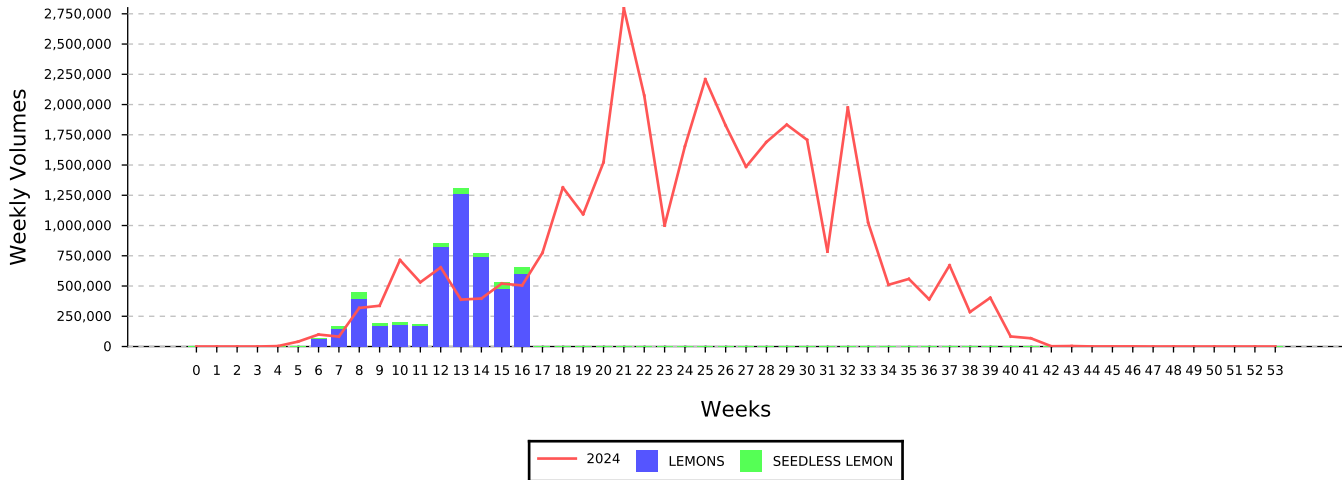
		Africa and Islands	Asia	Canada	China	Europe	Middle East	North-America	Other	Russian Federation	South East Asia	United Kingdom	United States	Total Region Desc
Week 16	CLEMENTINE	3,100	0	36,050	0	1,012	0	0	0	412	0	1,373	1,430	43,376
	MANDARINS	0	0	2,910	1,487	1,487	3,115	0	0	26,288	1,556	1,501	0	38,344
	SATSUMAS	25,843	0	39,087	0	86,620	0	0	0	128,750	0	62,645	0	342,945
	UNKNOWN	0	0	0	0	0	0	0	0	0	0	0	0	0
	Total Variety Group	28,943	0	78,047	1,487	89,119	3,115	0	0	155,450	1,556	65,519	1,430	424,665
Week 17	CLEMENTINE	1,887	0	0	0	55,852	2,485	0	0	11,950	0	31,772	0	103,946
	MANDARINS	6,046	1,487	0	4,460	33,212	29,666	0	0	11,332	0	21,492	0	107,694
	SATSUMAS	2,769	0	0	0	1,318	17,992	0	0	97,262	0	1,614	0	120,956
	UNKNOWN	0	0	0	0	0	0	0	0	0	0	0	0	0
	Total Variety Group	10,702	1,487	0	4,460	90,383	50,143	0	0	120,544	0	54,877	0	332,596
Week 18	CLEMENTINE	806	0	64,999	0	136,016	1,041	0	0	19,434	0	120,075	16,780	359,152
	MANDARINS	35,070	6,379	816	0	18,954	86,882	0	0	33,604	0	14,631	2,746	199,082
	SATSUMAS	6,473	0	147	0	340,656	2,144	0	0	37,035	0	199,615	0	586,070
	UNKNOWN	0	0	0	0	0	0	0	0	0	0	0	0	0
	Total Variety Group	42,350	6,379	65,962	0	495,625	90,066	0	0	90,074	0	334,321	19,526	1,144,304
Total week		81,995	7,866	144,009	5,946	675,127	143,324	0	0	366,068	1,556	454,717	20,956	1,901,565

#### Indemnity:

Agri-hub shall take all reasonable precautions to ensure that any information and data provided by Agri-hub from its information sources are correct. Neither Agri-hub nor any of its directors, employees or information sources take any responsibility for action or losses that might occur as a result of the

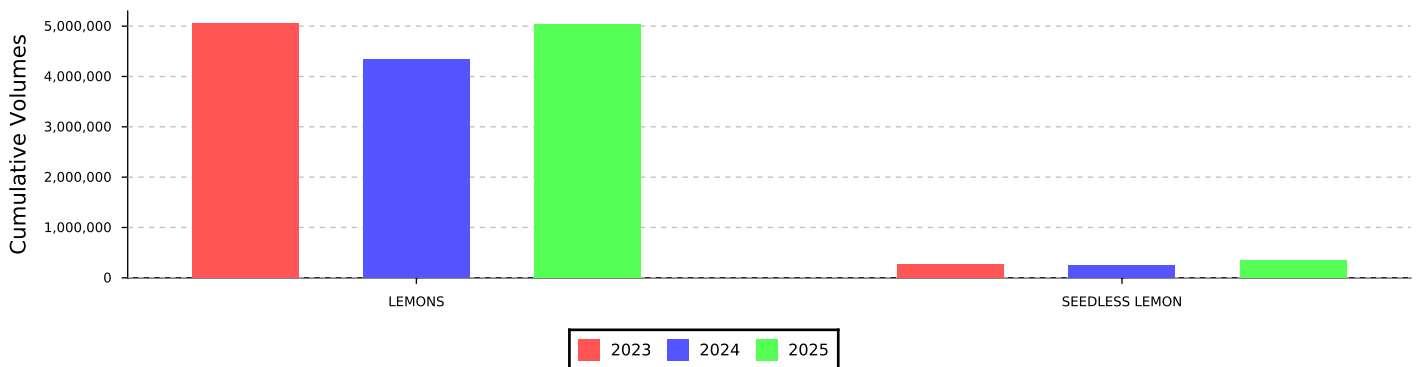
## LEMONS (15.00 kg Cartons )

Selected LEMONS Varieties Exported



	Weekly volumes - Week 16								Cumulative volumes - YTD - week 16								
Region	2024 Air	2024 Ship	2024 Total	2025 Air	2025 Ship	2025 Total	Diff	%Diff	2024 Air	2024 Ship	2024 Total	2025 Air	2025 Ship	2025 Total	Diff	%Diff	Dist
Africa and Islands	0	3,651	3,651	0	8,844	8,844	5,193	142%	0	117,298	117,298	0	54,233	54,233	-63,066	-54%	1 %
Asia	0	418	418	0	29,681	29,681	29,263	7003	0	2,477	2,477	0	34,529	34,529	32,052	1,294%	1 %
Canada	0	89,892	89,892	0	73,269	73,269	-16,622	-18%	0	455,830	455,830	0	416,861	416,861	-38,969	-9%	8 %
China	0	0	0	0	0	0	0		0	0	0	0	6,668	6,668	6,668	%	0 %
Europe	0	24,061	24,061	0	264,061	264,061	240,000	997%	0	81,605	81,605	0	634,796	634,796	553,191	678%	12 %
Middle East	0	223,612	223,612	0	159,373	159,373	-64,239	-29%	0	2,641,077	2,641,077	0	2,980,379	2,980,379	339,302	13%	55 %
North-America	0	0	0	0	0	0	0		0	0	0	0	0	0	0		0 %
Other	0	0	0	0	0	0	0		0	27,464	27,464	0	0	0	-27,464	-100%	0 %
Russian Federation	0	85,567	85,567	0	36,062	36,062	-49,505	-58%	0	479,275	479,275	0	474,383	474,383	-4,892	-1%	9 %
South East Asia	0	34,480	34,480	0	29,395	29,395	-5,086	-15%	0	582,947	582,947	0	536,026	536,026	-46,921	-8%	10 %
United Kingdom	0	32,581	32,581	0	49,843	49,843	17,262	53%	0	199,120	199,120	0	252,090	252,090	52,970	27%	5 %
United States	0	0	0	0	0	0	0		0	3,080	3,080	0	1,504	1,504	-1,575	-51%	0 %
Total	0	494,261	494,261	0	650,528	650,528	156,267	32%	0	4,590,174	4,590,174	0	5,391,469	5,391,469	801,295	17%	

Major Cultivars Currently Exported



Cumulative volumes - YTD	Africa and Islands	Asia	Canada	China	Europe	Middle East	North-America	Other	Russian Federation	South East Asia	United Kingdom	United States	Total
LEMONS	27,280	34,529	356,536	6,668	561,367	2,825,401	0	0	460,249	534,340	236,962	1,504	5,044,837
LEMONS SEEDLESS	26,952	0	60,325	0	73,429	154,978	0	0	14,134	1,686	15,128	0	346,632
<b>Total</b>	<b>54,233</b>	<b>34,529</b>	<b>416,861</b>	<b>6,668</b>	<b>634,796</b>	<b>2,980,379</b>	<b>0</b>	<b>0</b>	<b>474,383</b>	<b>536,026</b>	<b>252,090</b>	<b>1,504</b>	<b>5,391,469</b>

**Indemnity:**  
Agri-hub shall take all reasonable precautions to ensure that any information and data provided by Agri-hub from its information sources are correct. Neither Agri-hub nor any of its directors, employees or information sources take any responsibility for action or losses that might occur as a result of the

Historical week's export figures for the previous season (2024)

		Africa and Islands	Asia	Canada	China	Europe	Middle East	North-America	Other	Russian Federation	South East Asia	United Kingdom	United States	Total Region Desc
Week 16	LEMONS	13,549	418	86,380	0	22,131	221,418	0	0	85,274	34,480	29,606	0	493,257
	LEMONS SEEDLESS	799	0	3,511	0	1,929	2,194	0	0	293	0	2,975	0	11,702
	Total Variety Group	14,348	418	89,892	0	24,061	223,612	0	0	85,567	34,480	32,581	0	504,959
Week 17	LEMONS	17,435	26,410	30,372	0	185,647	314,893	0	0	91,638	16,735	54,061	0	737,191
	LEMONS SEEDLESS	986	0	970	0	27,103	1,685	0	0	2,889	0	3,791	0	37,424
	Total Variety Group	18,422	26,410	31,342	0	212,750	316,578	0	0	94,527	16,735	57,852	0	774,615
Week 18	LEMONS	23,202	2,677	97,781	1,671	477,818	350,669	0	167	165,244	40,282	122,034	1,483	1,283,030
	LEMONS SEEDLESS	255	0	11,843	0	7,376	7,452	0	0	1,539	0	3,177	0	31,642
	Total Variety Group	23,457	2,677	109,624	1,671	485,194	358,121	0	167	166,783	40,282	125,210	1,483	1,314,671
Total week		56,227	29,505	230,858	1,671	722,004	898,311	0	167	346,876	91,497	215,644	1,483	2,594,245



## Glossary of Key Terms

### Actual Cartons (ActCtn)

- Number of cartons that are on a pallet as provided by data source. (The number cartons can differ depending on the pack type code e.g. J60B has 2 cartons, and A15C has 80 cartons)

### Country of Origin

- Reports are based on South African exports only. The country of origin code in the data source is ZA.

### Equivalent Cartons (EqvCtns)

- The net mass provided by the data source, divided by the standard mass as per commodity.
- Nett mass is validated to be within certain tolerance based on pack type codes. e.g. Grapes standard mass is 4.5 kg where the Oranges are 15kg and Grapefruit is at 17kg

### Pallet Quantity (Plt\_Qty)

- The Pallet Quantity provided by data source. No distinction is made between pallet types

### Port Of Loading (POL)

- Port of Loading

### Shipped Date

- Shipped date is the sail date from the Port of Loading for the vessel.
- Pomefruit & Stonefruit - Shipped Date / Export Week is the date of the last South African port of loading
- ( Initially the shipped date is received from the data source.  
The vessel sail date is updated according to Marine traffic and Transnet to use the actual shipped dates )

### Shipped\_week

- The week of the year, starting on a Monday, derived from the shipped date.
- Pome and Stone fruit use Shipped\_week\_za in this field.

### Shipped\_week\_pol

- The week of the year, starting on a Monday, derived from the shipped date when the vessel left the port.

### Shipped\_week\_za

- The week of the year, starting on a Monday, derived from the shipped date when the vessel left the last South African POL. (NOT the port the container was loaded in)

## Glossary of Key Terms

### Year To Date (YTD)

- Year To Date (YTD) Data for the current season. The season dates are managed on commodity level.