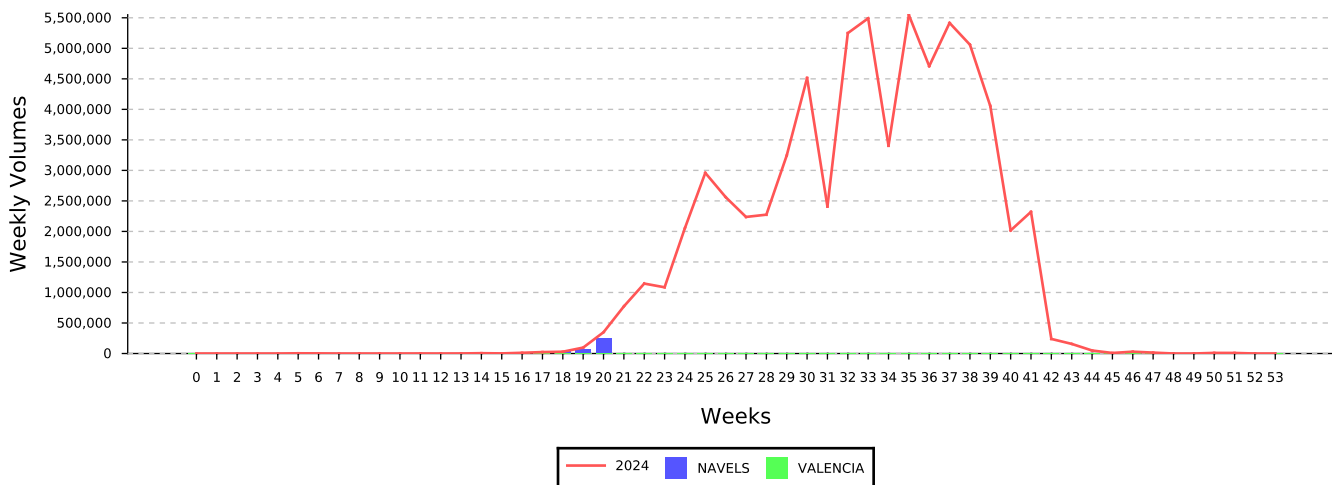


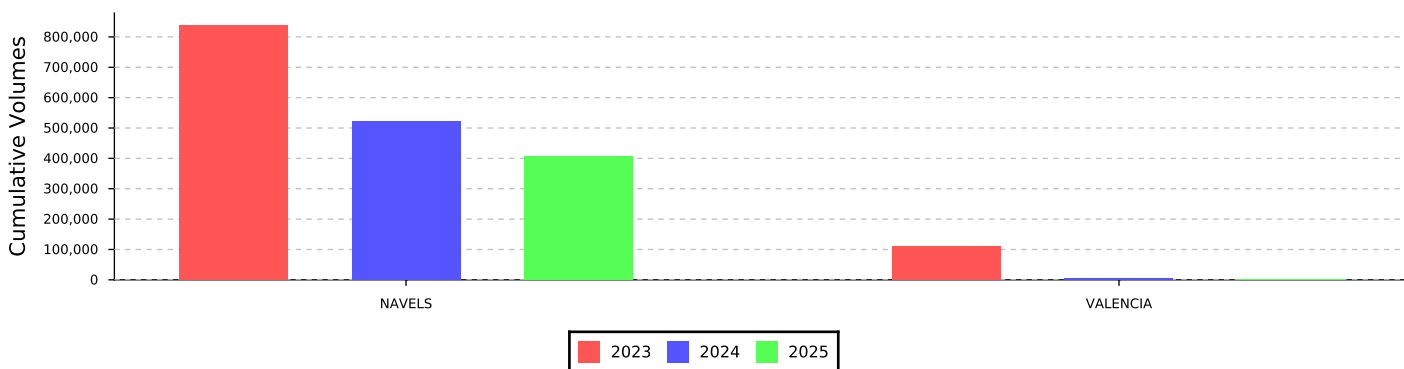
ORANGES (15.00 kg Cartons)

Selected ORANGES Varieties Exported



	Weekly volumes - Week 20								Cumulative volumes - YTD - week 20								
Region	2024 Air	2024 Ship	2024 Total	2025 Air	2025 Ship	2025 Total	Diff	%Diff	2024 Air	2024 Ship	2024 Total	2025 Air	2025 Ship	2025 Total	Diff	%Diff	Dist
Africa and Islands	0	21,691	21,691	0	5,075	5,075	-16,616	-77%	0	25,009	25,009	0	10,778	10,778	-14,231	-57%	3 %
Asia	0	0	0	0	0	0	0		0	3,245	3,245	0	0	0	-3,245	-100%	0 %
Canada	0	91,595	91,595	0	16,294	16,294	-75,301	-82%	0	147,903	147,903	0	34,127	34,127	-113,776	-77%	8 %
China	0	4,796	4,796	0	1,618	1,618	-3,178	-66%	0	6,460	6,460	0	1,618	1,618	-4,842	-75%	0 %
Europe	0	31,363	31,363	0	140,855	140,855	109,492	349%	0	59,044	59,044	0	200,196	200,196	141,151	239%	49 %
Middle East	0	89,563	89,563	0	57,020	57,020	-32,543	-36%	0	131,556	131,556	0	111,767	111,767	-19,789	-15%	27 %
North-America	0	0	0	0	0	0	0		0	0	0	0	0	0	0		0 %
Other	0	0	0	0	0	0	0		0	0	0	0	0	0	0		0 %
Russian Federation	0	2,867	2,867	0	8,769	8,769	5,902	206%	0	12,112	12,112	0	15,960	15,960	3,848	32%	4 %
South East Asia	0	63,352	63,352	0	10,761	10,761	-52,591	-83%	0	87,737	87,737	0	15,901	15,901	-71,836	-82%	4 %
United Kingdom	0	5,114	5,114	0	15,878	15,878	10,764	211%	0	13,200	13,200	0	18,573	18,573	5,374	41%	5 %
United States	0	37,709	37,709	0	0	0	-37,709	-100%	0	37,709	37,709	0	0	0	-37,709	-100%	0 %
Total	0	348,050	348,050	0	256,270	256,270	-91,781	-26%	0	523,975	523,975	0	408,920	408,920	-115,055	-22%	

Major Cultivars Currently Exported



Cumulative volumes - YTD	Africa and Islands	Asia	Canada	China	Europe	Middle East	North-America	Other	Russian Federation	South East Asia	United Kingdom	United States	Total
LATE NAVAL	0	0	0	0	0	582	0	0	0	0	0	0	582
NAVELS	10,529	0	34,127	1,618	197,424	108,789	0	0	14,722	15,901	18,573	0	401,683
RED NAVAL	0	0	0	0	2,087	749	0	0	1,238	0	0	0	4,074
UNKNOWN	0	0	0	0	0	0	0	0	0	0	0	0	0

Indemnity:
 Agri-hub shall take all reasonable precautions to ensure that any information and data provided by Agri-hub from its information sources are correct. Neither Agri-hub nor any of its directors, employees or information sources take any responsibility for action or losses that might occur as a result of the

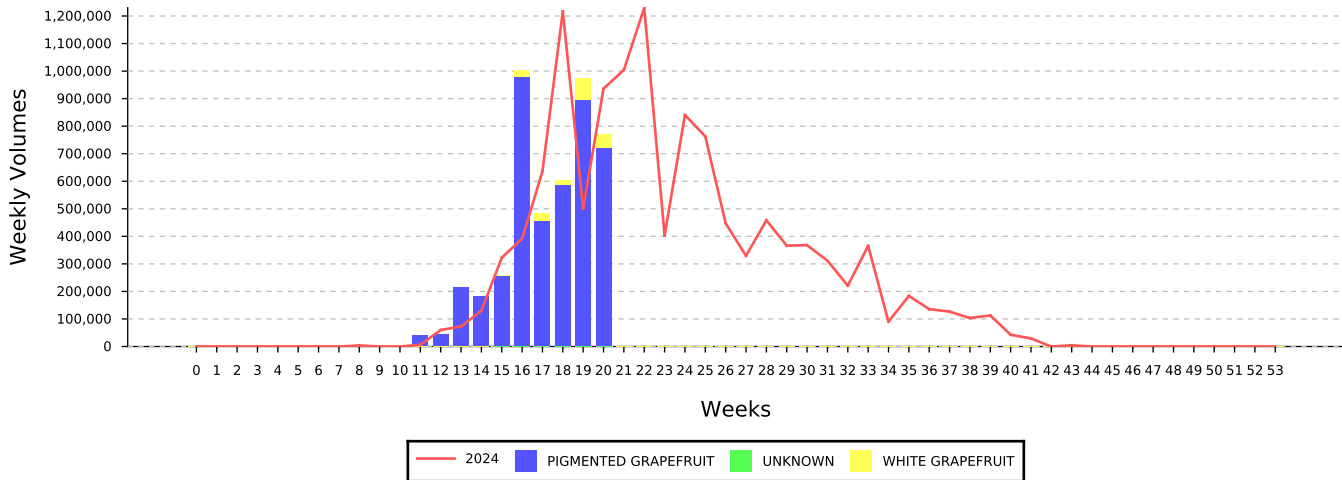
Cumulative volumes - YTD	Africa and Islands	Asia	Canada	China	Europe	Middle East	North-America	Other	Russian Federation	South East Asia	United Kingdom	United States	Total
VALENCIA	250	0	0	0	684	1,646	0	0	0	0	0	0	2,580
Total	10,778	0	34,127	1,618	200,196	111,767	0	0	15,960	15,901	18,573	0	408,920

Historical week's export figures for the previous season (2024)

		Africa and Islands	Asia	Canada	China	Europe	Middle East	North-America	Other	Russian Federation	South East Asia	United Kingdom	United States	Total Region Desc
Week 20	LATE NAVEL	76	0	0	0	0	0	0	0	0	0	0	0	76
	NAVELS	20,035	0	78,958	4,796	31,363	89,646	0	0	2,867	48,390	5,114	37,709	318,878
	RED NAVEL	1,664	0	12,637	0	0	0	0	0	0	14,962	0	0	29,262
	UNKNOWN	0	0	0	0	0	0	0	0	0	0	0	0	0
	VALENCIA	0	0	0	0	0	0	0	0	0	0	0	0	0
	Total Variety Group	21,775	0	91,595	4,796	31,363	89,646	0	0	2,867	63,352	5,114	37,709	348,217
Week 21	LATE NAVEL	0	0	0	0	0	0	0	0	0	0	0	0	0
	NAVELS	17,123	2,080	70,171	0	138,456	338,147	0	0	50,193	8,492	31,914	63,579	720,156
	RED NAVEL	166	0	14,267	0	5,537	6,157	0	0	10,183	0	0	13,681	49,992
	UNKNOWN	0	0	0	0	0	0	0	0	0	0	0	0	0
	VALENCIA	0	0	0	0	0	0	0	0	0	0	0	0	0
	Total Variety Group	17,289	2,080	84,438	0	143,993	344,304	0	0	60,376	8,492	31,914	77,260	770,148
Week 22	LATE NAVEL	0	0	0	0	0	185	0	0	53	0	0	0	238
	NAVELS	22,672	2,628	185,840	0	351,493	211,818	0	0	46,481	134,969	67,142	50,500	1,073,543
	RED NAVEL	9,563	0	17,581	416	7,209	915	0	0	3,555	1,480	3,627	0	44,346
	UNKNOWN	0	0	0	0	0	0	0	0	0	0	0	0	0
	VALENCIA	0	0	0	0	24,206	0	0	0	2,038	0	1,563	0	27,808
	Total Variety Group	32,235	2,628	203,420	416	382,908	212,918	0	0	52,127	136,450	72,333	50,500	1,145,935
Total week		71,299	4,708	379,454	5,212	558,265	646,868	0	0	115,371	208,294	109,361	165,470	2,264,300

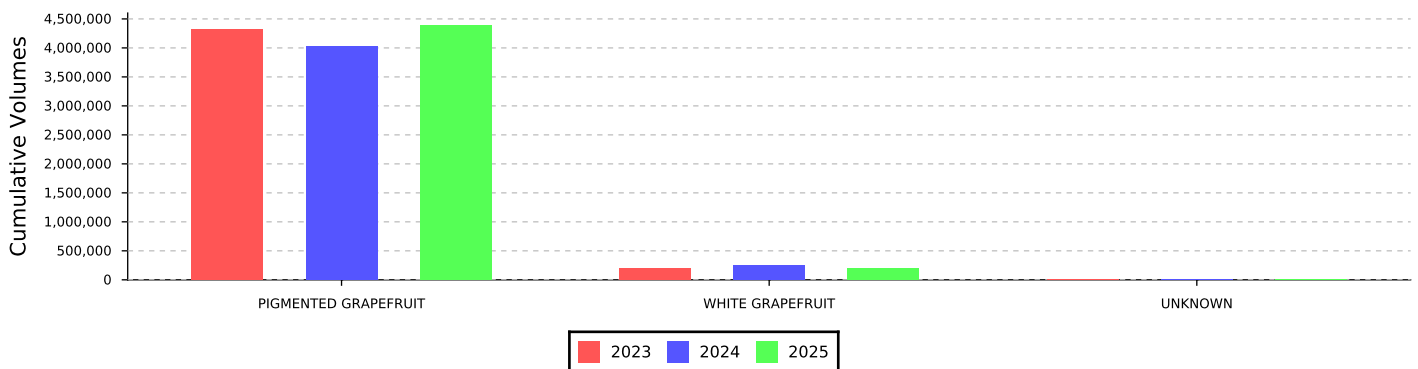
GRAPEFRUIT (17.00 kg Cartons)

Selected GRAPEFRUIT Varieties Exported



	Weekly volumes - Week 20								Cumulative volumes - YTD - week 20								
Region	2024 Air	2024 Ship	2024 Total	2025 Air	2025 Ship	2025 Total	Diff	%Diff	2024 Air	2024 Ship	2024 Total	2025 Air	2025 Ship	2025 Total	Diff	%Diff	Dist
Africa and Islands	0	4,696	4,696	0	2,752	2,752	-1,944	-41%	0	37,108	37,108	0	14,764	14,764	-22,345	-60%	0 %
Asia	0	305,409	305,409	0	76,488	76,488	-228,92	-75%	0	721,020	721,020	0	617,507	617,507	-103,513	-14%	13 %
Canada	0	28,377	28,377	0	24,020	24,020	-4,358	-15%	0	113,896	113,896	0	112,230	112,230	-1,666	-1%	2 %
China	0	214,002	214,002	0	131,645	131,645	-82,357	-38%	0	851,015	851,015	0	564,081	564,081	-286,934	-34%	12 %
Europe	0	286,738	286,738	0	335,113	335,113	48,375	17%	0	1,746,556	1,746,556	0	2,217,724	2,217,724	471,168	27%	48 %
Middle East	0	47,445	47,445	0	68,213	68,213	20,768	44%	0	156,855	156,855	0	257,571	257,571	100,715	64%	6 %
North-America	0	0	0	0	0	0	0		0	0	0	0	0	0	0		0 %
Other	0	0	0	0	0	0	0		0	226	226	0	0	0	-226	-100%	0 %
Russian Federation	0	1,844	1,844	0	66,900	66,900	65,056	3528	0	328,688	328,688	0	540,675	540,675	211,987	64%	12 %
South East Asia	0	26,957	26,957	0	36,603	36,603	9,646	36%	0	208,830	208,830	0	110,570	110,570	-98,260	-47%	2 %
United Kingdom	0	18,498	18,498	0	23,142	23,142	4,644	25%	0	112,685	112,685	0	126,546	126,546	13,862	12%	3 %
United States	0	0	0	0	5,087	5,087	5,087	%	0	0	0	0	12,696	12,696	12,696	%	0 %
Total	0	933,967	933,967	0	769,964	769,964	-164,003	-18%	0	4,276,880	4,276,880	0	4,574,363	4,574,363	297,484	7%	

Major Cultivars Currently Exported



Cumulative volumes - YTD	Africa and Islands	Asia	Canada	China	Europe	Middle East	North-America	Other	Russian Federation	South East Asia	United Kingdom	United States	Total
PIGMENTED	14,764	531,250	112,230	500,952	2,191,755	248,491	0	0	539,801	110,570	118,033	12,696	4,380,543
UNKNOWN	0	0	0	0	0	0	0	0	0	0	0	0	0
WHITE	0	86,257	0	63,129	25,969	9,080	0	0	874	0	8,513	0	193,821
Total	14,764	617,507	112,230	564,081	2,217,724	257,571	0	0	540,675	110,570	126,546	12,696	4,574,363

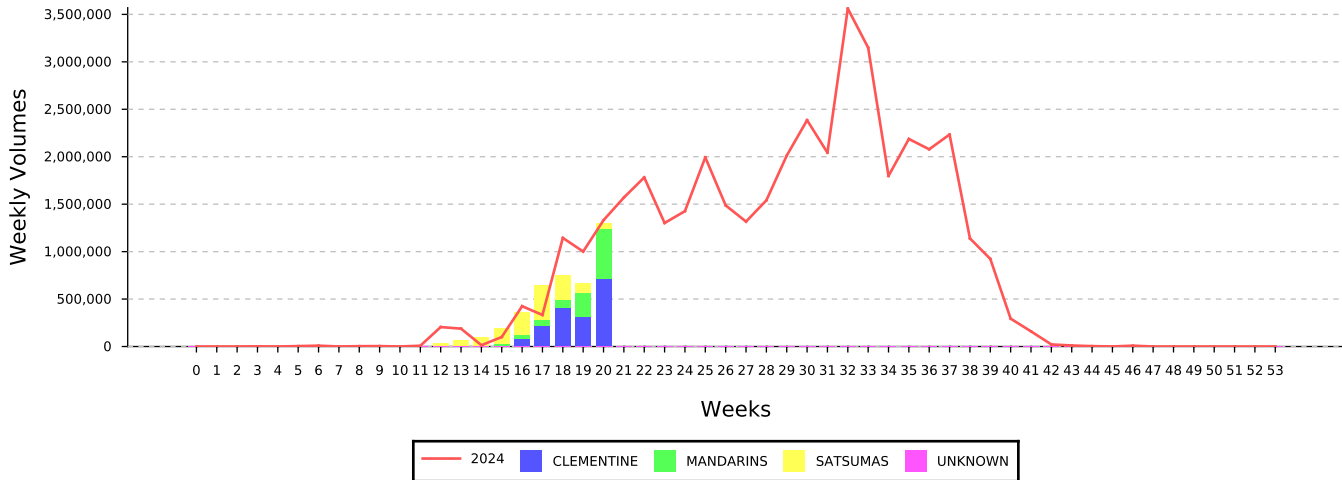
Indemnity:
Agri-hub shall take all reasonable precautions to ensure that any information and data provided by Agri-hub from its information sources are correct. Neither Agri-hub nor any of its directors, employees or information sources take any responsibility for action or losses that might occur as a result of the

Historical week's export figures for the previous season (2024)

		Africa and Islands	Asia	Canada	China	Europe	Middle East	North-America	Other	Russian Federation	South East Asia	United Kingdom	United States	Total Region Desc
Week 20	PIGMENTED	6,671	209,768	28,377	206,287	270,187	43,322	0	0	1,844	26,957	18,498	0	811,913
	UNKNOWN	0	0	0	0	0	0	0	0	0	0	0	0	0
	WHITE	0	95,641	0	7,714	16,551	4,123	0	0	0	0	0	0	124,029
	Total Variety Group	6,671	305,409	28,377	214,002	286,738	47,445	0	0	1,844	26,957	18,498	0	935,942
Week 21	PIGMENTED	5,775	18,511	29,509	122,351	622,472	37,004	0	0	93,985	10,498	30,274	0	970,381
	UNKNOWN	0	0	0	0	0	0	0	0	0	0	0	0	0
	WHITE	341	0	0	3,857	10,886	13,004	0	0	663	0	5,165	0	33,916
	Total Variety Group	6,116	18,511	29,509	126,209	633,358	50,008	0	0	94,648	10,498	35,439	0	1,004,297
Week 22	PIGMENTED	11,822	49,687	34,362	194,777	721,149	17,792	0	369	84,129	6,771	68,040	10,927	1,199,826
	UNKNOWN	0	0	0	0	0	0	0	0	0	0	0	0	0
	WHITE	0	0	114	10,157	7,545	4,990	0	0	0	0	6,827	0	29,633
	Total Variety Group	11,822	49,687	34,476	204,934	728,695	22,783	0	369	84,129	6,771	74,867	10,927	1,229,459
Total week		24,608	373,608	92,362	545,144	1,648,791	120,236	0	369	180,622	44,227	128,805	10,927	3,169,698

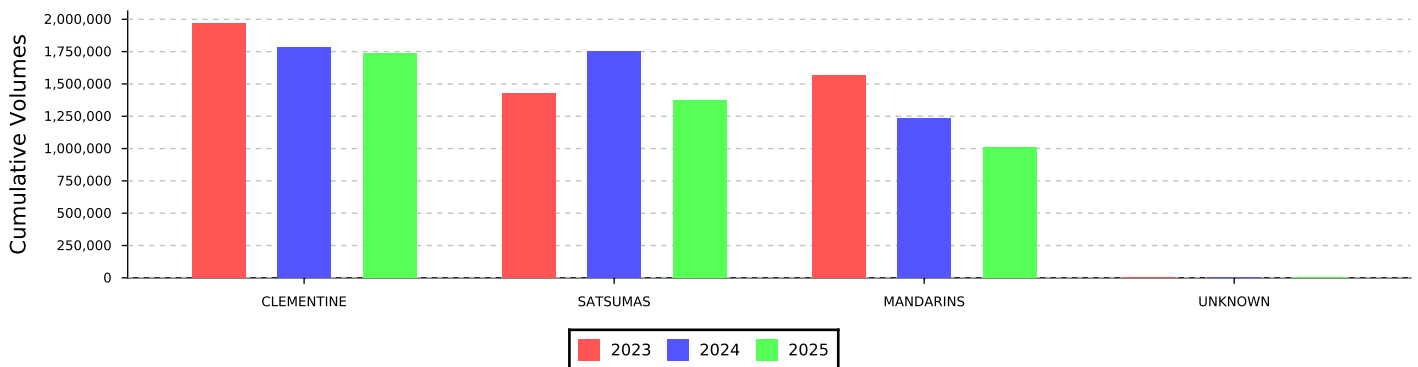
SOFT CITRUS (15.00 kg Cartons)

Selected SOFT CITRUS Varieties Exported



	Weekly volumes - Week 20								Cumulative volumes - YTD - week 20								
Region	2024 Air	2024 Ship	2024 Total	2025 Air	2025 Ship	2025 Total	Diff	%Diff	2024 Air	2024 Ship	2024 Total	2025 Air	2025 Ship	2025 Total	Diff	%Diff	Dist
Africa and Islands	0	55,498	55,498	0	32,154	32,154	-23,344	-42%	0	200,452	200,452	0	75,221	75,221	-125,231	-62%	2 %
Asia	0	51,432	51,432	0	14,201	14,201	-37,232	-72%	0	83,488	83,488	0	17,631	17,631	-65,857	-79%	0 %
Canada	0	117,634	117,634	0	101,879	101,879	-15,754	-13%	0	303,579	303,579	0	313,718	313,718	10,138	3%	8 %
China	0	12,529	12,529	0	10,888	10,888	-1,640	-13%	0	25,764	25,764	0	28,213	28,213	2,449	10%	1 %
Europe	0	271,826	271,826	0	309,262	309,262	37,436	14%	0	1,457,594	1,457,594	0	1,183,198	1,183,198	-274,395	-19%	29 %
Middle East	0	185,229	185,229	0	192,597	192,597	7,367	4%	0	396,605	396,605	0	343,851	343,851	-52,754	-13%	8 %
North-America	0	0	0	0	0	0	0		0	0	0	0	0	0	0		0 %
Other	0	0	0	0	0	0	0		0	1,830	1,830	0	0	0	-1,830	-100%	0 %
Russian Federation	0	93,244	93,244	0	134,632	134,632	41,388	44%	0	734,014	734,014	0	639,578	639,578	-94,436	-13%	16 %
South East Asia	0	35,041	35,041	0	32,309	32,309	-2,733	-8%	0	54,000	54,000	0	41,623	41,623	-12,377	-23%	1 %
United Kingdom	0	364,734	364,734	0	457,211	457,211	92,477	25%	0	1,357,265	1,357,265	0	1,460,146	1,460,146	102,881	8%	35 %
United States	0	134,783	134,783	0	14,553	14,553	-120,23	-89%	0	157,112	157,112	0	17,333	17,333	-139,779	-89%	0 %
Total	0	1,321,951	1,321,951	0	1,299,687	1,299,687	-22,264	-2%	0	4,771,702	4,771,702	0	4,120,511	4,120,511	-651,191	-14%	

Major Cultivars Currently Exported



Cumulative volumes - YTD	Africa and Islands	Asia	Canada	China	Europe	Middle East	North-America	Other	Russian Federation	South East Asia	United Kingdom	United States	Total
CLEMENTINE	2,001	0	189,159	0	492,511	19,999	0	0	56,817	6,006	957,899	11,675	1,736,067
MANDARINS	69,106	17,631	53,064	28,213	161,176	312,519	0	0	183,699	35,617	141,646	5,658	1,008,328
SATSUMAS	4,114	0	71,494	0	529,511	11,333	0	0	399,062	0	360,601	0	1,376,116
UNKNOWN	0	0	0	0	0	0	0	0	0	0	0	0	0

Indemnity:
 Agri-hub shall take all reasonable precautions to ensure that any information and data provided by Agri-hub from its information sources are correct. Neither Agri-hub nor any of its directors, employees or information sources take any responsibility for action or losses that might occur as a result of the

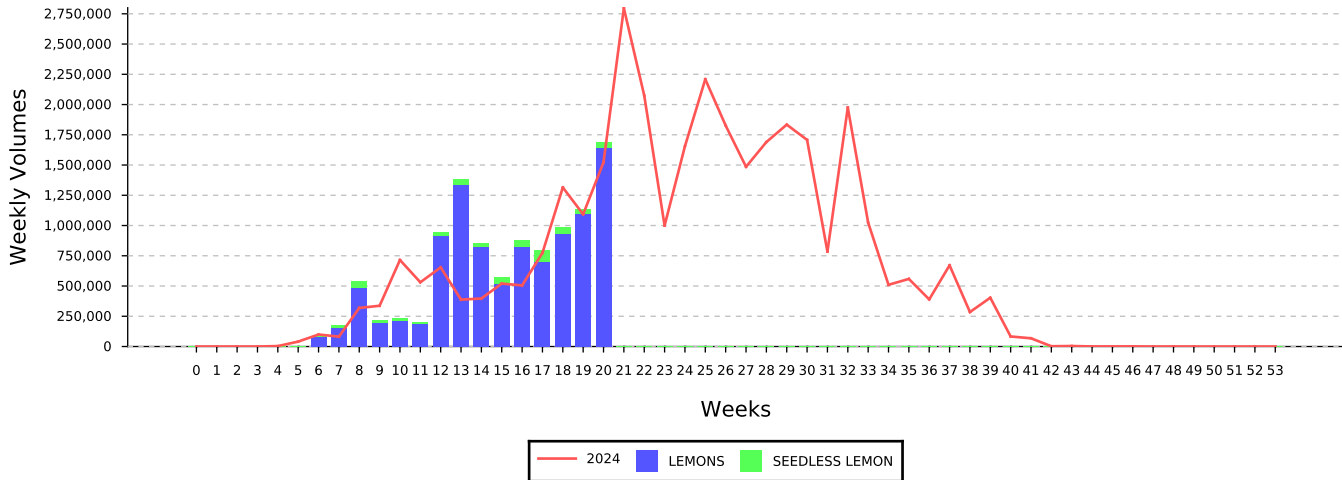
Cumulative volumes - YTD	Africa and Islands	Asia	Canada	China	Europe	Middle East	North-America	Other	Russian Federation	South East Asia	United Kingdom	United States	Total
Total	75,221	17,631	313,718	28,213	1,183,198	343,851	0	0	639,578	41,623	1,460,146	17,333	4,120,511

Historical week's export figures for the previous season (2024)

		Africa and Islands	Asia	Canada	China	Europe	Middle East	North-America	Other	Russian Federation	South East Asia	United Kingdom	United States	Total Region Desc
Week 20	CLEMENTINE	0	0	89,181	0	181,498	3,575	0	0	26,347	0	249,743	115,704	666,049
	MANDARINS	57,573	51,432	28,452	12,529	84,939	181,654	0	0	38,509	35,041	85,515	19,079	594,725
	SATSUMAS	0	0	0	0	11,301	0	0	0	28,388	0	30,143	0	69,832
	UNKNOWN	0	0	0	0	0	0	0	0	0	0	0	0	0
	Total Variety Group	57,573	51,432	117,634	12,529	277,738	185,229	0	0	93,244	35,041	365,401	134,783	1,330,606
Week 21	CLEMENTINE	4,235	1,443	15,388	0	187,112	33,367	0	0	58,533	84	200,530	89,357	590,047
	MANDARINS	89,297	37,176	42,128	6,852	175,252	402,277	0	0	108,437	0	83,526	29,022	973,968
	SATSUMAS	0	0	0	0	0	312	0	0	1,473	0	4,271	0	6,056
	UNKNOWN	0	0	0	0	0	0	0	0	0	0	0	0	0
	Total Variety Group	93,532	38,619	57,516	6,852	362,364	435,957	0	0	168,442	84	288,327	118,379	1,570,071
Week 22	CLEMENTINE	4,156	0	90,231	0	288,759	11,047	0	0	6,104	1,442	302,250	108,758	812,746
	MANDARINS	54,957	47,137	63,698	12,131	237,705	311,605	0	1,469	43,785	71,863	89,997	33,400	967,747
	SATSUMAS	0	0	0	0	0	0	0	0	0	0	1,470	0	1,470
	UNKNOWN	0	0	0	0	0	0	0	0	0	0	0	0	0
	Total Variety Group	59,112	47,137	153,929	12,131	526,464	322,652	0	1,469	49,889	73,305	393,717	142,158	1,781,962
Total week		210,217	137,187	329,078	31,512	1,166,566	943,838	0	1,469	311,576	108,431	1,047,445	395,320	4,682,640

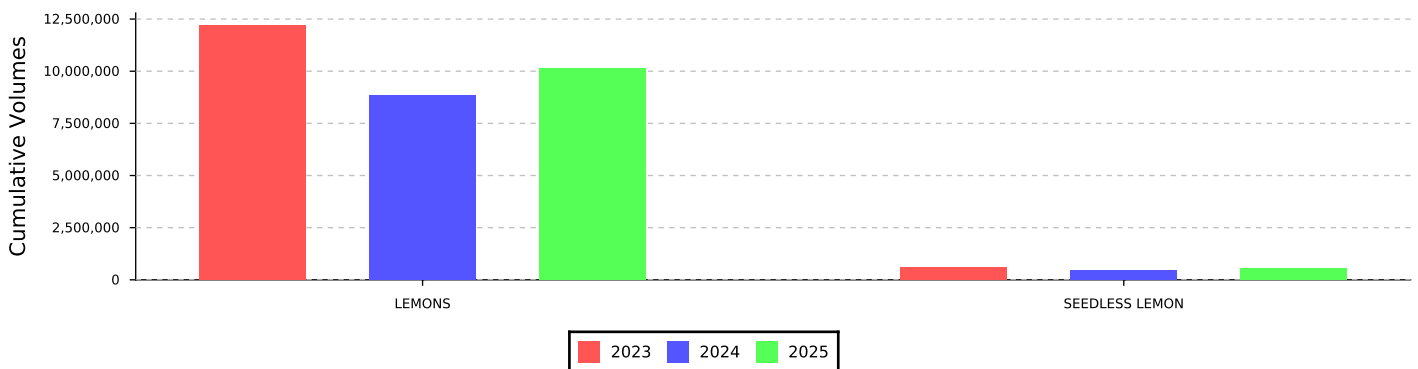
LEMONS (15.00 kg Cartons)

Selected LEMONS Varieties Exported



	Weekly volumes - Week 20								Cumulative volumes - YTD - week 20								
Region	2024 Air	2024 Ship	2024 Total	2025 Air	2025 Ship	2025 Total	Diff	%Diff	2024 Air	2024 Ship	2024 Total	2025 Air	2025 Ship	2025 Total	Diff	%Diff	Dist
Africa and Islands	0	18,445	18,445	0	6,268	6,268	-12,177	-66%	0	208,805	208,805	0	79,310	79,310	-129,495	-62%	1 %
Asia	0	29,461	29,461	0	2,340	2,340	-27,121	-92%	0	66,747	66,747	0	57,232	57,232	-9,514	-14%	1 %
Canada	0	96,898	96,898	0	60,612	60,612	-36,286	-37%	0	866,889	866,889	0	600,587	600,587	-266,302	-31%	6 %
China	0	0	0	0	0	0	0		0	5,014	5,014	0	6,668	6,668	1,653	33%	0 %
Europe	0	673,037	673,037	0	831,290	831,290	158,254	24%	0	1,672,817	1,672,817	0	2,603,085	2,603,085	930,268	56%	24 %
Middle East	0	369,402	369,402	0	437,996	437,996	68,594	19%	0	4,062,539	4,062,539	0	4,902,087	4,902,087	839,548	21%	46 %
North-America	0	0	0	0	0	0	0		0	0	0	0	0	0	0		0 %
Other	0	0	0	0	0	0	0		0	27,882	27,882	0	389	389	-27,494	-99%	0 %
Russian Federation	0	130,680	130,680	0	153,886	153,886	23,205	18%	0	1,038,027	1,038,027	0	1,045,020	1,045,020	6,993	1%	10 %
South East Asia	0	43,988	43,988	0	65,689	65,689	21,701	49%	0	717,938	717,938	0	780,304	780,304	62,366	9%	7 %
United Kingdom	0	154,621	154,621	0	115,666	115,666	-38,956	-25%	0	617,241	617,241	0	568,764	568,764	-48,477	-8%	5 %
United States	0	0	0	0	17,566	17,566	17,566	%	0	10,904	10,904	0	42,590	42,590	31,686	291%	0 %
Total	0	1,516,532	1,516,532	0	1,691,312	1,691,312	174,780	12%	0	9,294,803	9,294,803	0	10,686,035	10,686,035	1,391,232	15%	

Major Cultivars Currently Exported



Cumulative volumes - YTD	Africa and Islands	Asia	Canada	China	Europe	Middle East	North-America	Other	Russian Federation	South East Asia	United Kingdom	United States	Total
LEMONS	50,770	57,232	522,849	6,668	2,411,281	4,692,499	0	389	1,023,641	777,567	529,875	42,590	10,115,360
LEMONS SEEDLESS	28,540	0	77,738	0	191,804	209,588	0	0	21,379	2,737	38,889	0	570,676
Total	79,310	57,232	600,587	6,668	2,603,085	4,902,087	0	389	1,045,020	780,304	568,764	42,590	10,686,035

Indemnity:
Agri-hub shall take all reasonable precautions to ensure that any information and data provided by Agri-hub from its information sources are correct. Neither Agri-hub nor any of its directors, employees or information sources take any responsibility for action or losses that might occur as a result of the

Historical week's export figures for the previous season (2024)

		Africa and Islands	Asia	Canada	China	Europe	Middle East	North-America	Other	Russian Federation	South East Asia	United Kingdom	United States	Total Region Desc
Week 20	LEMONS	16,280	22,141	80,323	0	629,133	357,981	0	251	130,580	43,012	139,011	0	1,418,712
	LEMONS SEEDLESS	2,165	7,320	16,574	0	43,904	11,421	0	0	5,877	976	15,610	0	103,848
	Total Variety Group	18,445	29,461	96,898	0	673,037	369,402	0	251	136,457	43,988	154,621	0	1,522,560
Week 21	LEMONS	28,239	2,507	111,473	3,343	1,168,797	882,480	0	0	241,875	12,536	206,853	0	2,658,103
	LEMONS SEEDLESS	1,684	0	20,631	0	57,961	28,952	0	0	5,313	0	15,754	7,388	137,683
	Total Variety Group	29,923	2,507	132,104	3,343	1,226,758	911,432	0	0	247,188	12,536	222,606	7,388	2,795,786
Week 22	LEMONS	27,161	0	81,826	2,135	1,047,239	515,235	0	0	90,292	49,646	154,299	0	1,967,833
	LEMONS SEEDLESS	84	0	12,935	0	67,430	8,533	0	0	0	1,981	15,097	0	106,059
	Total Variety Group	27,245	0	94,762	2,135	1,114,668	523,767	0	0	90,292	51,626	169,397	0	2,073,892
Total week		75,613	31,969	323,763	5,478	3,014,463	1,804,601	0	251	473,937	108,150	546,625	7,388	6,392,238

Glossary of Key Terms

Actual Cartons (ActCtn)

- Number of cartons that are on a pallet as provided by data source. (The number cartons can differ depending on the pack type code e.g. J60B has 2 cartons, and A15C has 80 cartons)

Country of Origin

- Reports are based on South African exports only. The country of origin code in the data source is ZA.

Equivalent Cartons (EqvCtns)

- The net mass provided by the data source, divided by the standard mass as per commodity.
- Nett mass is validated to be within certain tolerance based on pack type codes. e.g. Grapes standard mass is 4.5 kg where the Oranges are 15kg and Grapefruit is at 17kg

Pallet Quantity (Plt_Qty)

- The Pallet Quantity provided by data source. No distinction is made between pallet types

Port Of Loading (POL)

- Port of Loading

Shipped Date

- Shipped date is the sail date from the Port of Loading for the vessel.
- Pomefruit & Stonefruit - Shipped Date / Export Week is the date of the last South African port of loading
- (Initially the shipped date is received from the data source.
The vessel sail date is updated according to Marine traffic and Transnet to use the actual shipped dates)

Shipped_week

- The week of the year, starting on a Monday, derived from the shipped date.
- Pome and Stone fruit use Shipped_week_za in this field.

Shipped_week_pol

- The week of the year, starting on a Monday, derived from the shipped date when the vessel left the port.

Shipped_week_za

- The week of the year, starting on a Monday, derived from the shipped date when the vessel left the last South African POL. (NOT the port the container was loaded in)

Glossary of Key Terms

Year To Date (YTD)

- Year To Date (YTD) Data for the current season. The season dates are managed on commodity level.