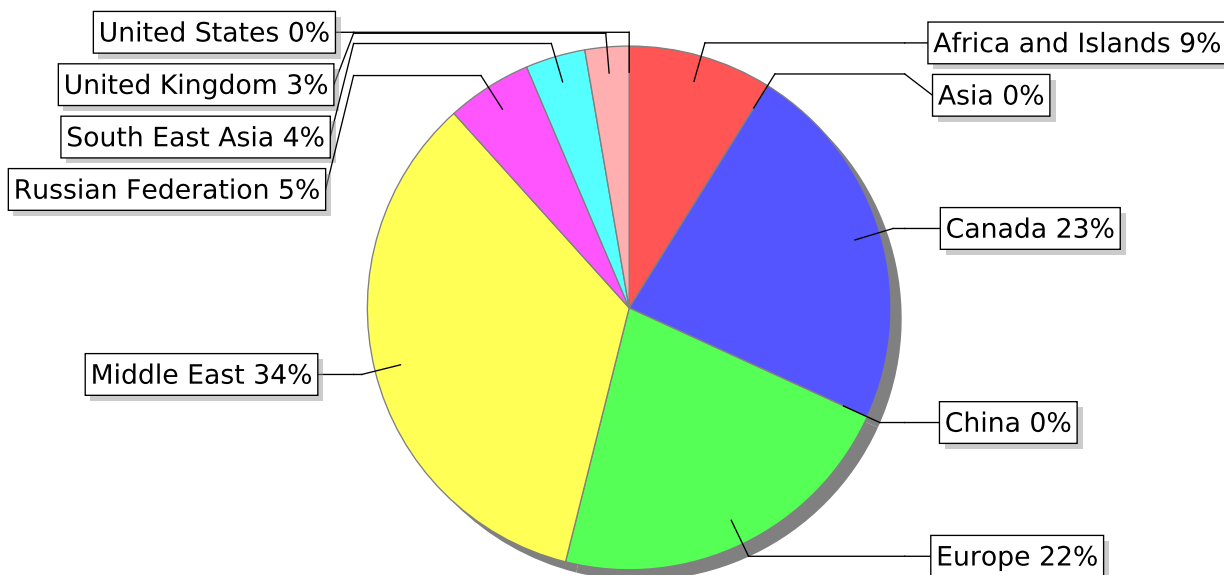
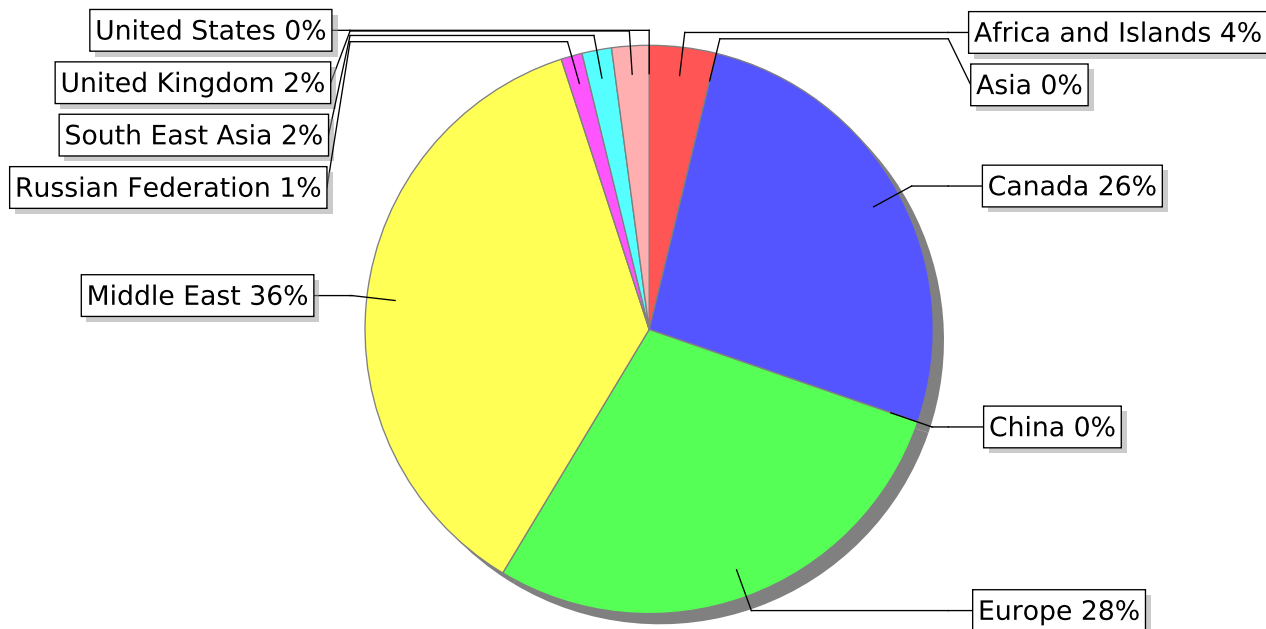


## ORANGES ( OR ): Current Season vs Previous Season

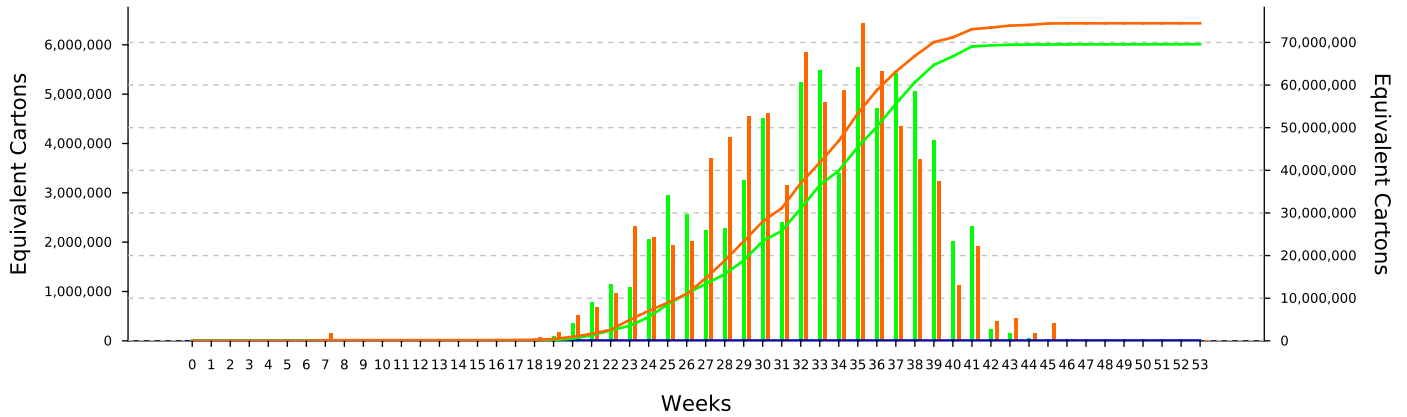
### Current Season (2025) (YTD)



### Previous Season (2024) (YTD)



## ORANGES ( OR ) Exported to All Regions : Current Season vs Previous Seasons

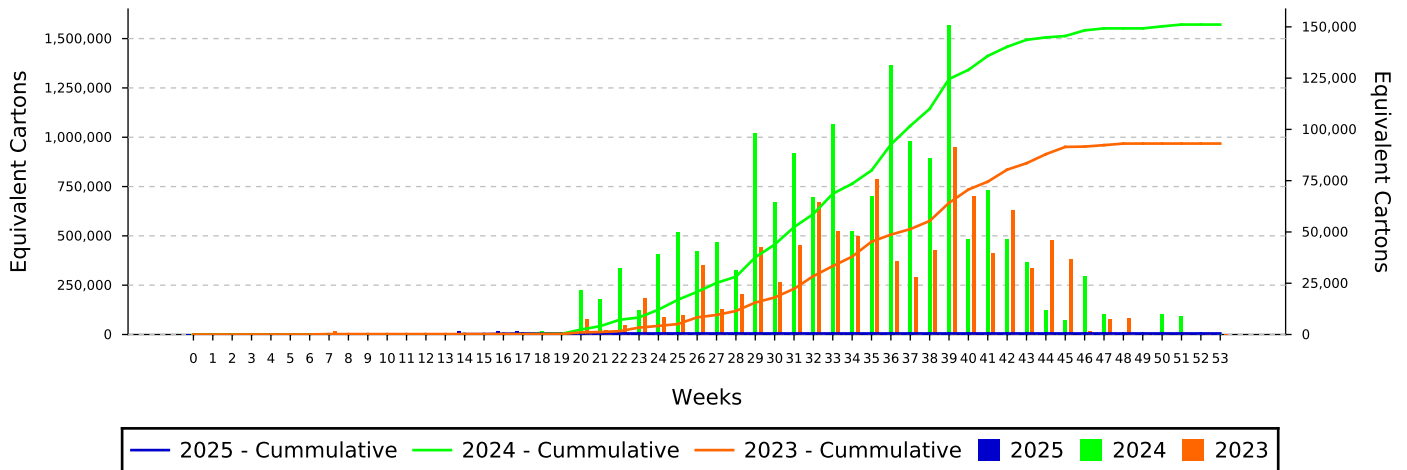


— 2025 - cummulative — 2024 - cummulative — 2023 - cummulative ■ 2025 ■ 2024 ■ 2023

Week	2025 - Current	2025 - Cummulative	2024 - Current	2024 - Cummulative	2023 - Current	2023 - Cummulative
0	0	0	0	0	0	0
1	250	250	0	0	0	0
2	0	250	0	0	0	0
3	0	250	0	0	256	256
4	0	250	0	0	0	256
5	0	250	3,544	3,544	0	256
6	0	250	2,022	5,566	0	256
7	0	250	0	5,566	157,119	157,375
8	0	250	0	5,566	0	157,375
9	0	250	0	5,566	0	157,375
10	0	250	0	5,566	0	157,375
11	250	499	1,038	6,604	0	157,375
12	143	643	0	6,604	0	157,375
13	2,330	2,973	832	7,436	5,283	162,658
14	6,656	9,629	5,120	12,556	0	162,658
15	582	10,211	1,595	14,150	969	163,627
16	13,289	23,500	11,612	25,762	5,885	169,512
17	14,503	38,003	23,781	49,543	13,852	183,364
18	22,075	60,078	29,068	78,611	76,273	259,637
19	0	60,078	97,147	175,758	168,084	427,721
20	0	60,078	348,217	523,975	518,012	945,733
21	0	60,078	772,037	1,296,012	680,529	1,626,261
22	0	60,078	1,145,935	2,441,948	963,637	2,589,898
23	0	60,078	1,085,080	3,527,028	2,317,499	4,907,397
24	0	60,078	2,056,032	5,583,059	2,106,464	7,013,861
25	0	60,078	2,959,470	8,542,529	1,936,845	8,950,706
26	0	60,078	2,562,773	11,105,301	2,020,150	10,970,856
27	0	60,078	2,237,602	13,342,903	3,704,633	14,675,488
28	0	60,078	2,274,843	15,617,746	4,119,479	18,794,967
29	0	60,078	3,244,447	18,862,193	4,556,524	23,351,491
30	0	60,078	4,514,105	23,376,298	4,618,750	27,970,242
31	0	60,078	2,408,510	25,784,808	3,151,249	31,121,491
32	0	60,078	5,248,742	31,033,550	5,851,933	36,973,424
33	0	60,078	5,491,295	36,524,845	4,837,785	41,811,209
34	0	60,078	3,404,285	39,929,130	5,087,474	46,898,682
35	0	60,078	5,546,595	45,475,725	6,436,984	53,335,666
36	0	60,078	4,707,409	50,183,134	5,455,189	58,790,855
37	0	60,078	5,416,173	55,599,307	4,346,090	63,136,945
38	0	60,078	5,059,146	60,658,453	3,686,573	66,823,518
39	0	60,078	4,055,486	64,713,939	3,233,483	70,057,000
40	0	60,078	2,016,176	66,730,115	1,132,796	71,189,797
41	0	60,078	2,320,995	69,051,110	1,906,636	73,096,433
42	0	60,078	239,007	69,290,117	385,279	73,481,712
43	0	60,078	157,452	69,447,569	456,792	73,938,503
44	0	60,078	49,593	69,497,162	159,039	74,097,543
45	0	60,078	8,875	69,506,037	345,411	74,442,954
46	0	60,078	30,219	69,536,256	32,299	74,475,252
47	0	60,078	14,970	69,551,226	7,369	74,482,621
48	0	60,078	0	69,551,226	7,893	74,490,514
49	0	60,078	0	69,551,226	92	74,490,606
50	0	60,078	10,196	69,561,422	0	74,490,606
51	0	60,078	9,117	69,570,539	0	74,490,606
52	0	60,078	0	69,570,539	0	74,490,606
53	0	60,078	0	69,570,539	0	74,490,606

**Indemnity:**  
Agri-hub shall take all reasonable precautions to ensure that any information and data provided by Agri-hub from its information sources are correct. Neither Agri-hub nor any of its directors, employees or information sources take any responsibility for action or losses that might occur as a result of the usage of this information.

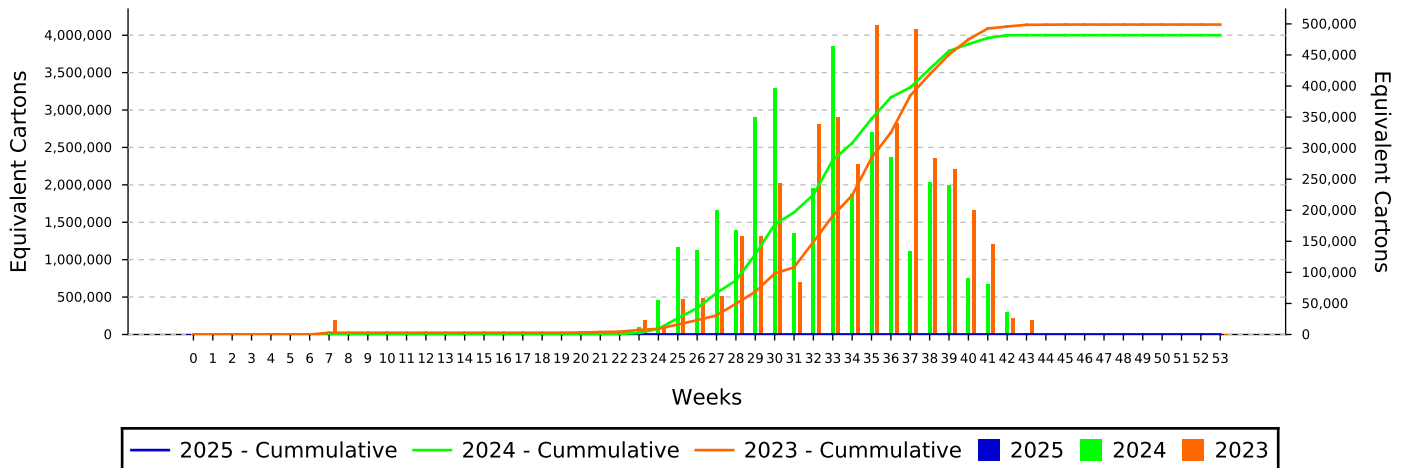
## ORANGES ( OR ) Exported to Africa and Islands ( AFI ) : Current Season vs Previous Seasons



Week	2025 - Current	2025 - Cumulative	2024 - Current	2024 - Cumulative	2023 - Current	2023 - Cumulative
0	0	0	0	0	0	0
1	250	250	0	0	0	0
2	0	250	0	0	0	0
3	0	250	0	0	256	256
4	0	250	0	0	0	256
5	0	250	0	0	0	256
6	0	250	0	0	0	256
7	0	250	0	0	1,744	2,000
8	0	250	0	0	0	2,000
9	0	250	0	0	0	2,000
10	0	250	0	0	0	2,000
11	0	250	0	0	0	2,000
12	0	250	0	0	0	2,000
13	0	250	832	832	0	2,000
14	1,664	1,914	0	832	0	2,000
15	0	1,914	0	832	0	2,000
16	1,773	3,687	0	832	0	2,000
17	1,641	5,327	291	1,123	0	2,000
18	0	5,327	1,862	2,985	0	2,000
19	0	5,327	250	3,234	862	2,862
20	0	5,327	21,775	25,009	7,571	10,432
21	0	5,327	17,289	42,298	2,326	12,758
22	0	5,327	32,235	74,533	4,467	17,225
23	0	5,327	11,894	86,428	17,797	35,022
24	0	5,327	39,268	125,696	8,477	43,500
25	0	5,327	50,127	175,823	9,324	52,824
26	0	5,327	40,496	216,319	34,029	86,853
27	0	5,327	45,219	261,537	12,293	99,147
28	0	5,327	31,294	292,831	19,978	119,125
29	0	5,327	98,352	391,183	42,787	161,912
30	0	5,327	64,710	455,893	25,787	187,698
31	0	5,327	88,253	544,146	43,872	231,571
32	0	5,327	66,821	610,967	64,720	296,290
33	0	5,327	102,734	713,701	50,574	346,864
34	0	5,327	50,295	763,996	47,798	394,662
35	0	5,327	67,751	831,747	75,936	470,598
36	0	5,327	131,455	963,202	35,717	506,315
37	0	5,327	94,382	1,057,584	27,901	534,215
38	0	5,327	86,150	1,143,734	41,315	575,530
39	0	5,327	151,114	1,294,848	91,644	667,174
40	0	5,327	46,526	1,341,374	67,485	734,659
41	0	5,327	70,647	1,412,021	39,954	774,613
42	0	5,327	46,634	1,458,656	60,938	835,551
43	0	5,327	35,122	1,493,778	32,547	868,098
44	0	5,327	12,109	1,505,887	45,849	913,947
45	0	5,327	7,211	1,513,098	36,978	950,926
46	0	5,327	28,555	1,541,653	1,636	952,562
47	0	5,327	10,171	1,551,823	7,369	959,930
48	0	5,327	0	1,551,823	7,893	967,824
49	0	5,327	0	1,551,823	92	967,916
50	0	5,327	10,196	1,562,019	0	967,916
51	0	5,327	9,117	1,571,137	0	967,916
52	0	5,327	0	1,571,137	0	967,916
53	0	5,327	0	1,571,137	0	967,916

**Indemnity:**  
 Agri-hub shall take all reasonable precautions to ensure that any information and data provided by Agri-hub from its information sources are correct. Neither Agri-hub nor any of its directors, employees or information sources take any responsibility for action or losses that might occur as a result of the usage of this information.

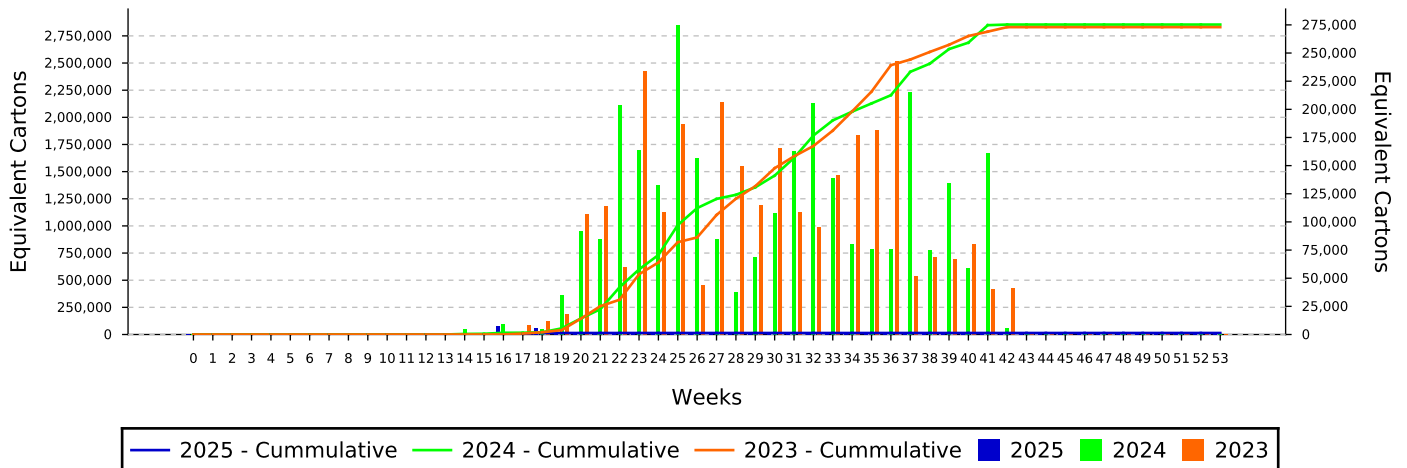
## ORANGES ( OR ) Exported to Asia ( ASA ) : Current Season vs Previous Seasons



Week	2025 - Current	2025 - Cumulative	2024 - Current	2024 - Cumulative	2023 - Current	2023 - Cumulative
0	0	0	0	0	0	0
1	0	0	0	0	0	0
2	0	0	0	0	0	0
3	0	0	0	0	0	0
4	0	0	0	0	0	0
5	0	0	0	0	0	0
6	0	0	0	0	0	0
7	0	0	0	0	23,932	23,932
8	0	0	0	0	0	23,932
9	0	0	0	0	0	23,932
10	0	0	0	0	0	23,932
11	0	0	0	0	0	23,932
12	0	0	0	0	0	23,932
13	0	0	0	0	0	23,932
14	0	0	0	0	0	23,932
15	0	0	0	0	0	23,932
16	0	0	0	0	0	23,932
17	0	0	0	0	0	23,932
18	0	0	0	0	0	23,932
19	0	0	3,245	3,245	0	23,932
20	0	0	0	3,245	3,499	27,430
21	0	0	2,080	5,325	5,007	32,438
22	0	0	2,628	7,953	4,843	37,280
23	0	0	12,762	20,715	23,546	60,826
24	0	0	55,422	76,136	15,560	76,386
25	0	0	141,054	217,190	57,106	133,492
26	0	0	136,260	353,450	58,173	191,665
27	0	0	201,053	554,503	62,731	254,397
28	0	0	168,106	722,608	158,211	412,608
29	0	0	349,456	1,072,065	158,538	571,146
30	0	0	396,952	1,469,017	243,601	814,747
31	0	0	162,904	1,631,920	83,728	898,474
32	0	0	235,321	1,867,241	338,196	1,236,671
33	0	0	463,975	2,331,216	349,393	1,586,064
34	0	0	226,267	2,557,483	273,954	1,860,018
35	0	0	325,582	2,883,065	498,913	2,358,931
36	0	0	286,214	3,169,279	340,830	2,699,760
37	0	0	133,784	3,303,063	492,470	3,192,230
38	0	0	246,188	3,549,250	283,859	3,476,089
39	0	0	240,351	3,789,602	266,715	3,742,804
40	0	0	91,426	3,881,027	199,993	3,942,798
41	0	0	81,349	3,962,376	145,952	4,088,750
42	0	0	36,712	3,999,088	27,056	4,115,806
43	0	0	1,664	4,000,752	23,183	4,138,989
44	0	0	0	4,000,752	1,463	4,140,452
45	0	0	0	4,000,752	1,672	4,142,124
46	0	0	0	4,000,752	0	4,142,124
47	0	0	0	4,000,752	0	4,142,124
48	0	0	0	4,000,752	0	4,142,124
49	0	0	0	4,000,752	0	4,142,124
50	0	0	0	4,000,752	0	4,142,124
51	0	0	0	4,000,752	0	4,142,124
52	0	0	0	4,000,752	0	4,142,124
53	0	0	0	4,000,752	0	4,142,124

**Indemnity:**  
 Agri-hub shall take all reasonable precautions to ensure that any information and data provided by Agri-hub from its information sources are correct. Neither Agri-hub nor any of its directors, employees or information sources take any responsibility for action or losses that might occur as a result of the usage of this information.

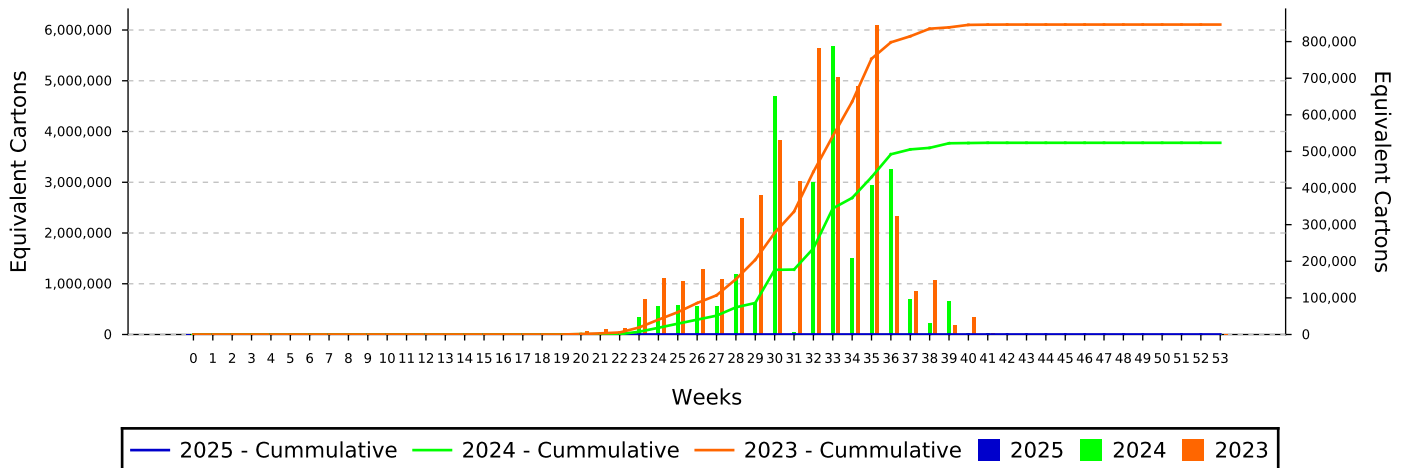
## ORANGES ( OR ) Exported to Canada ( CAN ) : Current Season vs Previous Seasons



Week	2025 - Current	2025 - Cumulative	2024 - Current	2024 - Cumulative	2023 - Current	2023 - Cumulative
0	0	0	0	0	0	0
1	0	0	0	0	0	0
2	0	0	0	0	0	0
3	0	0	0	0	0	0
4	0	0	0	0	0	0
5	0	0	0	0	0	0
6	0	0	0	0	0	0
7	0	0	0	0	0	0
8	0	0	0	0	0	0
9	0	0	0	0	0	0
10	0	0	0	0	0	0
11	0	0	0	0	0	0
12	0	0	0	0	0	0
13	0	0	0	0	0	0
14	0	0	5,120	5,120	0	0
15	0	0	1,595	6,714	0	0
16	7,946	7,946	9,199	15,913	0	0
17	0	7,946	250	16,163	8,835	8,835
18	5,848	13,794	4,659	20,822	12,351	21,186
19	0	13,794	35,486	56,308	18,500	39,686
20	0	13,794	91,595	147,903	106,654	146,340
21	0	13,794	84,438	232,341	114,003	260,343
22	0	13,794	203,420	435,762	60,057	320,399
23	0	13,794	163,715	599,477	234,390	554,790
24	0	13,794	132,633	732,110	108,561	663,351
25	0	13,794	275,292	1,007,401	186,675	850,026
26	0	13,794	156,879	1,164,280	43,918	893,944
27	0	13,794	84,491	1,248,771	206,624	1,100,568
28	0	13,794	37,706	1,286,477	150,020	1,250,588
29	0	13,794	68,781	1,355,258	115,035	1,365,624
30	0	13,794	108,154	1,463,413	165,784	1,531,408
31	0	13,794	163,131	1,626,544	109,212	1,640,620
32	0	13,794	205,822	1,832,366	95,236	1,735,856
33	0	13,794	139,176	1,971,542	141,803	1,877,659
34	0	13,794	80,712	2,052,253	176,961	2,054,620
35	0	13,794	75,588	2,127,841	182,021	2,236,640
36	0	13,794	75,794	2,203,636	243,335	2,479,975
37	0	13,794	215,350	2,418,986	52,302	2,532,277
38	0	13,794	74,684	2,493,669	69,098	2,601,374
39	0	13,794	134,700	2,628,370	66,811	2,668,186
40	0	13,794	59,280	2,687,650	80,404	2,748,590
41	0	13,794	160,899	2,848,549	40,545	2,789,135
42	0	13,794	5,734	2,854,283	41,469	2,830,604
43	0	13,794	0	2,854,283	0	2,830,604
44	0	13,794	0	2,854,283	0	2,830,604
45	0	13,794	0	2,854,283	0	2,830,604
46	0	13,794	0	2,854,283	0	2,830,604
47	0	13,794	0	2,854,283	0	2,830,604
48	0	13,794	0	2,854,283	0	2,830,604
49	0	13,794	0	2,854,283	0	2,830,604
50	0	13,794	0	2,854,283	0	2,830,604
51	0	13,794	0	2,854,283	0	2,830,604
52	0	13,794	0	2,854,283	0	2,830,604
53	0	13,794	0	2,854,283	0	2,830,604

**Indemnity:**  
 Agri-hub shall take all reasonable precautions to ensure that any information and data provided by Agri-hub from its information sources are correct. Neither Agri-hub nor any of its directors, employees or information sources take any responsibility for action or losses that might occur as a result of the usage of this information.

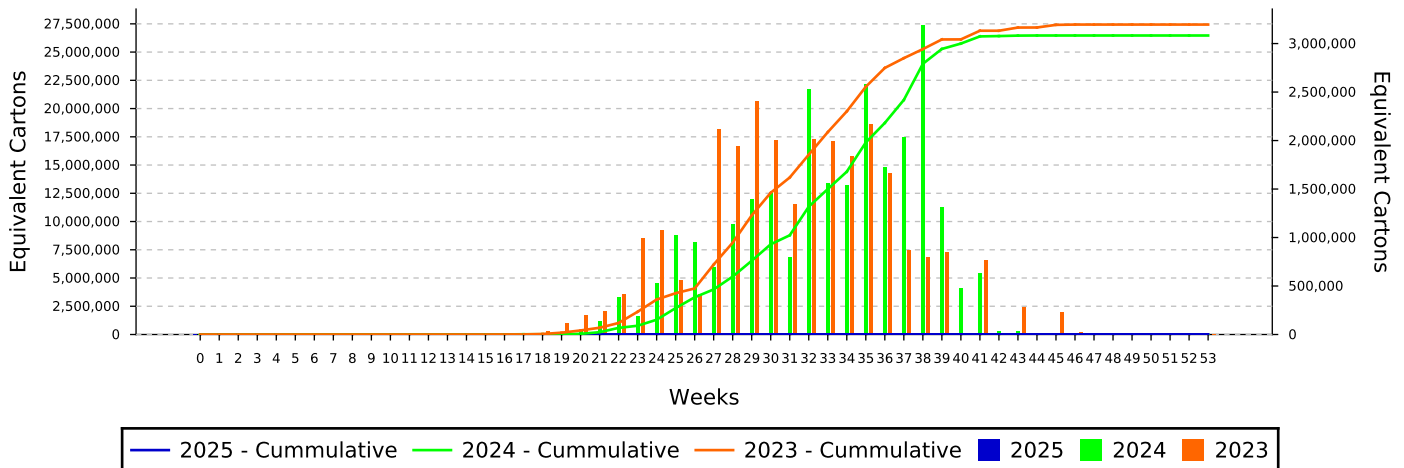
## ORANGES ( OR ) Exported to China ( CHN ) : Current Season vs Previous Seasons



Week	2025 - Current	2025 - Cumulative	2024 - Current	2024 - Cumulative	2023 - Current	2023 - Cumulative
0	0	0	0	0	0	0
1	0	0	0	0	0	0
2	0	0	0	0	0	0
3	0	0	0	0	0	0
4	0	0	0	0	0	0
5	0	0	0	0	0	0
6	0	0	0	0	0	0
7	0	0	0	0	0	0
8	0	0	0	0	0	0
9	0	0	0	0	0	0
10	0	0	0	0	0	0
11	0	0	0	0	0	0
12	0	0	0	0	0	0
13	0	0	0	0	0	0
14	0	0	0	0	0	0
15	0	0	0	0	0	0
16	0	0	0	0	0	0
17	0	0	0	0	0	0
18	0	0	0	0	0	0
19	0	0	1,664	1,664	0	0
20	0	0	4,796	6,460	8,919	8,919
21	0	0	0	6,460	13,771	22,691
22	0	0	416	6,876	17,107	39,798
23	0	0	47,299	54,175	97,691	137,489
24	0	0	78,008	132,183	154,581	292,071
25	0	0	81,361	213,544	147,247	439,318
26	0	0	78,709	292,254	180,233	619,550
27	0	0	78,843	371,096	151,921	771,471
28	0	0	164,329	535,425	318,320	1,089,791
29	0	0	86,129	621,554	382,034	1,471,825
30	0	0	652,027	1,273,581	530,244	2,002,069
31	0	0	6,590	1,280,170	419,609	2,421,677
32	0	0	416,509	1,696,679	783,691	3,205,368
33	0	0	787,628	2,484,308	703,158	3,908,526
34	0	0	207,657	2,691,965	677,959	4,586,484
35	0	0	407,496	3,099,461	846,492	5,432,977
36	0	0	451,578	3,551,039	324,144	5,757,121
37	0	0	96,277	3,647,316	119,794	5,876,914
38	0	0	30,364	3,677,680	149,072	6,025,986
39	0	0	90,412	3,768,093	26,303	6,052,290
40	0	0	4,992	3,773,085	48,576	6,100,866
41	0	0	4,930	3,778,014	4,838	6,105,704
42	0	0	0	3,778,014	1,735	6,107,440
43	0	0	0	3,778,014	0	6,107,440
44	0	0	0	3,778,014	0	6,107,440
45	0	0	0	3,778,014	0	6,107,440
46	0	0	0	3,778,014	0	6,107,440
47	0	0	0	3,778,014	0	6,107,440
48	0	0	0	3,778,014	0	6,107,440
49	0	0	0	3,778,014	0	6,107,440
50	0	0	0	3,778,014	0	6,107,440
51	0	0	0	3,778,014	0	6,107,440
52	0	0	0	3,778,014	0	6,107,440
53	0	0	0	3,778,014	0	6,107,440

**Indemnity:**  
 Agri-hub shall take all reasonable precautions to ensure that any information and data provided by Agri-hub from its information sources are correct. Neither Agri-hub nor any of its directors, employees or information sources take any responsibility for action or losses that might occur as a result of the usage of this information.

## ORANGES ( OR ) Exported to Europe ( EUR ) : Current Season vs Previous Seasons

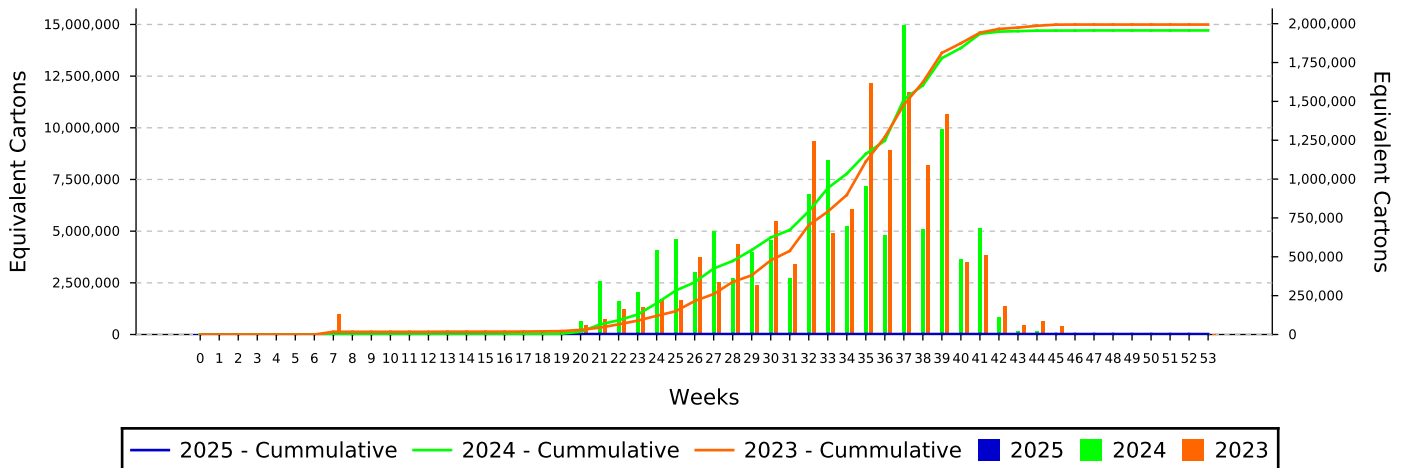


Week	2025 - Current	2025 - Cumulative	2024 - Current	2024 - Cumulative	2023 - Current	2023 - Cumulative
0	0	0	0	0	0	0
1	0	0	0	0	0	0
2	0	0	0	0	0	0
3	0	0	0	0	0	0
4	0	0	0	0	0	0
5	0	0	3,544	3,544	0	0
6	0	0	2,022	5,566	0	0
7	0	0	0	5,566	0	0
8	0	0	0	5,566	0	0
9	0	0	0	5,566	0	0
10	0	0	0	5,566	0	0
11	0	0	1,038	6,604	0	0
12	0	0	0	6,604	0	0
13	684	684	0	6,604	0	0
14	4,992	5,676	0	6,604	0	0
15	0	5,676	0	6,604	0	0
16	0	5,676	0	6,604	4,485	4,485
17	0	5,676	14,005	20,609	1,676	6,161
18	7,590	13,266	1,664	22,273	39,806	45,967
19	0	13,266	5,408	27,681	114,850	160,817
20	0	13,266	31,363	59,044	198,913	359,730
21	0	13,266	143,993	203,037	237,340	597,070
22	0	13,266	382,908	585,946	422,529	1,019,599
23	0	13,266	188,953	774,899	994,855	2,014,453
24	0	13,266	533,483	1,308,382	1,077,887	3,092,341
25	0	13,266	1,029,401	2,337,783	562,401	3,654,741
26	0	13,266	956,468	3,294,251	421,333	4,076,074
27	0	13,266	696,666	3,990,917	2,115,171	6,191,245
28	0	13,266	1,135,576	5,126,493	1,938,816	8,130,062
29	0	13,266	1,397,235	6,523,727	2,410,873	10,540,935
30	0	13,266	1,462,925	7,986,652	2,006,219	12,547,154
31	0	13,266	795,613	8,782,265	1,350,752	13,897,906
32	0	13,266	2,532,594	11,314,859	2,019,033	15,916,939
33	0	13,266	1,559,264	12,874,123	1,996,338	17,913,277
34	0	13,266	1,540,012	14,414,135	1,841,501	19,754,778
35	0	13,266	2,584,929	16,999,064	2,174,934	21,929,712
36	0	13,266	1,727,841	18,726,905	1,665,216	23,594,928
37	0	13,266	2,037,272	20,764,177	867,509	24,462,436
38	0	13,266	3,195,860	23,960,038	800,072	25,262,508
39	0	13,266	1,316,821	25,276,859	855,200	26,117,709
40	0	13,266	476,781	25,753,639	5,439	26,123,148
41	0	13,266	633,511	26,387,151	767,398	26,890,546
42	0	13,266	31,592	26,418,743	0	26,890,546
43	0	13,266	38,190	26,456,933	281,438	27,171,984
44	0	13,266	9,723	26,466,656	3,575	27,175,559
45	0	13,266	0	26,466,656	233,893	27,409,452
46	0	13,266	0	26,466,656	26,066	27,435,518
47	0	13,266	0	26,466,656	0	27,435,518
48	0	13,266	0	26,466,656	0	27,435,518
49	0	13,266	0	26,466,656	0	27,435,518
50	0	13,266	0	26,466,656	0	27,435,518
51	0	13,266	0	26,466,656	0	27,435,518
52	0	13,266	0	26,466,656	0	27,435,518
53	0	13,266	0	26,466,656	0	27,435,518

**Indemnity:**  
Agri-hub shall take all reasonable precautions to ensure that any information and data provided by Agri-hub from its information sources are correct. Neither Agri-hub nor any of its directors, employees or information sources take any responsibility for action or losses that might occur as a result of the usage of this information.



## ORANGES ( OR ) Exported to Middle East ( MEA ) : Current Season vs Previous Seasons

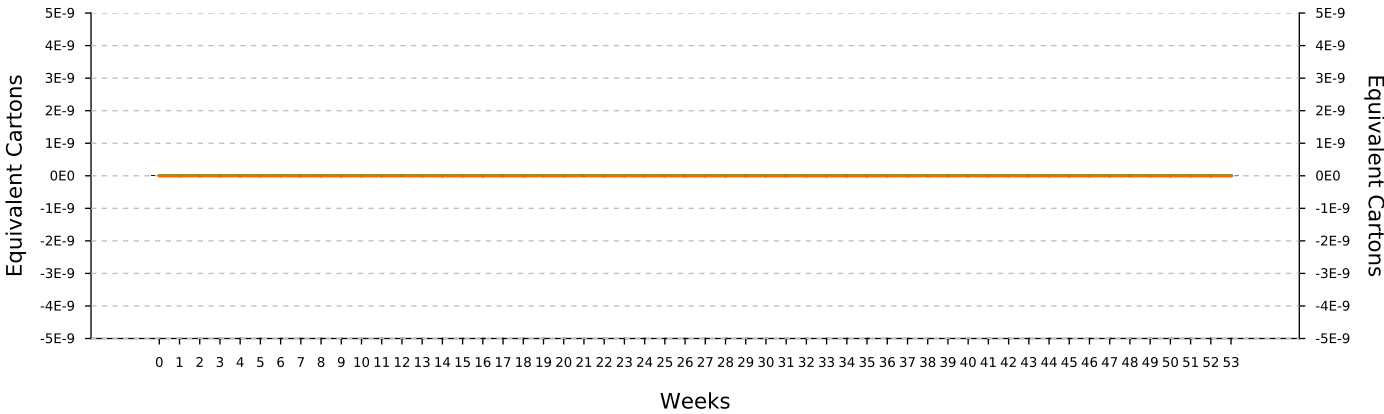


Week	2025 - Current	2025 - Cumulative	2024 - Current	2024 - Cumulative	2023 - Current	2023 - Cumulative
0	0	0	0	0	0	0
1	0	0	0	0	0	0
2	0	0	0	0	0	0
3	0	0	0	0	0	0
4	0	0	0	0	0	0
5	0	0	0	0	0	0
6	0	0	0	0	0	0
7	0	0	0	0	131,443	131,443
8	0	0	0	0	0	131,443
9	0	0	0	0	0	131,443
10	0	0	0	0	0	131,443
11	250	250	0	0	0	131,443
12	143	393	0	0	0	131,443
13	1,646	2,039	0	0	5,283	136,726
14	0	2,039	0	0	0	136,726
15	582	2,622	0	0	969	137,695
16	2,074	4,696	2,413	2,413	0	137,695
17	12,862	17,558	9,235	11,648	3,342	141,037
18	3,118	20,677	16,950	28,598	11,872	152,908
19	0	20,677	13,312	41,910	11,614	164,522
20	0	20,677	89,646	131,556	60,573	225,095
21	0	20,677	344,304	475,859	102,136	327,232
22	0	20,677	212,918	688,778	164,945	492,176
23	0	20,677	275,987	964,764	179,260	671,436
24	0	20,677	546,553	1,511,317	230,925	902,362
25	0	20,677	612,593	2,123,911	221,689	1,124,051
26	0	20,677	401,164	2,525,075	495,725	1,619,776
27	0	20,677	665,994	3,191,068	338,493	1,958,269
28	0	20,677	365,723	3,556,791	583,691	2,541,959
29	0	20,677	528,973	4,085,764	319,805	2,861,765
30	0	20,677	606,311	4,692,074	727,178	3,588,943
31	0	20,677	362,945	5,055,019	454,558	4,043,501
32	0	20,677	902,643	5,957,663	1,246,343	5,289,843
33	0	20,677	1,121,844	7,079,507	654,232	5,944,075
34	0	20,677	699,836	7,779,343	806,116	6,750,191
35	0	20,677	957,695	8,737,038	1,615,387	8,365,577
36	0	20,677	639,756	9,376,794	1,186,930	9,552,507
37	0	20,677	1,994,324	11,371,118	1,558,758	11,111,265
38	0	20,677	679,377	12,050,495	1,093,628	12,204,893
39	0	20,677	1,319,780	13,370,275	1,419,374	13,624,268
40	0	20,677	487,965	13,858,240	466,079	14,090,346
41	0	20,677	683,908	14,542,148	510,153	14,600,499
42	0	20,677	109,763	14,651,911	182,029	14,782,529
43	0	20,677	25,297	14,677,208	63,663	14,846,192
44	0	20,677	24,628	14,701,836	89,962	14,936,154
45	0	20,677	1,664	14,703,500	53,694	14,989,848
46	0	20,677	1,664	14,705,164	4,596	14,994,444
47	0	20,677	4,800	14,709,963	0	14,994,444
48	0	20,677	0	14,709,963	0	14,994,444
49	0	20,677	0	14,709,963	0	14,994,444
50	0	20,677	0	14,709,963	0	14,994,444
51	0	20,677	0	14,709,963	0	14,994,444
52	0	20,677	0	14,709,963	0	14,994,444
53	0	20,677	0	14,709,963	0	14,994,444

**Indemnity:**  
 Agri-hub shall take all reasonable precautions to ensure that any information and data provided by Agri-hub from its information sources are correct. Neither Agri-hub nor any of its directors, employees or information sources take any responsibility for action or losses that might occur as a result of the usage of this information.



ORANGES ( OR ) Exported to North-America ( NAM ) : Current Season vs Previous Seasons

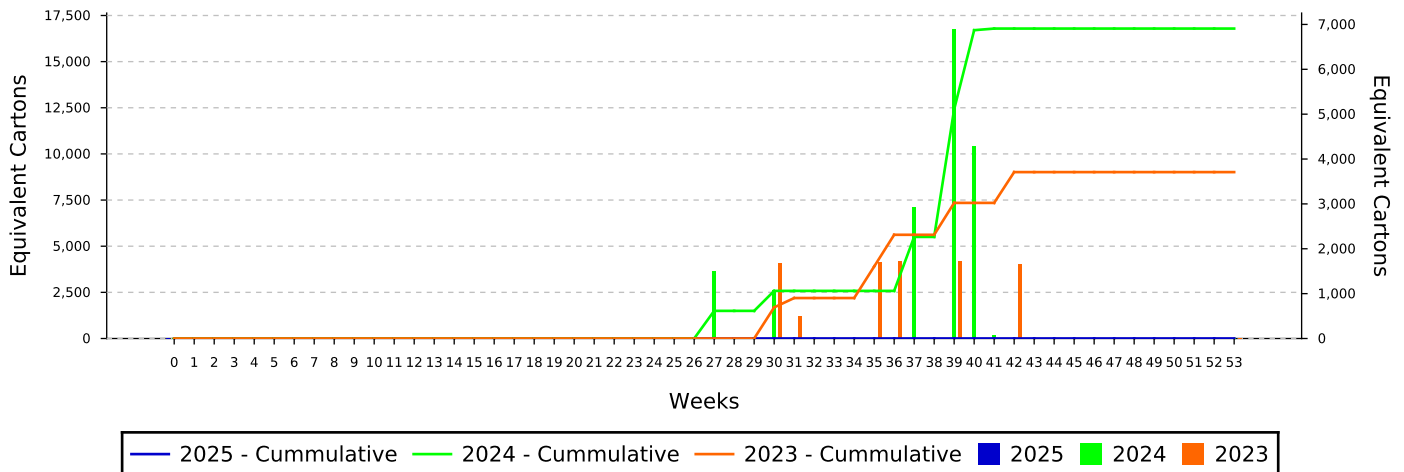


2025 - Cumulative 2024 - Cumulative 2023 - Cumulative 2025 2024 2023

Week	2025 - Current	2025 - Cumulative	2024 - Current	2024 - Cumulative	2023 - Current	2023 - Cumulative
0	0	0	0	0	0	0
1	0	0	0	0	0	0
2	0	0	0	0	0	0
3	0	0	0	0	0	0
4	0	0	0	0	0	0
5	0	0	0	0	0	0
6	0	0	0	0	0	0
7	0	0	0	0	0	0
8	0	0	0	0	0	0
9	0	0	0	0	0	0
10	0	0	0	0	0	0
11	0	0	0	0	0	0
12	0	0	0	0	0	0
13	0	0	0	0	0	0
14	0	0	0	0	0	0
15	0	0	0	0	0	0
16	0	0	0	0	0	0
17	0	0	0	0	0	0
18	0	0	0	0	0	0
19	0	0	0	0	0	0
20	0	0	0	0	0	0
21	0	0	0	0	0	0
22	0	0	0	0	0	0
23	0	0	0	0	0	0
24	0	0	0	0	0	0
25	0	0	0	0	0	0
26	0	0	0	0	0	0
27	0	0	0	0	0	0
28	0	0	0	0	0	0
29	0	0	0	0	0	0
30	0	0	0	0	0	0
31	0	0	0	0	0	0
32	0	0	0	0	0	0
33	0	0	0	0	0	0
34	0	0	0	0	0	0
35	0	0	0	0	0	0
36	0	0	0	0	0	0
37	0	0	0	0	0	0
38	0	0	0	0	0	0
39	0	0	0	0	0	0
40	0	0	0	0	0	0
41	0	0	0	0	0	0
42	0	0	0	0	0	0
43	0	0	0	0	0	0
44	0	0	0	0	0	0
45	0	0	0	0	0	0
46	0	0	0	0	0	0
47	0	0	0	0	0	0
48	0	0	0	0	0	0
49	0	0	0	0	0	0
50	0	0	0	0	0	0
51	0	0	0	0	0	0
52	0	0	0	0	0	0
53	0	0	0	0	0	0

**Indemnity:**  
Agri-hub shall take all reasonable precautions to ensure that any information and data provided by Agri-hub from its information sources are correct. Neither Agri-hub nor any of its directors, employees or information sources take any responsibility for action or losses that might occur as a result of the usage of this information.

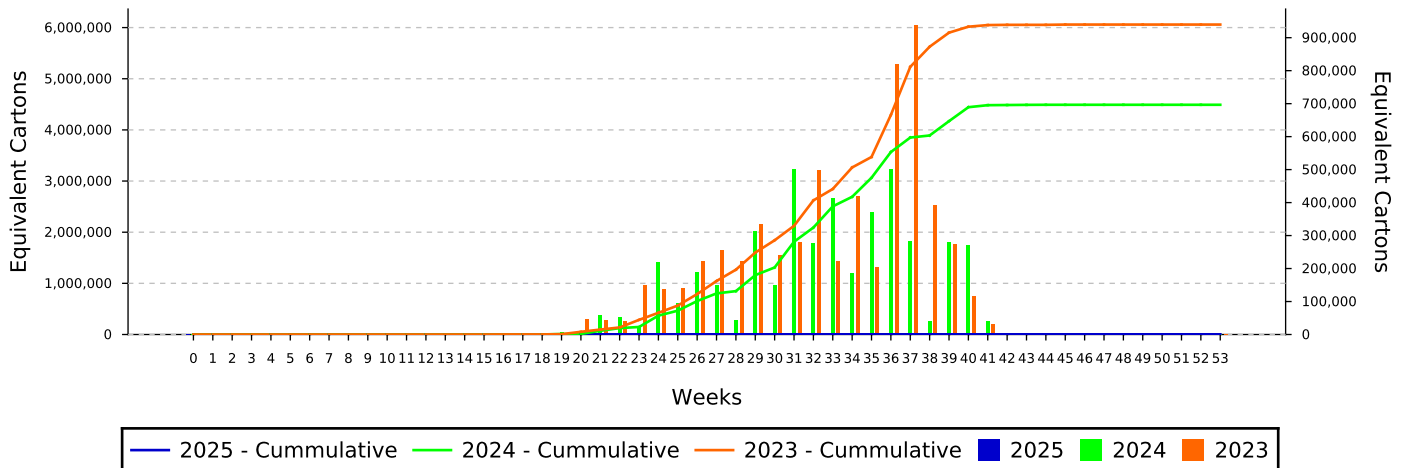
## ORANGES ( OR ) Exported to Other ( OTH ) : Current Season vs Previous Seasons



Week	2025 - Current	2025 - Cumulative	2024 - Current	2024 - Cumulative	2023 - Current	2023 - Cumulative
0	0	0	0	0	0	0
1	0	0	0	0	0	0
2	0	0	0	0	0	0
3	0	0	0	0	0	0
4	0	0	0	0	0	0
5	0	0	0	0	0	0
6	0	0	0	0	0	0
7	0	0	0	0	0	0
8	0	0	0	0	0	0
9	0	0	0	0	0	0
10	0	0	0	0	0	0
11	0	0	0	0	0	0
12	0	0	0	0	0	0
13	0	0	0	0	0	0
14	0	0	0	0	0	0
15	0	0	0	0	0	0
16	0	0	0	0	0	0
17	0	0	0	0	0	0
18	0	0	0	0	0	0
19	0	0	0	0	0	0
20	0	0	0	0	0	0
21	0	0	0	0	0	0
22	0	0	0	0	0	0
23	0	0	0	0	0	0
24	0	0	0	0	0	0
25	0	0	0	0	0	0
26	0	0	0	0	0	0
27	0	0	1,498	1,498	0	0
28	0	0	0	1,498	0	0
29	0	0	0	1,498	0	0
30	0	0	1,082	2,579	1,685	1,685
31	0	0	0	2,579	507	2,192
32	0	0	0	2,579	0	2,192
33	0	0	0	2,579	0	2,192
34	0	0	0	2,579	0	2,192
35	0	0	0	2,579	1,707	3,900
36	0	0	0	2,579	1,719	5,619
37	0	0	2,926	5,505	0	5,619
38	0	0	0	5,505	0	5,619
39	0	0	6,908	12,413	1,729	7,348
40	0	0	4,290	16,704	0	7,348
41	0	0	88	16,791	0	7,348
42	0	0	0	16,791	1,667	9,015
43	0	0	0	16,791	0	9,015
44	0	0	0	16,791	0	9,015
45	0	0	0	16,791	0	9,015
46	0	0	0	16,791	0	9,015
47	0	0	0	16,791	0	9,015
48	0	0	0	16,791	0	9,015
49	0	0	0	16,791	0	9,015
50	0	0	0	16,791	0	9,015
51	0	0	0	16,791	0	9,015
52	0	0	0	16,791	0	9,015
53	0	0	0	16,791	0	9,015

**Indemnity:**  
 Agri-hub shall take all reasonable precautions to ensure that any information and data provided by Agri-hub from its information sources are correct. Neither Agri-hub nor any of its directors, employees or information sources take any responsibility for action or losses that might occur as a result of the usage of this information.

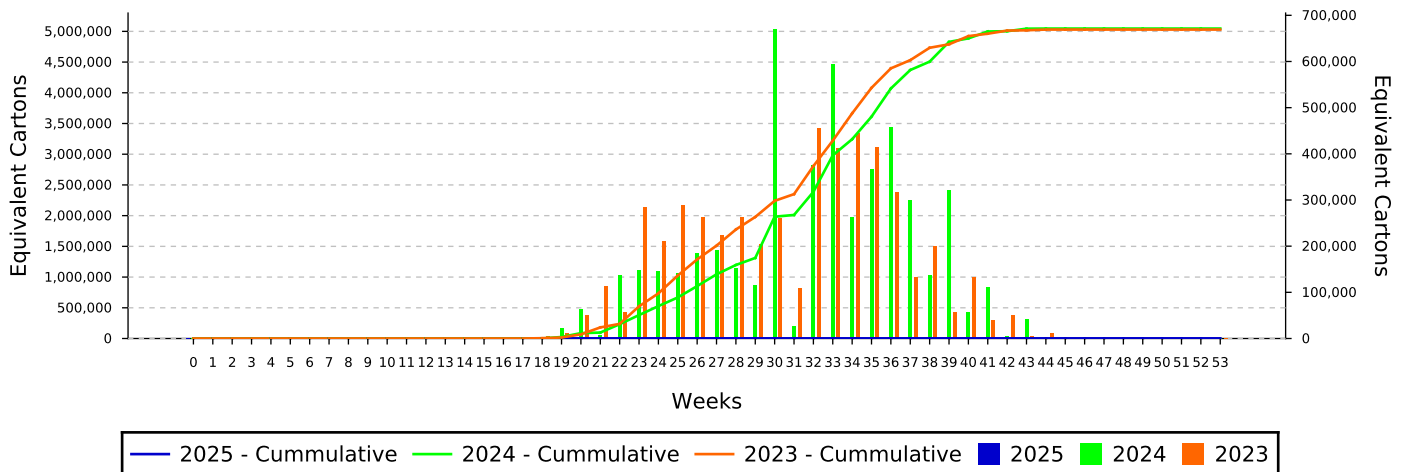
## ORANGES ( OR ) Exported to Russian Federation ( RUS ) : Current Season vs Previous Seasons



Week	2025 - Current	2025 - Cumulative	2024 - Current	2024 - Cumulative	2023 - Current	2023 - Cumulative
0	0	0	0	0	0	0
1	0	0	0	0	0	0
2	0	0	0	0	0	0
3	0	0	0	0	0	0
4	0	0	0	0	0	0
5	0	0	0	0	0	0
6	0	0	0	0	0	0
7	0	0	0	0	0	0
8	0	0	0	0	0	0
9	0	0	0	0	0	0
10	0	0	0	0	0	0
11	0	0	0	0	0	0
12	0	0	0	0	0	0
13	0	0	0	0	0	0
14	0	0	0	0	0	0
15	0	0	0	0	0	0
16	0	0	0	0	1,400	1,400
17	0	0	0	0	0	1,400
18	3,166	3,166	946	946	0	1,400
19	0	3,166	8,299	9,245	4,719	6,119
20	0	3,166	2,867	12,112	46,398	52,517
21	0	3,166	60,376	72,489	43,728	96,245
22	0	3,166	52,127	124,616	41,441	137,686
23	0	3,166	22,682	147,298	148,734	286,420
24	0	3,166	221,168	368,466	137,463	423,882
25	0	3,166	96,961	465,428	141,838	565,721
26	0	3,166	188,590	654,018	224,108	789,828
27	0	3,166	149,132	803,150	255,792	1,045,620
28	0	3,166	44,629	847,779	221,479	1,267,099
29	0	3,166	312,527	1,160,306	333,995	1,601,095
30	0	3,166	150,114	1,310,420	240,902	1,841,996
31	0	3,166	502,635	1,813,055	281,769	2,123,765
32	0	3,166	277,346	2,090,401	497,632	2,621,396
33	0	3,166	414,392	2,504,793	223,311	2,844,708
34	0	3,166	187,242	2,692,035	420,641	3,265,349
35	0	3,166	372,174	3,064,209	205,327	3,470,676
36	0	3,166	502,556	3,566,766	821,403	4,292,079
37	0	3,166	283,089	3,849,855	939,794	5,231,873
38	0	3,166	40,914	3,890,769	393,918	5,625,791
39	0	3,166	280,189	4,170,958	275,392	5,901,183
40	0	3,166	272,464	4,443,422	116,311	6,017,494
41	0	3,166	39,705	4,483,127	31,683	6,049,176
42	0	3,166	3,328	4,486,455	4,867	6,054,043
43	0	3,166	2,884	4,489,339	0	6,054,043
44	0	3,166	1,468	4,490,807	0	6,054,043
45	0	3,166	0	4,490,807	5,067	6,059,110
46	0	3,166	0	4,490,807	0	6,059,110
47	0	3,166	0	4,490,807	0	6,059,110
48	0	3,166	0	4,490,807	0	6,059,110
49	0	3,166	0	4,490,807	0	6,059,110
50	0	3,166	0	4,490,807	0	6,059,110
51	0	3,166	0	4,490,807	0	6,059,110
52	0	3,166	0	4,490,807	0	6,059,110
53	0	3,166	0	4,490,807	0	6,059,110

**Indemnity:**  
 Agri-hub shall take all reasonable precautions to ensure that any information and data provided by Agri-hub from its information sources are correct. Neither Agri-hub nor any of its directors, employees or information sources take any responsibility for action or losses that might occur as a result of the usage of this information.

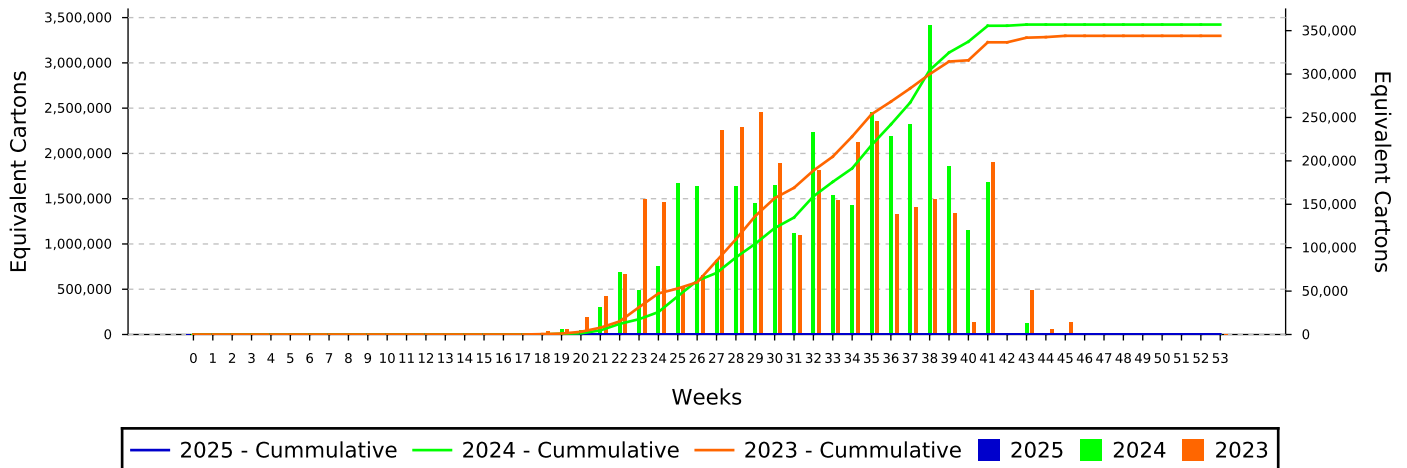
## ORANGES ( OR ) Exported to South East Asia ( SEA ) : Current Season vs Previous Seasons



Week	2025 - Current	2025 - Cumulative	2024 - Current	2024 - Cumulative	2023 - Current	2023 - Cumulative
0	0	0	0	0	0	0
1	0	0	0	0	0	0
2	0	0	0	0	0	0
3	0	0	0	0	0	0
4	0	0	0	0	0	0
5	0	0	0	0	0	0
6	0	0	0	0	0	0
7	0	0	0	0	0	0
8	0	0	0	0	0	0
9	0	0	0	0	0	0
10	0	0	0	0	0	0
11	0	0	0	0	0	0
12	0	0	0	0	0	0
13	0	0	0	0	0	0
14	0	0	0	0	0	0
15	0	0	0	0	0	0
16	1,495	1,495	0	0	0	0
17	0	1,495	0	0	0	0
18	723	2,218	1,323	1,323	4,809	4,809
19	0	2,218	23,062	24,385	11,491	16,300
20	0	2,218	63,352	87,737	51,191	67,491
21	0	2,218	8,492	96,229	112,645	180,136
22	0	2,218	136,450	232,679	57,989	238,125
23	0	2,218	148,613	381,292	285,740	523,865
24	0	2,218	145,883	527,174	210,770	734,635
25	0	2,218	141,178	668,353	289,721	1,024,356
26	0	2,218	184,519	852,872	263,102	1,287,458
27	0	2,218	191,801	1,044,673	224,154	1,511,612
28	0	2,218	151,891	1,196,564	262,834	1,774,446
29	0	2,218	114,809	1,311,373	204,524	1,978,970
30	0	2,218	671,314	1,982,687	261,702	2,240,672
31	0	2,218	28,049	2,010,736	109,541	2,350,212
32	0	2,218	376,691	2,387,427	456,370	2,806,582
33	0	2,218	593,955	2,981,381	413,694	3,220,276
34	0	2,218	262,981	3,244,362	444,817	3,665,093
35	0	2,218	366,637	3,610,999	415,298	4,080,391
36	0	2,218	458,452	4,069,451	316,908	4,397,299
37	0	2,218	301,027	4,370,477	134,154	4,531,453
38	0	2,218	136,622	4,507,100	201,273	4,732,726
39	0	2,218	321,291	4,828,390	56,501	4,789,227
40	0	2,218	57,176	4,885,566	132,995	4,922,222
41	0	2,218	111,851	4,997,417	39,923	4,962,145
42	0	2,218	4,828	5,002,245	50,440	5,012,585
43	0	2,218	41,499	5,043,743	5,010	5,017,595
44	0	2,218	1,664	5,045,407	11,779	5,029,374
45	0	2,218	0	5,045,407	0	5,029,374
46	0	2,218	0	5,045,407	0	5,029,374
47	0	2,218	0	5,045,407	0	5,029,374
48	0	2,218	0	5,045,407	0	5,029,374
49	0	2,218	0	5,045,407	0	5,029,374
50	0	2,218	0	5,045,407	0	5,029,374
51	0	2,218	0	5,045,407	0	5,029,374
52	0	2,218	0	5,045,407	0	5,029,374
53	0	2,218	0	5,045,407	0	5,029,374

**Indemnity:**  
 Agri-hub shall take all reasonable precautions to ensure that any information and data provided by Agri-hub from its information sources are correct. Neither Agri-hub nor any of its directors, employees or information sources take any responsibility for action or losses that might occur as a result of the usage of this information.

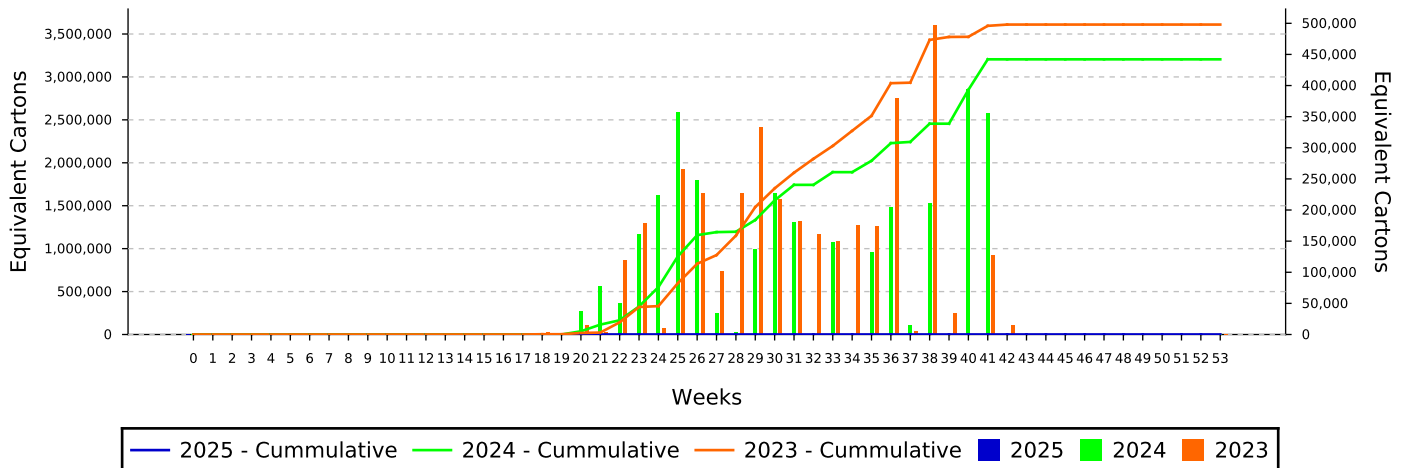
## ORANGES ( OR ) Exported to United Kingdom ( UKI ) : Current Season vs Previous Seasons



Week	2025 - Current	2025 - Cumulative	2024 - Current	2024 - Cumulative	2023 - Current	2023 - Cumulative
0	0	0	0	0	0	0
1	0	0	0	0	0	0
2	0	0	0	0	0	0
3	0	0	0	0	0	0
4	0	0	0	0	0	0
5	0	0	0	0	0	0
6	0	0	0	0	0	0
7	0	0	0	0	0	0
8	0	0	0	0	0	0
9	0	0	0	0	0	0
10	0	0	0	0	0	0
11	0	0	0	0	0	0
12	0	0	0	0	0	0
13	0	0	0	0	0	0
14	0	0	0	0	0	0
15	0	0	0	0	0	0
16	0	0	0	0	0	0
17	0	0	0	0	0	0
18	1,629	1,629	1,664	1,664	4,235	4,235
19	0	1,629	6,422	8,086	6,047	10,282
20	0	1,629	5,114	13,200	19,728	30,010
21	0	1,629	31,914	45,114	44,833	74,843
22	0	1,629	72,333	117,447	69,898	144,741
23	0	1,629	51,653	169,099	156,632	301,373
24	0	1,629	78,755	247,854	152,154	453,528
25	0	1,629	174,735	422,589	54,595	508,123
26	0	1,629	170,901	593,490	68,654	576,777
27	0	1,629	86,365	679,855	235,974	812,751
28	0	1,629	171,271	851,126	239,242	1,051,992
29	0	1,629	151,212	1,002,338	256,189	1,308,182
30	0	1,629	172,449	1,174,787	197,741	1,505,922
31	0	1,629	117,347	1,292,134	114,617	1,620,540
32	0	1,629	233,330	1,525,464	189,557	1,810,096
33	0	1,629	160,385	1,685,849	154,393	1,964,490
34	0	1,629	148,964	1,834,814	222,060	2,186,549
35	0	1,629	256,260	2,091,073	246,011	2,432,560
36	0	1,629	228,646	2,319,720	139,213	2,571,773
37	0	1,629	242,948	2,562,668	147,123	2,718,896
38	0	1,629	357,011	2,919,679	156,363	2,875,259
39	0	1,629	193,920	3,113,599	139,436	3,014,695
40	0	1,629	120,867	3,234,466	13,977	3,028,673
41	0	1,629	175,490	3,409,956	198,608	3,227,280
42	0	1,629	416	3,410,372	0	3,227,280
43	0	1,629	12,797	3,423,169	50,950	3,278,231
44	0	1,629	0	3,423,169	6,412	3,284,643
45	0	1,629	0	3,423,169	14,107	3,298,750
46	0	1,629	0	3,423,169	0	3,298,750
47	0	1,629	0	3,423,169	0	3,298,750
48	0	1,629	0	3,423,169	0	3,298,750
49	0	1,629	0	3,423,169	0	3,298,750
50	0	1,629	0	3,423,169	0	3,298,750
51	0	1,629	0	3,423,169	0	3,298,750
52	0	1,629	0	3,423,169	0	3,298,750
53	0	1,629	0	3,423,169	0	3,298,750

**Indemnity:**  
 Agri-hub shall take all reasonable precautions to ensure that any information and data provided by Agri-hub from its information sources are correct. Neither Agri-hub nor any of its directors, employees or information sources take any responsibility for action or losses that might occur as a result of the usage of this information.

## ORANGES ( OR ) Exported to United States ( US ) : Current Season vs Previous Seasons



Week	2025 - Current	2025 - Cumulative	2024 - Current	2024 - Cumulative	2023 - Current	2023 - Cumulative
0	0	0	0	0	0	0
1	0	0	0	0	0	0
2	0	0	0	0	0	0
3	0	0	0	0	0	0
4	0	0	0	0	0	0
5	0	0	0	0	0	0
6	0	0	0	0	0	0
7	0	0	0	0	0	0
8	0	0	0	0	0	0
9	0	0	0	0	0	0
10	0	0	0	0	0	0
11	0	0	0	0	0	0
12	0	0	0	0	0	0
13	0	0	0	0	0	0
14	0	0	0	0	0	0
15	0	0	0	0	0	0
16	0	0	0	0	0	0
17	0	0	0	0	0	0
18	0	0	0	0	3,200	3,200
19	0	0	0	0	0	3,200
20	0	0	37,709	37,709	14,568	17,768
21	0	0	77,260	114,970	4,740	22,507
22	0	0	50,500	165,470	119,036	141,543
23	0	0	161,520	326,990	178,854	320,397
24	0	0	224,858	551,849	10,085	330,482
25	0	0	356,767	908,616	266,162	596,644
26	0	0	248,786	1,157,402	226,911	823,555
27	0	0	35,150	1,192,552	101,479	925,035
28	0	0	4,320	1,196,872	226,800	1,151,835
29	0	0	136,973	1,333,845	332,744	1,484,579
30	0	0	228,068	1,561,913	216,973	1,701,552
31	0	0	181,043	1,742,956	183,084	1,884,636
32	0	0	0	1,742,956	161,156	2,045,792
33	0	0	147,942	1,890,898	150,890	2,196,682
34	0	0	0	1,890,898	175,667	2,372,348
35	0	0	132,484	2,023,382	174,959	2,547,308
36	0	0	205,116	2,228,498	379,776	2,927,084
37	0	0	14,792	2,243,290	6,264	2,933,348
38	0	0	211,976	2,455,266	497,976	3,431,323
39	0	0	0	2,455,266	34,377	3,465,700
40	0	0	394,409	2,849,676	1,535	3,467,235
41	0	0	355,455	3,205,130	127,582	3,594,817
42	0	0	0	3,205,130	15,079	3,609,895
43	0	0	0	3,205,130	0	3,609,895
44	0	0	0	3,205,130	0	3,609,895
45	0	0	0	3,205,130	0	3,609,895
46	0	0	0	3,205,130	0	3,609,895
47	0	0	0	3,205,130	0	3,609,895
48	0	0	0	3,205,130	0	3,609,895
49	0	0	0	3,205,130	0	3,609,895
50	0	0	0	3,205,130	0	3,609,895
51	0	0	0	3,205,130	0	3,609,895
52	0	0	0	3,205,130	0	3,609,895
53	0	0	0	3,205,130	0	3,609,895

**Indemnity:**  
 Agri-hub shall take all reasonable precautions to ensure that any information and data provided by Agri-hub from its information sources are correct. Neither Agri-hub nor any of its directors, employees or information sources take any responsibility for action or losses that might occur as a result of the usage of this information.

## Glossary of Key Terms

### Actual Cartons (ActCtn)

- Number of cartons that are on a pallet as provided by data source. (The number cartons can differ depending on the pack type code e.g. J60B has 2 cartons, and A15C has 80 cartons)

### Country of Origin

- Reports are based on South African exports only. The country of origin code in the data source is ZA.

### Equivalent Cartons (EqvCtns)

- The net mass provided by the data source, divided by the standard mass as per commodity.
- Nett mass is validated to be within certain tolerance based on pack type codes. e.g. Grapes standard mass is 4.5 kg where the Oranges are 15kg and Grapefruit is at 17kg

### Pallet Quantity (Plt\_Qty)

- The Pallet Quantity provided by data source. No distinction is made between pallet types

### Port Of Loading (POL)

- Port of Loading

### Shipped Date

- Shipped date is the sail date from the Port of Loading for the vessel.
- Pomefruit & Stonefruit - Shipped Date / Export Week is the date of the last South African port of loading
- ( Initially the shipped date is received from the data source.  
The vessel sail date is updated according to Marine traffic and Transnet to use the actual shipped dates )

### Shipped\_week

- The week of the year, starting on a Monday, derived from the shipped date.
- Pome and Stone fruit use Shipped\_week\_za in this field.

### Shipped\_week\_pol

- The week of the year, starting on a Monday, derived from the shipped date when the vessel left the port.

### Shipped\_week\_za

- The week of the year, starting on a Monday, derived from the shipped date when the vessel left the last South African POL. (NOT the port the container was loaded in)



## Glossary of Key Terms

### Year To Date (YTD)

- Year To Date (YTD) Data for the current season. The season dates are managed on commodity level.