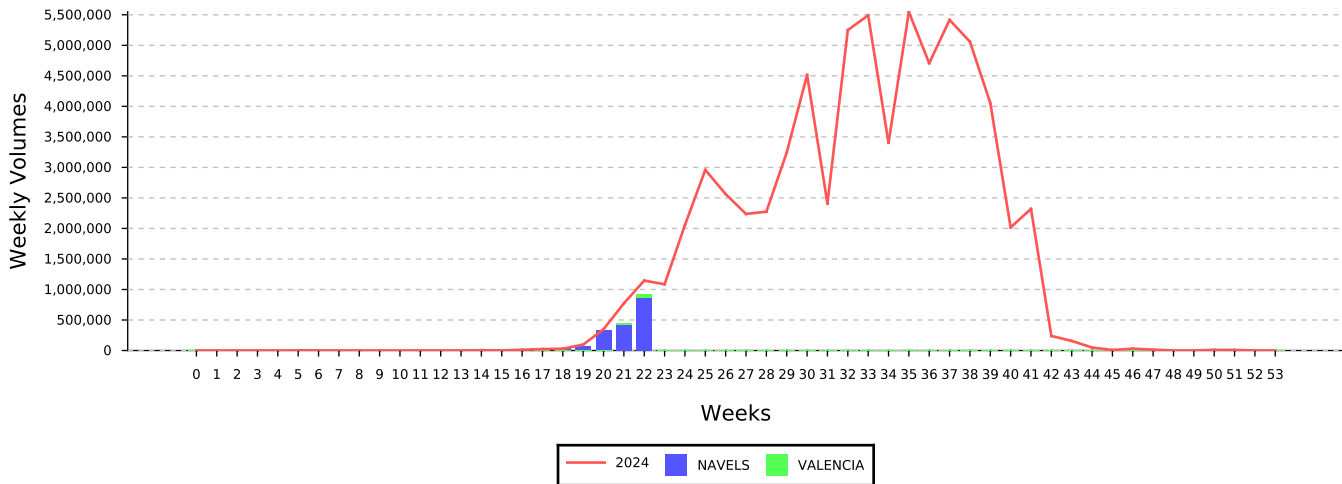


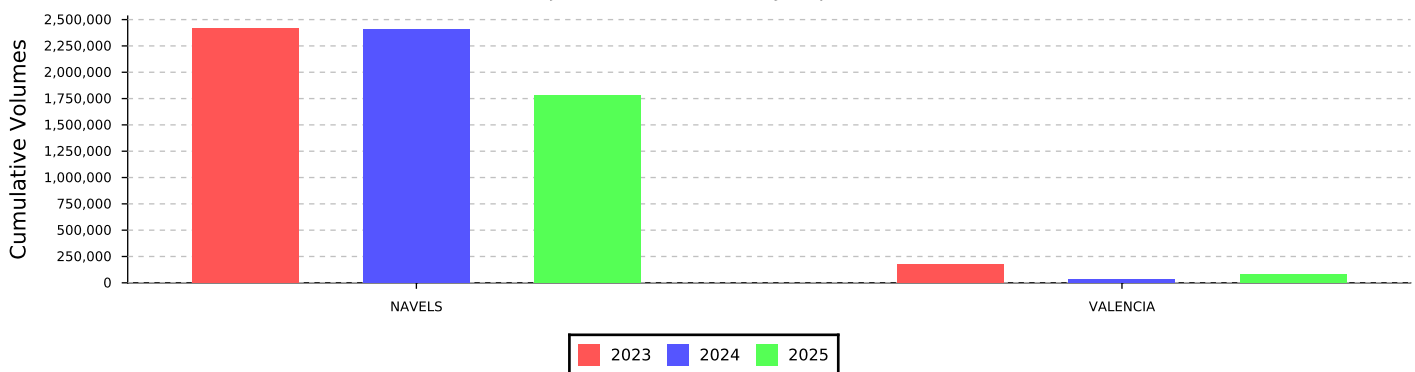
ORANGES (15.00 kg Cartons)

Selected ORANGES Varieties Exported



	Weekly volumes - Week 22								Cumulative volumes - YTD - week 22								
Region	2024 Air	2024 Ship	2024 Total	2025 Air	2025 Ship	2025 Total	Diff	%Diff	2024 Air	2024 Ship	2024 Total	2025 Air	2025 Ship	2025 Total	Diff	%Diff	Dist
Africa and Islands	0	18,366	18,366	0	11,192	11,192	-7,173	-39%	0	74,533	74,533	0	28,868	28,868	-45,665	-61%	2 %
Asia	0	2,628	2,628	0	4,992	4,992	2,364	90%	0	7,953	7,953	0	4,992	4,992	-2,961	-37%	0 %
Canada	0	203,420	203,420	0	62,633	62,633	-140,78	-69%	0	435,762	435,762	0	156,846	156,846	-278,915	-64%	8 %
China	0	416	416	0	8,433	8,433	8,017	1927	0	6,876	6,876	0	10,051	10,051	3,175	46%	1 %
Europe	0	382,908	382,908	0	360,173	360,173	-22,735	-6%	0	585,946	585,946	0	763,247	763,247	177,301	30%	41 %
Middle East	0	212,918	212,918	0	260,473	260,473	47,555	22%	0	688,778	688,778	0	493,505	493,505	-195,272	-28%	26 %
North-America	0	0	0	0	0	0	0		0	0	0	0	0	0	0		0 %
Other	0	0	0	0	0	0	0		0	0	0	0	0	0	0		0 %
Russian Federation	0	52,127	52,127	0	97,746	97,746	45,618	88%	0	124,616	124,616	0	175,441	175,441	50,825	41%	9 %
South East Asia	0	136,450	136,450	0	48,907	48,907	-87,542	-64%	0	232,679	232,679	0	109,083	109,083	-123,596	-53%	6 %
United Kingdom	0	72,333	72,333	0	42,320	42,320	-30,013	-41%	0	117,447	117,447	0	90,157	90,157	-27,290	-23%	5 %
United States	0	50,500	50,500	0	20,417	20,417	-30,083	-60%	0	165,470	165,470	0	31,275	31,275	-134,195	-81%	2 %
Total	0	1,132,066	1,132,066	0	917,286	917,286	-214,780	-19%	0	2,440,059	2,440,059	0	1,863,467	1,863,467	-576,592	-24%	

Major Cultivars Currently Exported



Cumulative volumes - YTD	Africa and Islands	Asia	Canada	China	Europe	Middle East	North-America	Other	Russian Federation	South East Asia	United Kingdom	United States	Total
LATE NAVAL	0	0	0	0	3,912	582	0	0	0	155	1,505	0	6,154
NAVELS	28,619	1,664	146,311	3,985	702,261	461,834	0	0	152,782	108,928	83,548	27,947	1,717,879
RED NAVAL	0	0	10,535	2,738	17,440	5,065	0	0	15,160	0	3,440	3,328	57,707
UNKNOWN	0	0	0	0	0	0	0	0	0	0	0	0	0

Indemnity:
Agri-hub shall take all reasonable precautions to ensure that any information and data provided by Agri-hub from its information sources are correct. Neither Agri-hub nor any of its directors, employees or information sources take any responsibility for action or losses that might occur as a result of the

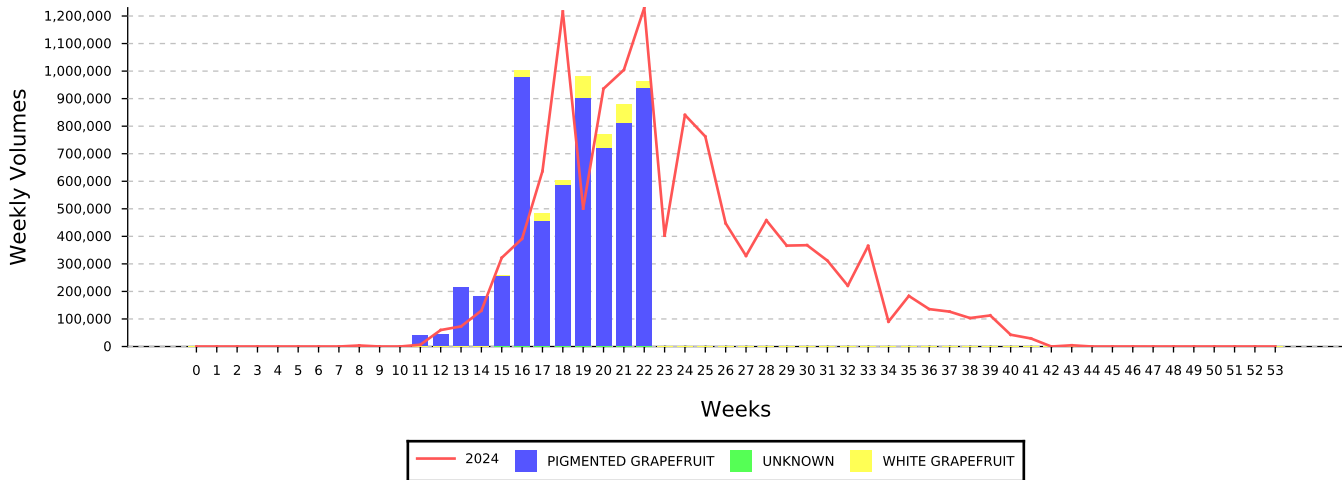
Cumulative volumes - YTD	Africa and Islands	Asia	Canada	China	Europe	Middle East	North-America	Other	Russian Federation	South East Asia	United Kingdom	United States	Total
VALENCIA	250	3,328	0	3,328	39,634	26,024	0	0	7,498	0	1,664	0	81,726
Total	28,868	4,992	156,846	10,051	763,247	493,505	0	0	175,441	109,083	90,157	31,275	1,863,467

Historical week's export figures for the previous season (2024)

		Africa and Islands	Asia	Canada	China	Europe	Middle East	North-America	Other	Russian Federation	South East Asia	United Kingdom	United States	Total Region Desc
Week 22	LATE NAVEL	0	0	0	0	0	185	0	0	53	0	0	0	238
	NAVELS	22,672	2,628	185,840	0	351,493	211,818	0	0	46,481	134,969	67,142	50,500	1,073,543
	RED NAVEL	9,563	0	17,581	416	7,209	915	0	0	3,555	1,480	3,627	0	44,346
	UNKNOWN	0	0	0	0	0	0	0	0	0	0	0	0	0
	VALENCIA	0	0	0	0	24,206	0	0	0	2,038	0	1,563	0	27,808
	Total Variety Group	32,235	2,628	203,420	416	382,908	212,918	0	0	52,127	136,450	72,333	50,500	1,145,935
Week 23	LATE NAVEL	0	0	1,825	0	5,634	156	0	0	0	0	0	0	7,614
	NAVELS	9,149	6,938	137,423	36,993	181,489	258,533	0	0	19,491	130,205	51,653	145,721	977,594
	RED NAVEL	2,746	0	24,468	5,314	1,830	5,650	0	0	3,191	10,920	0	15,800	69,918
	UNKNOWN	0	0	0	0	0	0	0	0	0	0	0	0	0
	VALENCIA	0	5,824	0	4,992	0	11,648	0	0	0	7,488	0	0	29,952
	Total Variety Group	11,894	12,762	163,715	47,299	188,953	275,987	0	0	22,682	148,613	51,653	161,520	1,085,078
Week 24	LATE NAVEL	0	499	3,270	1,498	10,473	8,530	0	0	0	1,563	0	0	25,833
	NAVELS	31,611	19,178	103,015	38,391	430,664	474,678	0	0	140,750	98,759	73,847	211,209	1,622,101
	RED NAVEL	7,657	0	24,936	3,259	20,744	13,914	0	0	11,138	9,471	3,206	13,650	107,975
	UNKNOWN	0	0	0	0	0	0	0	0	0	0	0	0	0
	VALENCIA	0	35,745	1,412	34,861	71,601	49,431	0	0	69,281	36,090	1,701	0	300,122
	Total Variety Group	39,268	55,422	132,633	78,008	533,483	546,553	0	0	221,168	145,883	78,755	224,858	2,056,032
Total week		83,398	70,811	499,769	125,723	1,105,345	1,035,458	0	0	295,978	430,945	202,740	436,879	4,287,045

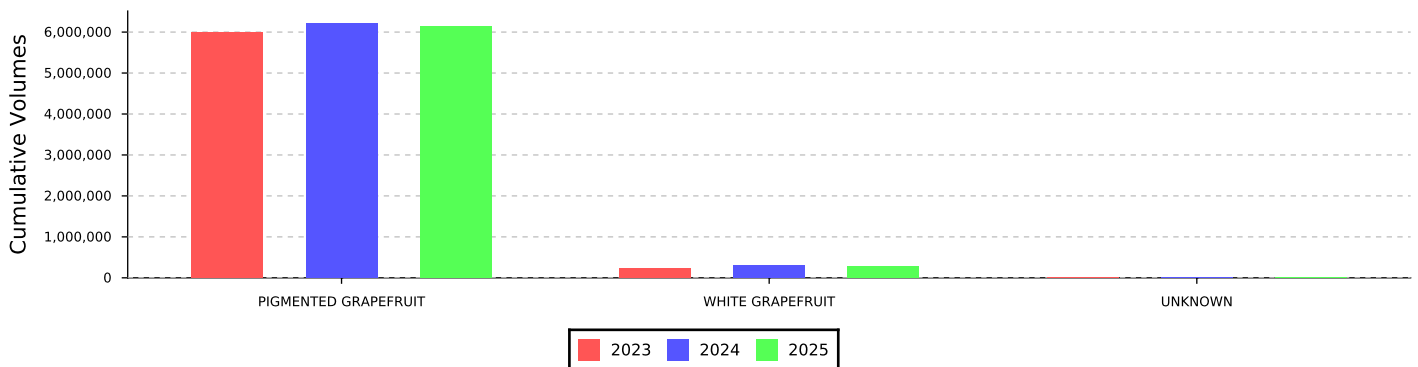
GRAPEFRUIT (17.00 kg Cartons)

Selected GRAPEFRUIT Varieties Exported



	Weekly volumes - Week 22								Cumulative volumes - YTD - week 22								
Region	2024 Air	2024 Ship	2024 Total	2025 Air	2025 Ship	2025 Total	Diff	%Diff	2024 Air	2024 Ship	2024 Total	2025 Air	2025 Ship	2025 Total	Diff	%Diff	Dist
Africa and Islands	0	3,423	3,423	0	6,071	6,071	2,648	77%	0	55,046	55,046	0	22,903	22,903	-32,143	-58%	0 %
Asia	0	49,687	49,687	0	31,228	31,228	-18,460	-37%	0	789,219	789,219	0	720,106	720,106	-69,113	-9%	11 %
Canada	0	34,476	34,476	0	31,171	31,171	-3,304	-10%	0	177,881	177,881	0	168,837	168,837	-9,044	-5%	3 %
China	0	204,934	204,934	0	170,822	170,822	-34,112	-17%	0	1,182,157	1,182,157	0	905,981	905,981	-276,176	-23%	14 %
Europe	0	728,695	728,695	0	523,708	523,708	-204,98	-28%	0	3,108,609	3,108,609	0	3,198,969	3,198,969	90,360	3%	50 %
Middle East	0	22,783	22,783	0	60,418	60,418	37,635	165%	0	229,646	229,646	0	341,318	341,318	111,672	49%	5 %
North-America	0	0	0	0	0	0	0		0	0	0	0	0	0	0		0 %
Other	0	0	0	0	1,352	1,352	1,352	%	0	595	595	0	1,352	1,352	757	127%	0 %
Russian Federation	0	84,129	84,129	0	72,577	72,577	-11,552	-14%	0	507,466	507,466	0	697,455	697,455	189,989	37%	11 %
South East Asia	0	6,450	6,450	0	12,608	12,608	6,158	95%	0	226,100	226,100	0	134,009	134,009	-92,091	-41%	2 %
United Kingdom	0	74,867	74,867	0	30,291	30,291	-44,575	-60%	0	222,991	222,991	0	188,451	188,451	-34,540	-15%	3 %
United States	0	10,927	10,927	0	20,969	20,969	10,042	92%	0	10,927	10,927	0	39,859	39,859	28,932	265%	1 %
Total	0	1,220,369	1,220,369	0	961,216	961,216	-259,153	-21%	0	6,510,636	6,510,636	0	6,419,240	6,419,240	-91,396	-1%	

Major Cultivars Currently Exported



Cumulative volumes - YTD	Africa and Islands	Asia	Canada	China	Europe	Middle East	North-America	Other	Russian Federation	South East Asia	United Kingdom	United States	Total
PIGMENTED	22,903	605,654	168,837	804,667	3,153,707	332,238	0	1,352	696,391	134,009	176,903	39,859	6,136,520
UNKNOWN	0	0	0	0	0	0	0	0	0	0	0	0	0
WHITE	0	114,452	0	101,315	45,262	9,080	0	0	1,063	0	11,548	0	282,720
Total	22,903	720,106	168,837	905,981	3,198,969	341,318	0	1,352	697,455	134,009	188,451	39,859	6,419,240

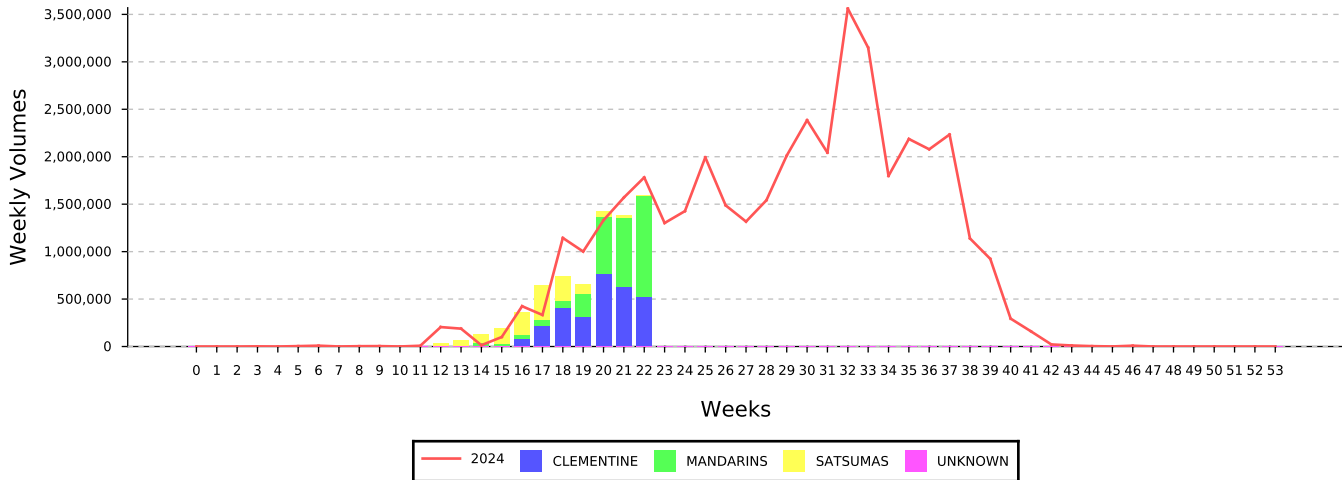
Indemnity:
 Agri-hub shall take all reasonable precautions to ensure that any information and data provided by Agri-hub from its information sources are correct. Neither Agri-hub nor any of its directors, employees or information sources take any responsibility for action or losses that might occur as a result of the

Historical week's export figures for the previous season (2024)

		Africa and Islands	Asia	Canada	China	Europe	Middle East	North-America	Other	Russian Federation	South East Asia	United Kingdom	United States	Total Region Desc
Week 22	PIGMENTED	11,822	49,687	34,362	194,777	721,149	17,792	0	369	84,129	6,771	68,040	10,927	1,199,826
	UNKNOWN	0	0	0	0	0	0	0	0	0	0	0	0	0
	WHITE	0	0	114	10,157	7,545	4,990	0	0	0	0	6,827	0	29,633
	Total Variety Group	11,822	49,687	34,476	204,934	728,695	22,783	0	369	84,129	6,771	74,867	10,927	1,229,459
Week 23	PIGMENTED	2,012	82,401	27,329	193,856	22,280	24,227	0	0	470	23,359	1,000	11,153	388,086
	UNKNOWN	0	0	0	0	0	0	0	0	0	0	0	0	0
	WHITE	0	2,567	0	6,107	0	5,923	0	0	0	0	0	0	14,597
	Total Variety Group	2,012	84,968	27,329	199,963	22,280	30,150	0	0	470	23,359	1,000	11,153	402,683
Week 24	PIGMENTED	6,644	181,483	9,031	157,903	205,934	7,917	0	0	126,332	16,702	17,347	23,526	752,819
	UNKNOWN	0	0	0	0	0	0	0	0	0	0	0	0	0
	WHITE	0	74,135	0	0	5,533	3,688	0	0	2,032	400	2,194	0	87,982
	Total Variety Group	6,644	255,617	9,031	157,903	211,467	11,605	0	0	128,364	17,102	19,542	23,526	840,801
Total week		20,478	390,273	70,836	562,800	962,442	64,538	0	369	212,963	47,232	95,408	45,606	2,472,943

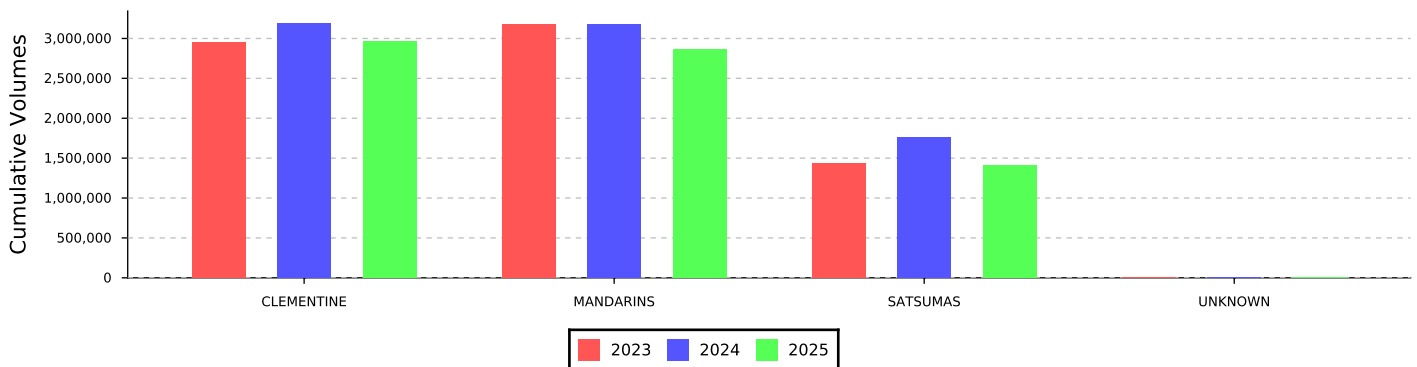
SOFT CITRUS (15.00 kg Cartons)

Selected SOFT CITRUS Varieties Exported



Region	Weekly volumes - Week 22							%Diff	Cumulative volumes - YTD - week 22							%Diff	Dist
	2024 Air	2024 Ship	2024 Total	2025 Air	2025 Ship	2025 Total	Diff		2024 Air	2024 Ship	2024 Total	2025 Air	2025 Ship	2025 Total	Diff		
Africa and Islands	0	47,151	47,151	0	97,184	97,184	50,033	106%	0	353,096	353,096	0	247,033	247,033	-106,063	-30%	3 %
Asia	0	47,137	47,137	0	44,141	44,141	-2,996	-6%	0	169,243	169,243	0	111,619	111,619	-57,624	-34%	2 %
Canada	0	153,929	153,929	0	80,427	80,427	-73,502	-48%	0	515,024	515,024	0	530,085	530,085	15,061	3%	7 %
China	0	12,131	12,131	0	45,521	45,521	33,390	275%	0	44,747	44,747	0	99,736	99,736	54,988	123%	1 %
Europe	0	523,590	523,590	0	296,938	296,938	-226,65	-43%	0	2,346,422	2,346,422	0	1,873,453	1,873,453	-472,969	-20%	26 %
Middle East	0	322,652	322,652	0	416,536	416,536	93,884	29%	0	1,155,213	1,155,213	0	972,921	972,921	-182,293	-16%	13 %
North-America	0	0	0	0	0	0	0		0	0	0	0	0	0	0	0 %	0 %
Other	0	0	0	0	0	0	0		0	3,299	3,299	0	0	0	-3,299	-100%	0 %
Russian Federation	0	49,889	49,889	0	233,528	233,528	183,639	368%	0	952,345	952,345	0	984,084	984,084	31,739	3%	14 %
South East Asia	0	73,305	73,305	0	42,438	42,438	-30,867	-42%	0	127,389	127,389	0	148,373	148,373	20,983	16%	2 %
United Kingdom	0	393,717	393,717	0	210,032	210,032	-183,68	-47%	0	2,039,309	2,039,309	0	2,067,260	2,067,260	27,951	1%	29 %
United States	0	142,158	142,158	0	116,430	116,430	-25,728	-18%	0	417,649	417,649	0	197,613	197,613	-220,036	-53%	3 %
Total	0	1,765,658	1,765,658	0	1,583,173	1,583,173	-182,485	-10%	0	8,123,736	8,123,736	0	7,232,174	7,232,174	-891,562	-11%	

Major Cultivars Currently Exported



Cumulative volumes - YTD	Africa and Islands	Asia	Canada	China	Europe	Middle East	North-America	Other	Russian Federation	South East Asia	United Kingdom	United States	Total
CLEMENTINE	7,333	0	295,154	0	858,491	53,129	0	0	150,678	9,128	1,399,155	184,773	2,957,839
MANDARINS	235,586	111,619	163,436	99,736	482,105	908,459	0	0	408,797	139,245	304,403	12,841	2,866,226
SATSUMAS	4,114	0	71,494	0	532,857	11,333	0	0	424,609	0	363,701	0	1,408,109
UNKNOWN	0	0	0	0	0	0	0	0	0	0	0	0	0

Indemnity:
 Agri-hub shall take all reasonable precautions to ensure that any information and data provided by Agri-hub from its information sources are correct. Neither Agri-hub nor any of its directors, employees or information sources take any responsibility for action or losses that might occur as a result of the

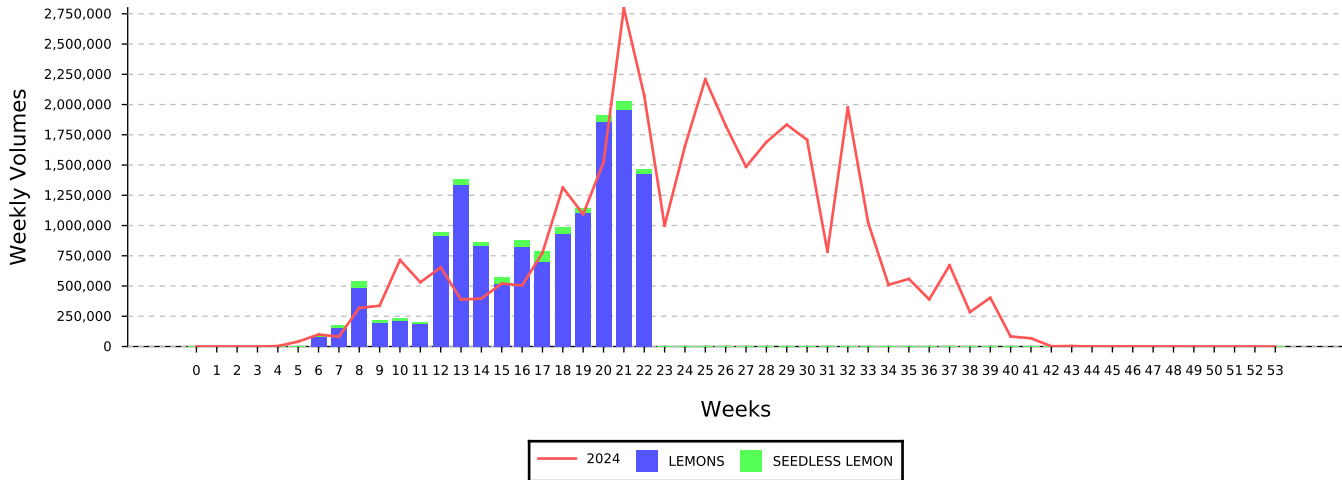
Cumulative volumes - YTD	Africa and Islands	Asia	Canada	China	Europe	Middle East	North-America	Other	Russian Federation	South East Asia	United Kingdom	United States	Total
Total	247,033	111,619	530,085	99,736	1,873,453	972,921	0	0	984,084	148,373	2,067,260	197,613	7,232,174

Historical week's export figures for the previous season (2024)

		Africa and Islands	Asia	Canada	China	Europe	Middle East	North-America	Other	Russian Federation	South East Asia	United Kingdom	United States	Total Region Desc
Week 22	CLEMENTINE	4,156	0	90,231	0	288,759	11,047	0	0	6,104	1,442	302,250	108,758	812,746
	MANDARINS	54,957	47,137	63,698	12,131	237,705	311,605	0	1,469	43,785	71,863	89,997	33,400	967,747
	SATSUMAS	0	0	0	0	0	0	0	0	0	0	1,470	0	1,470
	UNKNOWN	0	0	0	0	0	0	0	0	0	0	0	0	0
	Total Variety Group	59,112	47,137	153,929	12,131	526,464	322,652	0	1,469	49,889	73,305	393,717	142,158	1,781,962
Week 23	CLEMENTINE	3,284	0	14,085	0	194,221	13,217	0	0	31,374	3,848	252,833	88,055	600,918
	MANDARINS	18,741	45,765	89,734	44,198	92,909	154,933	0	0	129,574	57,927	33,515	31,733	699,028
	SATSUMAS	0	0	0	0	0	0	0	0	0	0	1,624	0	1,624
	UNKNOWN	0	0	0	0	0	0	0	0	0	0	0	0	0
	Total Variety Group	22,024	45,765	103,819	44,198	287,130	168,150	0	0	160,948	61,776	287,971	119,789	1,301,569
Week 24	CLEMENTINE	4,398	0	11,174	0	60,938	30,929	0	0	34,013	0	114,036	29,261	284,750
	MANDARINS	56,857	129,360	32,054	70,983	189,797	370,064	0	80	162,227	16,667	74,729	39,400	1,142,218
	SATSUMAS	0	0	0	0	0	0	0	0	0	0	0	0	0
	UNKNOWN	0	0	0	0	0	0	0	0	0	0	0	0	0
	Total Variety Group	61,256	129,360	43,228	70,983	250,735	400,993	0	80	196,240	16,667	188,765	68,661	1,426,968
Total week		142,393	222,261	300,976	127,312	1,064,329	891,795	0	1,549	407,076	151,748	870,454	330,608	4,510,500

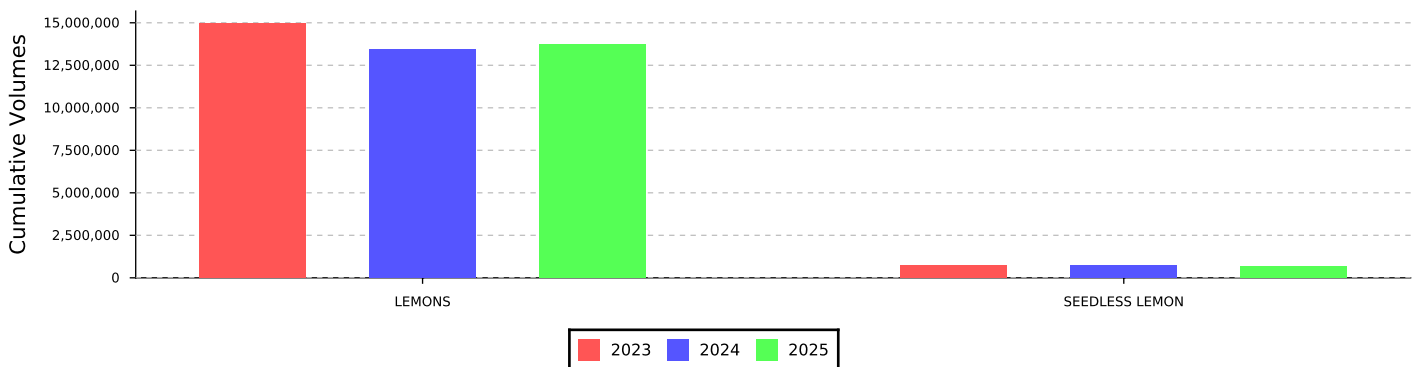
LEMONS (15.00 kg Cartons)

Selected LEMONS Varieties Exported



	Weekly volumes - Week 22								Cumulative volumes - YTD - week 22								
Region	2024 Air	2024 Ship	2024 Total	2025 Air	2025 Ship	2025 Total	Diff	%Diff	2024 Air	2024 Ship	2024 Total	2025 Air	2025 Ship	2025 Total	Diff	%Diff	Dist
Africa and Islands	0	9,475	9,475	0	18,637	18,637	9,162	97%	0	265,973	265,973	0	107,318	107,318	-158,655	-60%	1 %
Asia	0	0	0	0	2,173	2,173	2,173	%	0	69,254	69,254	0	62,748	62,748	-6,506	-9%	0 %
Canada	0	94,762	94,762	0	56,097	56,097	-38,665	-41%	0	1,093,754	1,093,754	0	747,285	747,285	-346,469	-32%	5 %
China	0	2,135	2,135	0	1,671	1,671	-464	-22%	0	10,493	10,493	0	16,696	16,696	6,204	59%	0 %
Europe	0	1,112,99	1,112,99	0	684,549	684,549	-428,44	-38%	0	4,014,243	4,014,243	0	4,523,283	4,523,283	509,040	13%	31 %
Middle East	0	523,767	523,767	0	370,124	370,124	-153,64	-29%	0	5,497,739	5,497,739	0	5,827,445	5,827,445	329,706	6%	40 %
North-America	0	0	0	0	0	0	0		0	0	0	0	0	0	0		0 %
Other	0	0	0	0	0	0	0		0	27,882	27,882	0	389	389	-27,494	-99%	0 %
Russian Federation	0	90,292	90,292	0	134,579	134,579	44,288	49%	0	1,375,506	1,375,506	0	1,355,694	1,355,694	-19,812	-1%	9 %
South East Asia	0	51,626	51,626	0	93,916	93,916	42,290	82%	0	782,100	782,100	0	947,629	947,629	165,529	21%	7 %
United Kingdom	0	169,397	169,397	0	69,317	69,317	-100,08	-59%	0	1,009,244	1,009,244	0	769,782	769,782	-239,462	-24%	5 %
United States	0	0	0	0	7,143	7,143	7,143	%	0	18,292	18,292	0	59,884	59,884	41,592	227%	0 %
Total	0	2,054,451	2,054,451	0	1,438,205	1,438,205	-616,245	-30%	0	14,164,481	14,164,481	0	14,418,153	14,418,153	253,672	2%	

Major Cultivars Currently Exported



Cumulative volumes - YTD	Africa and Islands	Asia	Canada	China	Europe	Middle East	North-America	Other	Russian Federation	South East Asia	United Kingdom	United States	Total
LEMONS	78,527	62,748	663,054	16,028	4,279,531	5,580,832	0	389	1,328,096	942,644	719,839	59,884	13,731,571
LEMONS SEEDLESS	28,791	0	84,232	669	243,752	246,613	0	0	27,598	4,985	49,943	0	686,582
Total	107,318	62,748	747,285	16,696	4,523,283	5,827,445	0	389	1,355,694	947,629	769,782	59,884	14,418,153

Indemnity:
Agri-hub shall take all reasonable precautions to ensure that any information and data provided by Agri-hub from its information sources are correct. Neither Agri-hub nor any of its directors, employees or information sources take any responsibility for action or losses that might occur as a result of the

Historical week's export figures for the previous season (2024)

		Africa and Islands	Asia	Canada	China	Europe	Middle East	North-America	Other	Russian Federation	South East Asia	United Kingdom	United States	Total Region Desc
Week 22	LEMONS	27,161	0	81,826	2,135	1,047,239	515,235	0	0	90,292	49,646	154,299	0	1,967,833
	LEMONS SEEDLESS	84	0	12,935	0	67,430	8,533	0	0	0	1,981	15,097	0	106,059
	Total Variety Group	27,245	0	94,762	2,135	1,114,668	523,767	0	0	90,292	51,626	169,397	0	2,073,892
Week 23	LEMONS	5,589	1,170	100,885	1,671	450,742	176,421	0	0	74,571	29,031	79,041	0	919,120
	LEMONS SEEDLESS	919	1,086	8,284	0	48,076	2,793	0	0	585	287	7,384	11,085	80,500
	Total Variety Group	6,508	2,256	109,169	1,671	498,818	179,214	0	0	75,156	29,318	86,424	11,085	999,620
Week 24	LEMONS	11,202	28,001	59,816	2,178	615,072	517,826	0	0	169,573	6,736	146,896	804	1,558,105
	LEMONS SEEDLESS	1,078	0	5,923	0	33,367	13,148	0	0	14,868	0	10,012	19,048	97,444
	Total Variety Group	12,280	28,001	65,738	2,178	648,440	530,974	0	0	184,440	6,736	156,908	19,853	1,655,549
Total week		46,033	30,257	269,669	5,985	2,261,925	1,233,956	0	0	349,888	87,680	412,729	30,938	4,729,061

Glossary of Key Terms

Actual Cartons (ActCtn)

- Number of cartons that are on a pallet as provided by data source. (The number cartons can differ depending on the pack type code e.g. J60B has 2 cartons, and A15C has 80 cartons)

Country of Origin

- Reports are based on South African exports only. The country of origin code in the data source is ZA.

Equivalent Cartons (EqvCtns)

- The net mass provided by the data source, divided by the standard mass as per commodity.
- Nett mass is validated to be within certain tolerance based on pack type codes. e.g. Grapes standard mass is 4.5 kg where the Oranges are 15kg and Grapefruit is at 17kg

Pallet Quantity (Plt_Qty)

- The Pallet Quantity provided by data source. No distinction is made between pallet types

Port Of Loading (POL)

- Port of Loading

Shipped Date

- Shipped date is the sail date from the Port of Loading for the vessel.
- Pomefruit & Stonefruit - Shipped Date / Export Week is the date of the last South African port of loading
- (Initially the shipped date is received from the data source.
The vessel sail date is updated according to Marine traffic and Transnet to use the actual shipped dates)

Shipped_week

- The week of the year, starting on a Monday, derived from the shipped date.
- Pome and Stone fruit use Shipped_week_za in this field.

Shipped_week_pol

- The week of the year, starting on a Monday, derived from the shipped date when the vessel left the port.

Shipped_week_za

- The week of the year, starting on a Monday, derived from the shipped date when the vessel left the last South African POL. (NOT the port the container was loaded in)

Glossary of Key Terms

Year To Date (YTD)

- Year To Date (YTD) Data for the current season. The season dates are managed on commodity level.