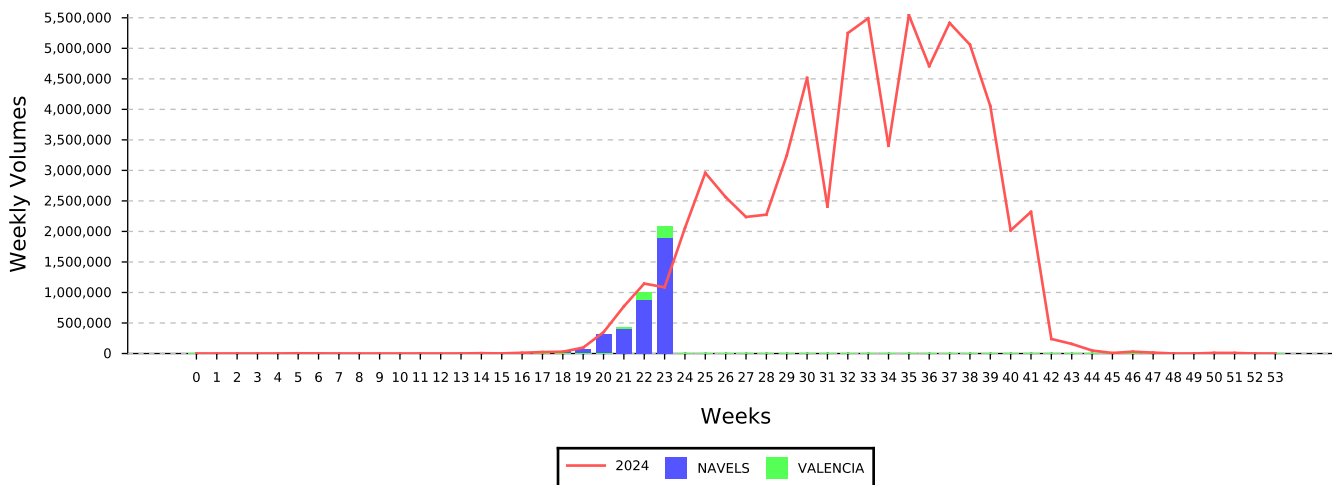


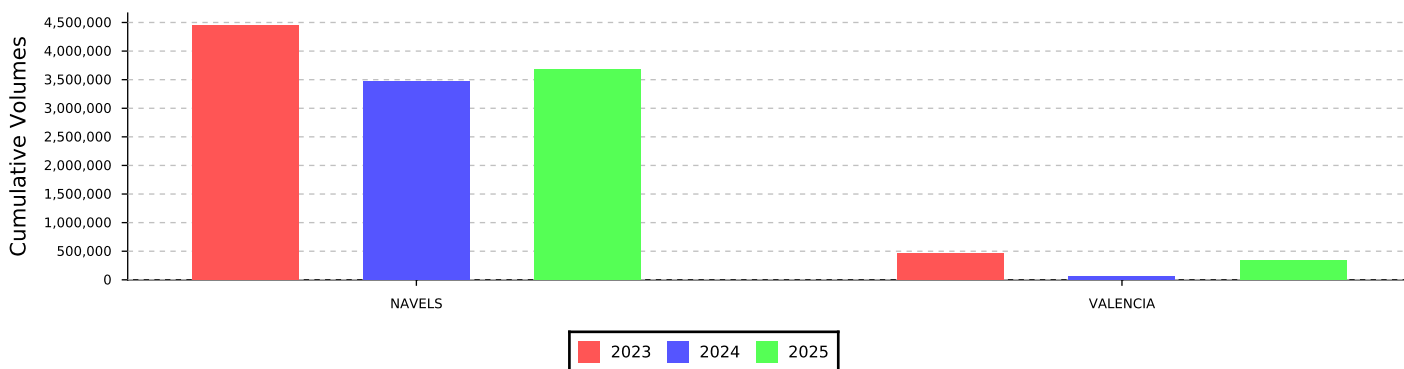
ORANGES (15.00 kg Cartons)

Selected ORANGES Varieties Exported



	Weekly volumes - Week 23								Cumulative volumes - YTD - week 23								
Region	2024 Air	2024 Ship	2024 Total	2025 Air	2025 Ship	2025 Total	Diff	%Diff	2024 Air	2024 Ship	2024 Total	2025 Air	2025 Ship	2025 Total	Diff	%Diff	Dist
Africa and Islands	0	11,562	11,562	0	23,178	23,178	11,616	100%	0	86,428	86,428	0	52,046	52,046	-34,382	-40%	1 %
Asia	0	12,762	12,762	0	30,534	30,534	17,772	139%	0	20,715	20,715	0	35,526	35,526	14,812	72%	1 %
Canada	0	163,715	163,715	0	135,614	135,614	-28,101	-17%	0	599,477	599,477	0	297,151	297,151	-302,326	-50%	7 %
China	0	47,299	47,299	0	20,778	20,778	-26,521	-56%	0	54,175	54,175	0	30,828	30,828	-23,347	-43%	1 %
Europe	0	188,953	188,953	0	665,861	665,861	476,909	252%	0	774,899	774,899	0	1,453,252	1,453,252	678,353	88%	36 %
Middle East	0	275,987	275,987	0	568,589	568,589	292,602	106%	0	964,764	964,764	0	1,079,008	1,079,008	114,244	12%	27 %
North-America	0	0	0	0	0	0	0		0	0	0	0	0	0	0		0 %
Other	0	0	0	0	0	0	0		0	0	0	0	0	0	0		0 %
Russian Federation	0	22,682	22,682	0	179,841	179,841	157,159	693%	0	147,298	147,298	0	354,921	354,921	207,623	141%	9 %
South East Asia	0	148,613	148,613	0	90,298	90,298	-58,315	-39%	0	381,292	381,292	0	208,747	208,747	-172,544	-45%	5 %
United Kingdom	0	51,653	51,653	0	77,472	77,472	25,819	50%	0	169,099	169,099	0	168,128	168,128	-971	-1%	4 %
United States	0	161,520	161,520	0	301,605	301,605	140,084	87%	0	326,990	326,990	0	332,880	332,880	5,889	2%	8 %
Total	0	1,084,745	1,084,745	0	2,093,768	2,093,768	1,009,023	93%	0	3,525,137	3,525,137	0	4,012,488	4,012,488	487,351	14%	

Major Cultivars Currently Exported



Cumulative volumes - YTD	Africa and Islands	Asia	Canada	China	Europe	Middle East	North-America	Other	Russian Federation	South East Asia	United Kingdom	United States	Total
LATE NAVAL	0	0	3,003	0	20,155	9,010	0	0	137	3,955	2,363	0	38,622
NAVELS	45,557	7,238	258,564	13,598	1,274,432	912,952	0	0	305,892	183,180	155,108	271,356	3,427,877
RED NAVAL	6,240	0	35,584	9,743	30,695	14,394	0	0	31,326	13,292	7,413	61,524	210,211
UNKNOWN	0	0	0	0	0	0	0	0	0	0	0	0	0

Indemnity:
 Agri-hub shall take all reasonable precautions to ensure that any information and data provided by Agri-hub from its information sources are correct. Neither Agri-hub nor any of its directors, employees or information sources take any responsibility for action or losses that might occur as a result of the

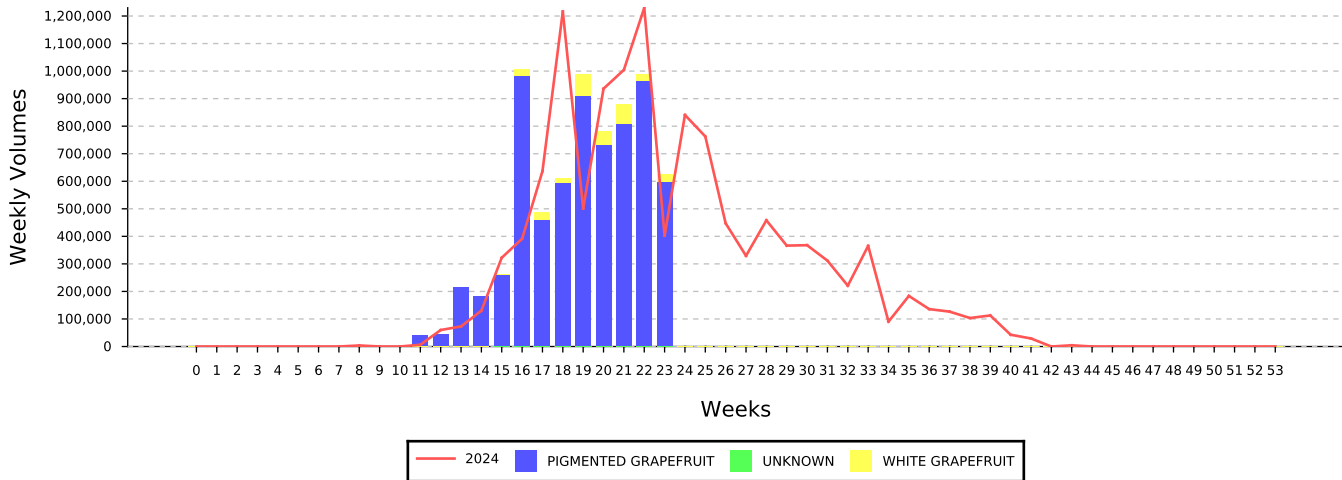
Cumulative volumes - YTD	Africa and Islands	Asia	Canada	China	Europe	Middle East	North-America	Other	Russian Federation	South East Asia	United Kingdom	United States	Total
VALENCIA	250	28,288	0	7,488	127,970	142,653	0	0	17,566	8,320	3,245	0	335,779
Total	52,046	35,526	297,151	30,828	1,453,252	1,079,008	0	0	354,921	208,747	168,128	332,880	4,012,488

Historical week's export figures for the previous season (2024)

		Africa and Islands	Asia	Canada	China	Europe	Middle East	North-America	Other	Russian Federation	South East Asia	United Kingdom	United States	Total Region Desc
Week 23	LATE NAVEL	0	0	1,825	0	5,634	156	0	0	0	0	0	0	7,614
	NAVELS	9,149	6,938	137,423	36,993	181,489	258,533	0	0	19,491	130,205	51,653	145,721	977,594
	RED NAVEL	2,746	0	24,468	5,314	1,830	5,650	0	0	3,191	10,920	0	15,800	69,918
	UNKNOWN	0	0	0	0	0	0	0	0	0	0	0	0	0
	VALENCIA	0	5,824	0	4,992	0	11,648	0	0	0	7,488	0	0	29,952
	Total Variety Group	11,894	12,762	163,715	47,299	188,953	275,987	0	0	22,682	148,613	51,653	161,520	1,085,078
Week 24	LATE NAVEL	0	499	3,270	1,498	10,473	8,530	0	0	0	1,563	0	0	25,833
	NAVELS	31,611	19,178	103,015	38,391	430,664	474,678	0	0	140,750	98,759	73,847	211,209	1,622,101
	RED NAVEL	7,657	0	24,936	3,259	20,744	13,914	0	0	11,138	9,471	3,206	13,650	107,975
	UNKNOWN	0	0	0	0	0	0	0	0	0	0	0	0	0
	VALENCIA	0	35,745	1,412	34,861	71,601	49,431	0	0	69,281	36,090	1,701	0	300,122
	Total Variety Group	39,268	55,422	132,633	78,008	533,483	546,553	0	0	221,168	145,883	78,755	224,858	2,056,032
Week 25	LATE NAVEL	3,888	0	4,991	0	42,693	12,491	0	0	4,299	897	3,477	0	72,735
	NAVELS	37,578	32,642	207,688	28,113	804,307	438,933	0	0	62,895	101,233	155,969	342,392	2,211,749
	RED NAVEL	3,669	1,664	60,785	22,767	31,384	14,304	0	0	8,156	10,797	3,197	14,375	171,099
	UNKNOWN	0	0	0	0	0	0	0	0	0	0	0	0	0
	VALENCIA	4,992	106,748	1,828	30,481	151,017	146,865	0	0	21,611	28,253	12,092	0	503,887
	Total Variety Group	50,127	141,054	275,292	81,361	1,029,401	612,593	0	0	96,961	141,178	174,735	356,767	2,959,470
Total week		101,290	209,238	571,640	206,668	1,751,837	1,435,133	0	0	340,812	435,674	305,142	743,146	6,100,579

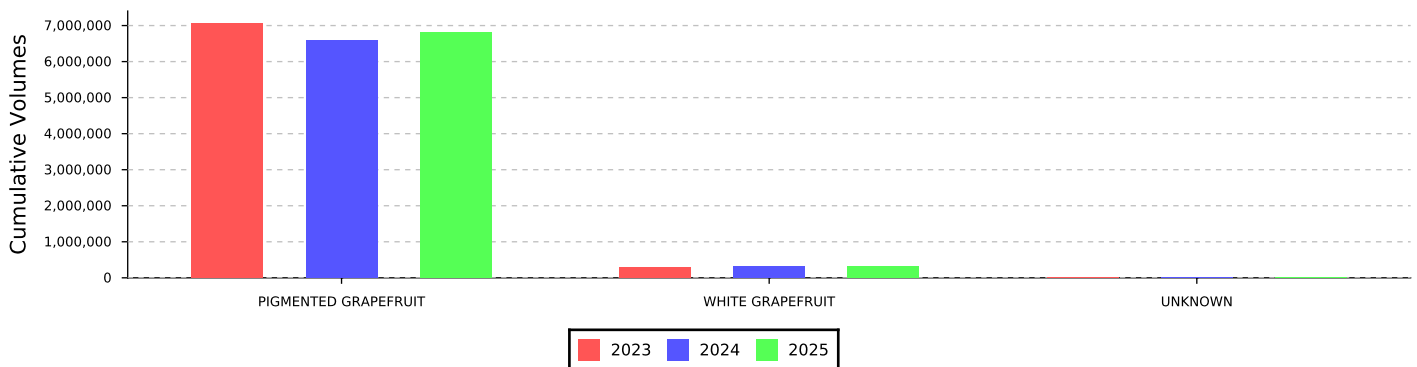
GRAPEFRUIT (17.00 kg Cartons)

Selected GRAPEFRUIT Varieties Exported



Region	Weekly volumes - Week 23									Cumulative volumes - YTD - week 23								
	2024 Air	2024 Ship	2024 Total	2025 Air	2025 Ship	2025 Total	Diff	%Diff		2024 Air	2024 Ship	2024 Total	2025 Air	2025 Ship	2025 Total	Diff	%Diff	Dist
Africa and Islands	0	784	784	0	982	982	198	25%		0	57,058	57,058	0	27,153	27,153	-29,905	-52%	0 %
Asia	0	84,968	84,968	0	32,522	32,522	-52,447	-62%		0	874,187	874,187	0	752,627	752,627	-121,560	-14%	11 %
Canada	0	27,329	27,329	0	24,508	24,508	-2,821	-10%		0	205,210	205,210	0	190,831	190,831	-14,379	-7%	3 %
China	0	199,963	199,963	0	107,143	107,143	-92,819	-46%		0	1,382,120	1,382,120	0	1,035,256	1,035,256	-346,864	-25%	15 %
Europe	0	22,280	22,280	0	275,041	275,041	252,762	1134		0	3,130,889	3,130,889	0	3,489,616	3,489,616	358,727	11%	49 %
Middle East	0	30,150	30,150	0	30,214	30,214	65	0%		0	259,796	259,796	0	375,978	375,978	116,183	45%	5 %
North-America	0	0	0	0	0	0	0			0	0	0	0	0	0	0		0 %
Other	0	0	0	0	0	0	0			0	595	595	0	1,352	1,352	757	127%	0 %
Russian Federation	0	470	470	0	82,921	82,921	82,451	17560		0	507,935	507,935	0	786,107	786,107	278,172	55%	11 %
South East Asia	0	20,900	20,900	0	13,843	13,843	-7,058	-34%		0	249,459	249,459	0	162,662	162,662	-86,797	-35%	2 %
United Kingdom	0	1,000	1,000	0	16,959	16,959	15,959	1597		0	223,990	223,990	0	206,847	206,847	-17,143	-8%	3 %
United States	0	11,153	11,153	0	41,916	41,916	30,764	276%		0	22,080	22,080	0	81,776	81,776	59,696	270%	1 %
Total	0	398,996	398,996	0	626,050	626,050	227,054	57%		0	6,913,319	6,913,319	0	7,110,206	7,110,206	196,888	3%	

Major Cultivars Currently Exported



Cumulative volumes - YTD	Africa and Islands	Asia	Canada	China	Europe	Middle East	North-America	Other	Russian Federation	South East Asia	United Kingdom	United States	Total
PIGMENTED	27,153	625,234	189,923	924,042	3,444,354	362,713	0	1,352	784,567	162,662	194,259	81,776	6,798,034
UNKNOWN	0	0	0	0	0	0	0	0	0	0	0	0	0
WHITE	0	127,394	908	111,215	45,262	13,266	0	0	1,540	0	12,588	0	312,173
Total	27,153	752,627	190,831	1,035,256	3,489,616	375,978	0	1,352	786,107	162,662	206,847	81,776	7,110,206

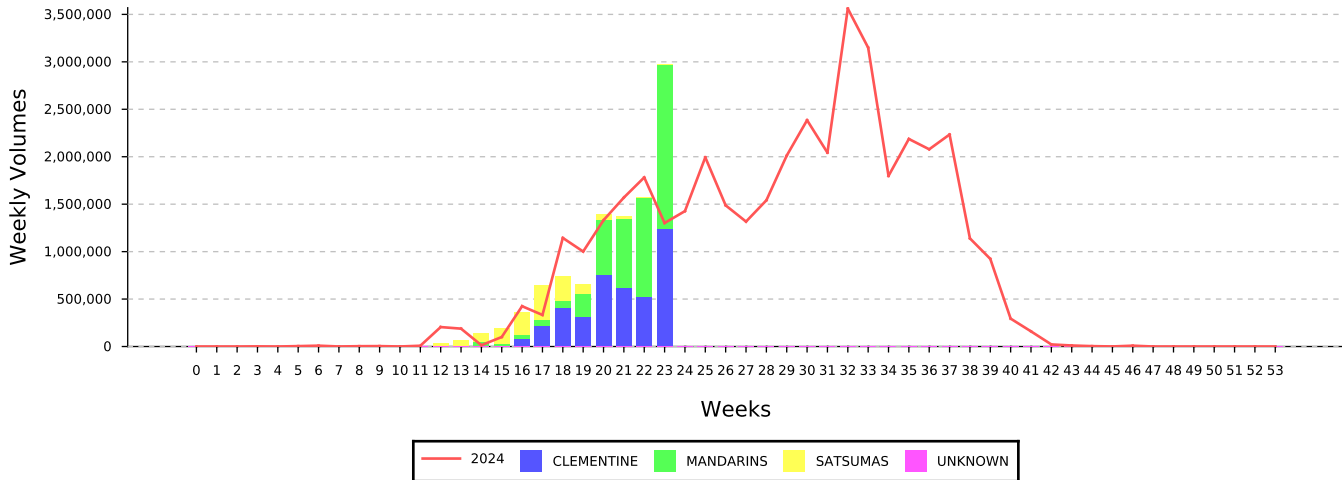
Indemnity:
 Agri-hub shall take all reasonable precautions to ensure that any information and data provided by Agri-hub from its information sources are correct. Neither Agri-hub nor any of its directors, employees or information sources take any responsibility for action or losses that might occur as a result of the

Historical week's export figures for the previous season (2024)

		Africa and Islands	Asia	Canada	China	Europe	Middle East	North-America	Other	Russian Federation	South East Asia	United Kingdom	United States	Total Region Desc
Week 23	PIGMENTED	2,012	82,401	27,329	193,856	22,280	24,227	0	0	470	23,359	1,000	11,153	388,086
	UNKNOWN	0	0	0	0	0	0	0	0	0	0	0	0	0
	WHITE	0	2,567	0	6,107	0	5,923	0	0	0	0	0	0	14,597
	Total Variety Group	2,012	84,968	27,329	199,963	22,280	30,150	0	0	470	23,359	1,000	11,153	402,683
Week 24	PIGMENTED	6,644	181,483	9,031	157,903	205,934	7,917	0	0	126,332	16,702	17,347	23,526	752,819
	UNKNOWN	0	0	0	0	0	0	0	0	0	0	0	0	0
	WHITE	0	74,135	0	0	5,533	3,688	0	0	2,032	400	2,194	0	87,982
	Total Variety Group	6,644	255,617	9,031	157,903	211,467	11,605	0	0	128,364	17,102	19,542	23,526	840,801
Week 25	PIGMENTED	2,164	49,299	37,844	94,950	336,749	37,228	0	0	43,384	16,418	24,159	84,690	726,886
	UNKNOWN	0	0	0	0	0	0	0	0	0	0	0	0	0
	WHITE	0	10,483	0	3,471	6,126	13,253	0	0	112	0	2,230	0	35,676
	Total Variety Group	2,164	59,782	37,844	98,421	342,875	50,481	0	0	43,496	16,418	26,389	84,690	762,562
Total week		10,820	400,368	74,205	456,287	576,622	92,236	0	0	172,329	56,879	46,930	119,369	2,006,046

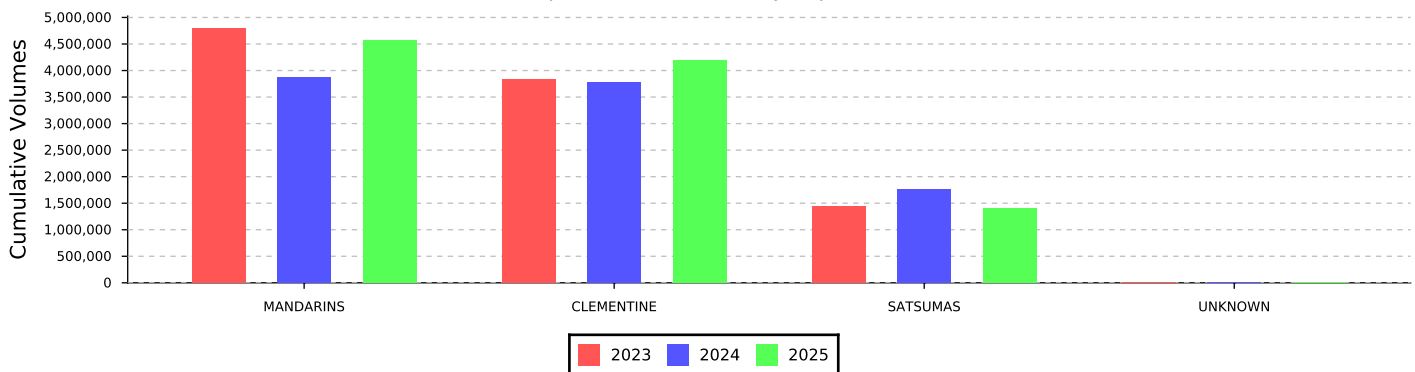
SOFT CITRUS (15.00 kg Cartons)

Selected SOFT CITRUS Varieties Exported



	Weekly volumes - Week 23								Cumulative volumes - YTD - week 23								
Region	2024 Air	2024 Ship	2024 Total	2025 Air	2025 Ship	2025 Total	Diff	%Diff	2024 Air	2024 Ship	2024 Total	2025 Air	2025 Ship	2025 Total	Diff	%Diff	Dist
Africa and Islands	0	21,599	21,599	0	49,830	49,830	28,231	131%	0	375,120	375,120	0	298,674	298,674	-76,447	-20%	3 %
Asia	0	45,765	45,765	0	243,818	243,818	198,053	433%	0	215,008	215,008	0	358,489	358,489	143,481	67%	4 %
Canada	0	103,819	103,819	0	211,055	211,055	107,237	103%	0	618,843	618,843	0	742,547	742,547	123,704	20%	7 %
China	0	44,198	44,198	0	53,385	53,385	9,187	21%	0	88,945	88,945	0	154,617	154,617	65,672	74%	2 %
Europe	0	287,130	287,130	0	529,357	529,357	242,227	84%	0	2,633,551	2,633,551	0	2,369,955	2,369,955	-263,596	-10%	23 %
Middle East	0	168,150	168,150	0	650,129	650,129	481,979	287%	0	1,323,364	1,323,364	0	1,623,616	1,623,616	300,252	23%	16 %
North-America	0	0	0	0	0	0	0		0	0	0	0	0	0	0		0 %
Other	0	0	0	0	0	0	0		0	3,299	3,299	0	686	686	-2,612	-79%	0 %
Russian Federation	0	158,872	158,872	0	201,101	201,101	42,229	27%	0	1,113,292	1,113,292	0	1,165,382	1,165,382	52,089	5%	11 %
South East Asia	0	61,776	61,776	0	137,735	137,735	75,959	123%	0	189,165	189,165	0	299,458	299,458	110,293	58%	3 %
United Kingdom	0	287,971	287,971	0	442,163	442,163	154,192	54%	0	2,327,281	2,327,281	0	2,492,803	2,492,803	165,522	7%	25 %
United States	0	119,789	119,789	0	448,107	448,107	328,318	274%	0	537,438	537,438	0	645,720	645,720	108,282	20%	6 %
Total	0	1,299,068	1,299,068	0	2,966,679	2,966,679	1,667,610	128%	0	9,425,305	9,425,305	0	10,151,945	10,151,945	726,640	8%	

Major Cultivars Currently Exported



Cumulative volumes - YTD	Africa and Islands	Asia	Canada	China	Europe	Middle East	North-America	Other	Russian Federation	South East Asia	United Kingdom	United States	Total
CLEMENTINE	22,224	4,358	385,312	0	1,183,131	84,486	0	686	195,422	32,996	1,731,589	539,029	4,179,233
MANDARINS	272,336	354,131	285,740	154,617	653,967	1,527,796	0	0	545,350	266,462	397,462	106,690	4,564,552
SATSUMAS	4,114	0	71,494	0	532,857	11,333	0	0	424,609	0	363,751	0	1,408,159
UNKNOWN	0	0	0	0	0	0	0	0	0	0	0	0	0

Indemnity:
Agri-hub shall take all reasonable precautions to ensure that any information and data provided by Agri-hub from its information sources are correct. Neither Agri-hub nor any of its directors, employees or information sources take any responsibility for action or losses that might occur as a result of the

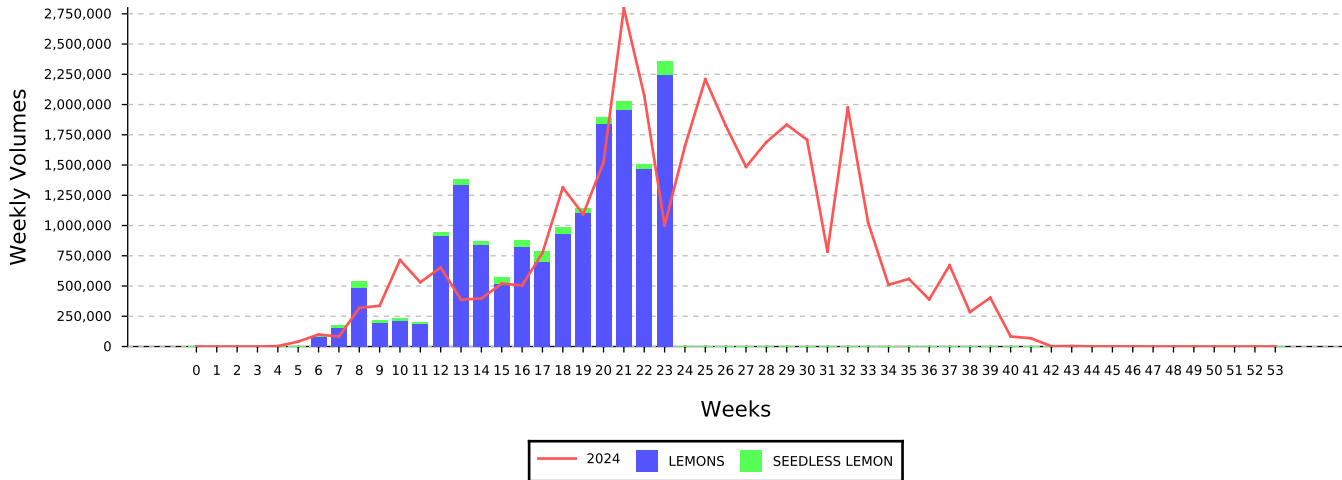
Cumulative volumes - YTD	Africa and Islands	Asia	Canada	China	Europe	Middle East	North-America	Other	Russian Federation	South East Asia	United Kingdom	United States	Total
Total	298,674	358,489	742,547	154,617	2,369,955	1,623,616	0	686	1,165,382	299,458	2,492,803	645,720	10,151,945

Historical week's export figures for the previous season (2024)

		Africa and Islands	Asia	Canada	China	Europe	Middle East	North-America	Other	Russian Federation	South East Asia	United Kingdom	United States	Total Region Desc
Week 23	CLEMENTINE	3,284	0	14,085	0	194,221	13,217	0	0	31,374	3,848	252,833	88,055	600,918
	MANDARINS	18,741	45,765	89,734	44,198	92,909	154,933	0	0	129,574	57,927	33,515	31,733	699,028
	SATSUMAS	0	0	0	0	0	0	0	0	0	0	1,624	0	1,624
	UNKNOWN	0	0	0	0	0	0	0	0	0	0	0	0	0
	Total Variety Group	22,024	45,765	103,819	44,198	287,130	168,150	0	0	160,948	61,776	287,971	119,789	1,301,569
Week 24	CLEMENTINE	4,398	0	11,174	0	60,938	30,929	0	0	34,013	0	114,036	29,261	284,750
	MANDARINS	56,857	129,360	32,054	70,983	189,797	370,064	0	80	162,227	16,667	74,729	39,400	1,142,218
	SATSUMAS	0	0	0	0	0	0	0	0	0	0	0	0	0
	UNKNOWN	0	0	0	0	0	0	0	0	0	0	0	0	0
	Total Variety Group	61,256	129,360	43,228	70,983	250,735	400,993	0	80	196,240	16,667	188,765	68,661	1,426,968
Week 25	CLEMENTINE	0	0	41,369	0	74,059	6,150	0	0	13,028	0	167,531	94,883	397,021
	MANDARINS	49,667	96,390	145,278	86,316	383,487	351,315	0	0	156,301	59,512	143,971	121,047	1,593,284
	SATSUMAS	0	0	0	0	0	0	0	0	0	0	3,002	0	3,002
	UNKNOWN	0	0	0	0	0	0	0	0	0	0	0	0	0
	Total Variety Group	49,667	96,390	186,648	86,316	457,546	357,465	0	0	169,329	59,512	314,503	215,930	1,993,307
Total week		132,947	271,514	333,695	201,497	995,410	926,608	0	80	526,517	137,955	791,240	404,380	4,721,844

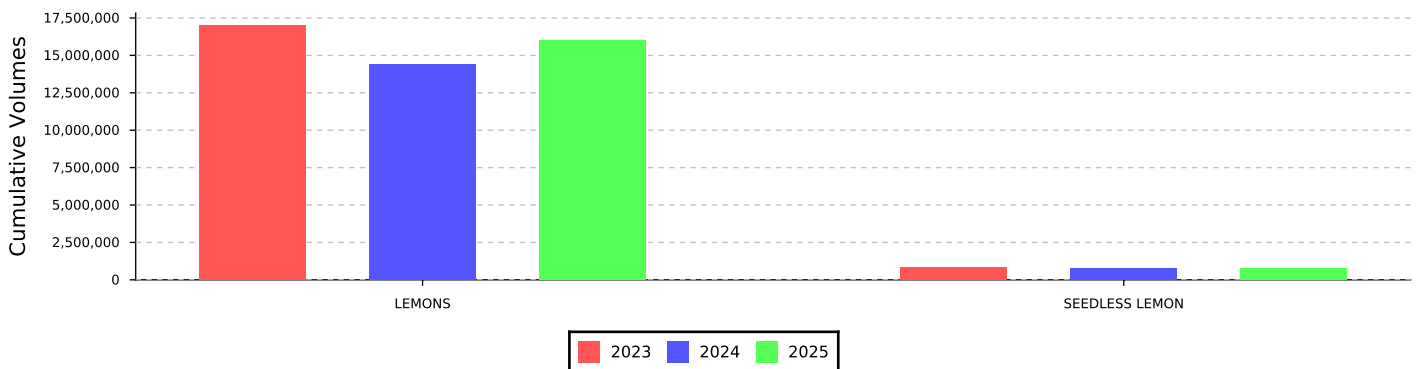
LEMONS (15.00 kg Cartons)

Selected LEMONS Varieties Exported



	Weekly volumes - Week 23								Cumulative volumes - YTD - week 23								
Region	2024 Air	2024 Ship	2024 Total	2025 Air	2025 Ship	2025 Total	Diff	%Diff	2024 Air	2024 Ship	2024 Total	2025 Air	2025 Ship	2025 Total	Diff	%Diff	Dist
Africa and Islands	0	6,425	6,425	0	5,983	5,983	-442	-7%	0	272,481	272,481	0	111,629	111,629	-160,852	-59%	1 %
Asia	0	2,256	2,256	0	3,677	3,677	1,421	63%	0	71,510	71,510	0	66,425	66,425	-5,085	-7%	0 %
Canada	0	109,169	109,169	0	115,169	115,169	5,999	5%	0	1,202,923	1,202,923	0	868,553	868,553	-334,371	-28%	5 %
China	0	1,671	1,671	0	9,778	9,778	8,107	485%	0	12,164	12,164	0	29,852	29,852	17,688	145%	0 %
Europe	0	497,146	497,146	0	975,504	975,504	478,358	96%	0	4,513,061	4,513,061	0	5,503,731	5,503,731	990,670	22%	33 %
Middle East	0	179,214	179,214	0	840,378	840,378	661,164	369%	0	5,676,953	5,676,953	0	6,683,927	6,683,927	1,006,97	18%	40 %
North-America	0	0	0	0	0	0	0		0	0	0	0	0	0	0		0 %
Other	0	0	0	0	0	0	0		0	27,882	27,882	0	389	389	-27,494	-99%	0 %
Russian Federation	0	75,156	75,156	0	167,197	167,197	92,042	122%	0	1,450,662	1,450,662	0	1,517,626	1,517,626	66,965	5%	9 %
South East Asia	0	29,318	29,318	0	89,054	89,054	59,736	204%	0	811,418	811,418	0	1,042,868	1,042,868	231,449	29%	6 %
United Kingdom	0	86,424	86,424	0	143,884	143,884	57,460	66%	0	1,095,669	1,095,669	0	917,525	917,525	-178,144	-16%	5 %
United States	0	11,085	11,085	0	10,231	10,231	-855	-8%	0	29,378	29,378	0	70,115	70,115	40,737	139%	0 %
Total	0	997,865	997,865	0	2,360,856	2,360,856	1,362,990	137%	0	15,164,101	15,164,101	0	16,812,639	16,812,639	1,648,538	11%	

Major Cultivars Currently Exported



Cumulative volumes - YTD	Africa and Islands	Asia	Canada	China	Europe	Middle East	North-America	Other	Russian Federation	South East Asia	United Kingdom	United States	Total
LEMONS	82,838	66,425	775,391	29,852	5,212,923	6,429,560	0	389	1,476,490	1,037,747	843,838	59,884	16,015,338
LEMONS SEEDLESS	28,791	0	93,161	0	290,807	254,367	0	0	41,136	5,121	73,687	10,231	797,300
Total	111,629	66,425	868,553	29,852	5,503,731	6,683,927	0	389	1,517,626	1,042,868	917,525	70,115	16,812,639

Indemnity:
 Agri-hub shall take all reasonable precautions to ensure that any information and data provided by Agri-hub from its information sources are correct. Neither Agri-hub nor any of its directors, employees or information sources take any responsibility for action or losses that might occur as a result of the

Historical week's export figures for the previous season (2024)

		Africa and Islands	Asia	Canada	China	Europe	Middle East	North-America	Other	Russian Federation	South East Asia	United Kingdom	United States	Total Region Desc
Week 23	LEMONS	5,589	1,170	100,885	1,671	450,742	176,421	0	0	74,571	29,031	79,041	0	919,120
	LEMONS SEEDLESS	919	1,086	8,284	0	48,076	2,793	0	0	585	287	7,384	11,085	80,500
	Total Variety Group	6,508	2,256	109,169	1,671	498,818	179,214	0	0	75,156	29,318	86,424	11,085	999,620
Week 24	LEMONS	11,202	28,001	59,816	2,178	615,072	517,826	0	0	169,573	6,736	146,896	804	1,558,105
	LEMONS SEEDLESS	1,078	0	5,923	0	33,367	13,148	0	0	14,868	0	10,012	19,048	97,444
	Total Variety Group	12,280	28,001	65,738	2,178	648,440	530,974	0	0	184,440	6,736	156,908	19,853	1,655,549
Week 25	LEMONS	2,015	0	134,654	0	1,392,967	280,264	0	251	91,436	11,862	195,826	1,671	2,110,946
	LEMONS SEEDLESS	3,527	0	18,371	0	47,913	13,805	0	0	2,948	491	8,268	2,756	98,079
	Total Variety Group	5,542	0	153,025	0	1,440,880	294,069	0	251	94,384	12,353	204,093	4,427	2,209,024
Total week		24,330	30,257	327,933	3,850	2,588,137	1,004,257	0	251	353,980	48,407	447,426	35,366	4,864,194

Glossary of Key Terms

Actual Cartons (ActCtn)

- Number of cartons that are on a pallet as provided by data source. (The number cartons can differ depending on the pack type code e.g. J60B has 2 cartons, and A15C has 80 cartons)

Country of Origin

- Reports are based on South African exports only. The country of origin code in the data source is ZA.

Equivalent Cartons (EqvCtns)

- The net mass provided by the data source, divided by the standard mass as per commodity.
- Nett mass is validated to be within certain tolerance based on pack type codes. e.g. Grapes standard mass is 4.5 kg where the Oranges are 15kg and Grapefruit is at 17kg

Pallet Quantity (Plt_Qty)

- The Pallet Quantity provided by data source. No distinction is made between pallet types

Port Of Loading (POL)

- Port of Loading

Shipped Date

- Shipped date is the sail date from the Port of Loading for the vessel.
- Pomefruit & Stonefruit - Shipped Date / Export Week is the date of the last South African port of loading
- (Initially the shipped date is received from the data source.
The vessel sail date is updated according to Marine traffic and Transnet to use the actual shipped dates)

Shipped_week

- The week of the year, starting on a Monday, derived from the shipped date.
- Pome and Stone fruit use Shipped_week_za in this field.

Shipped_week_pol

- The week of the year, starting on a Monday, derived from the shipped date when the vessel left the port.

Shipped_week_za

- The week of the year, starting on a Monday, derived from the shipped date when the vessel left the last South African POL. (NOT the port the container was loaded in)

Glossary of Key Terms

Year To Date (YTD)

- Year To Date (YTD) Data for the current season. The season dates are managed on commodity level.