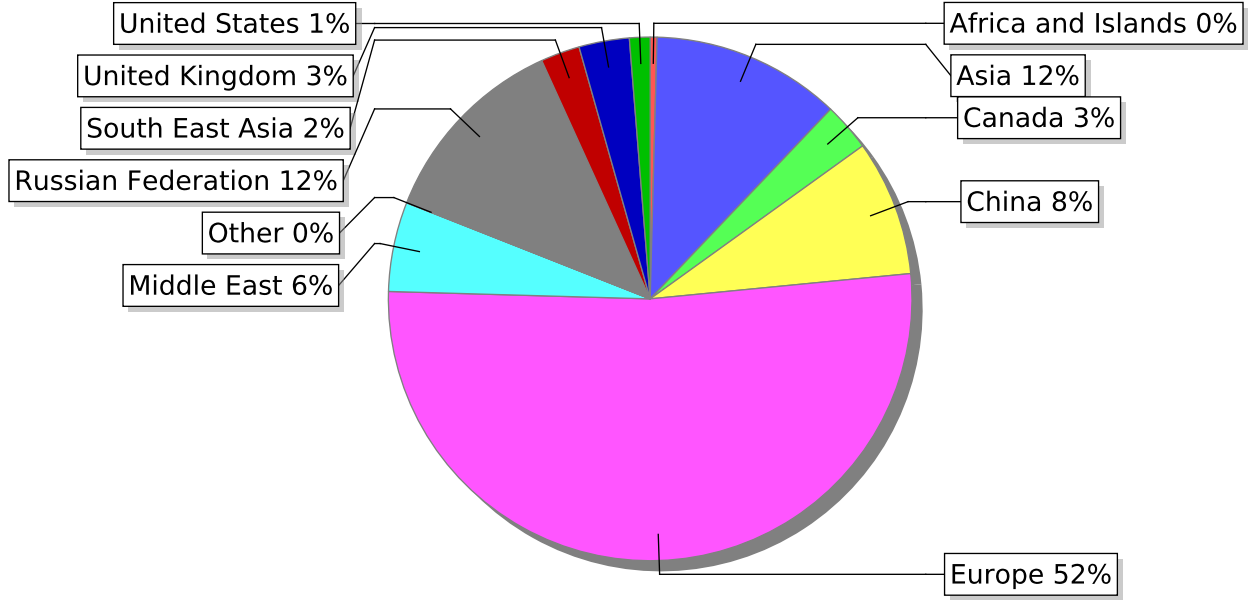
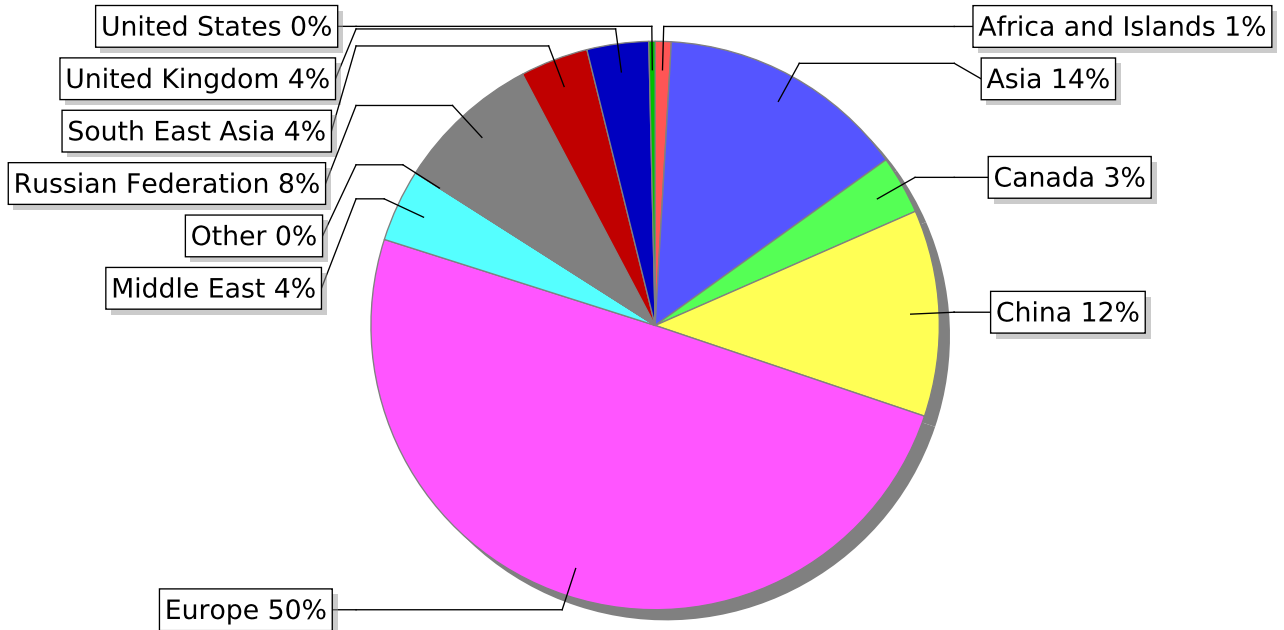


## GRAPEFRUIT ( GF ): Current Season vs Previous Season

### Current Season (2025) (YTD)

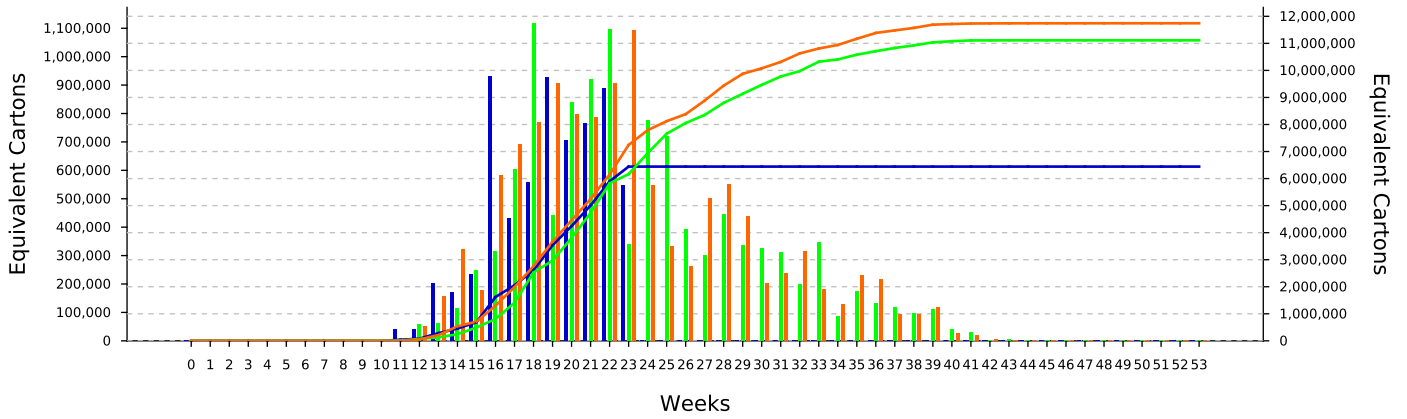


### Previous Season (2024) (YTD)



*Indemnity:*  
 Agri-hub shall take all reasonable precautions to ensure that any information and data provided by Agri-hub from its information sources are correct. Neither Agri-hub nor any of its directors, employees or information sources take any responsibility for action or losses that might occur as a result of the usage of this information.

## GRAPEFRUIT ( GF ) Exported to All Regions : Current Season vs Previous Seasons

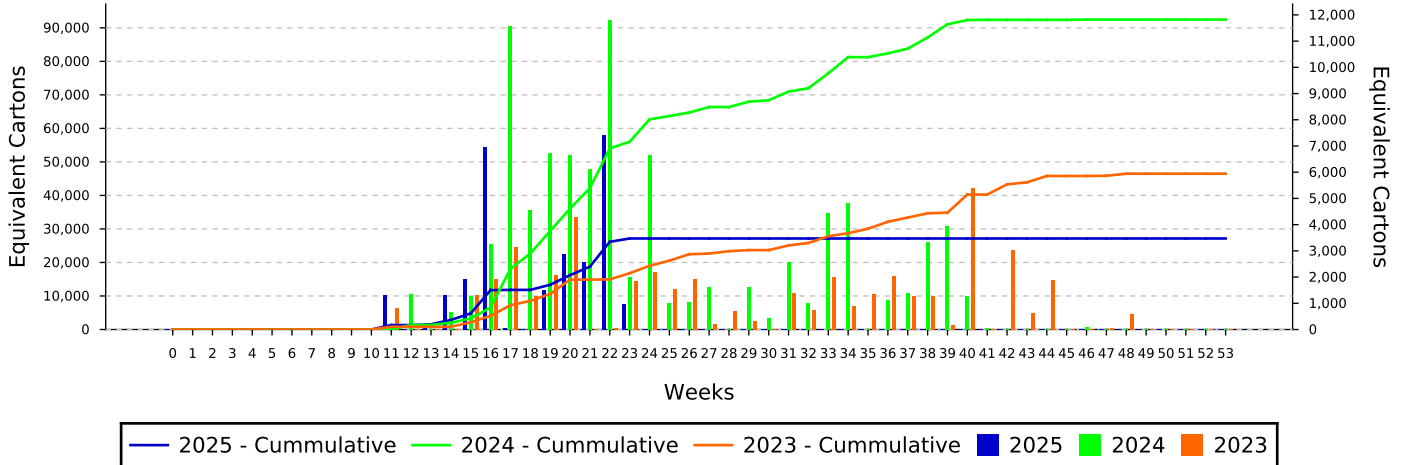


— 2025 - cummulative — 2024 - cummulative — 2023 - cummulative ■ 2025 ■ 2024 ■ 2023

Week	2025 - Current	2025 - Cumulative	2024 - Current	2024 - Cumulative	2023 - Current	2023 - Cumulative
0	0	0	0	0	0	0
1	0	0	0	0	0	0
2	0	0	0	0	0	0
3	0	0	0	0	0	0
4	0	0	0	0	0	0
5	0	0	0	0	0	0
6	0	0	0	0	0	0
7	0	0	0	0	0	0
8	0	0	3,811	3,811	0	804
9	0	0	0	3,811	0	804
10	0	0	0	3,811	0	804
11	40,874	40,874	6,473	10,284	824	1,628
12	41,265	82,139	59,787	70,072	51,258	52,886
13	202,057	284,196	60,179	130,251	158,004	210,890
14	170,374	454,570	113,456	243,707	323,396	534,286
15	235,153	689,723	249,336	493,043	178,451	712,737
16	930,573	1,620,296	313,671	806,713	583,763	1,296,499
17	432,685	2,052,981	602,710	1,409,424	691,888	1,988,387
18	556,677	2,609,658	1,117,512	2,526,936	770,148	2,758,536
19	925,594	3,535,252	441,444	2,968,380	905,451	3,663,987
20	706,065	4,241,317	838,062	3,806,442	795,824	4,459,811
21	765,075	5,006,392	920,018	4,726,461	785,892	5,245,703
22	889,759	5,896,151	1,096,417	5,822,878	904,570	6,150,274
23	547,300	6,443,451	340,583	6,163,460	1,092,607	7,242,881
24	0	6,443,451	774,940	6,938,401	545,813	7,788,694
25	0	6,443,451	721,290	7,659,691	333,139	8,121,833
26	0	6,443,451	392,379	8,052,070	260,685	8,382,518
27	0	6,443,451	301,186	8,353,256	501,506	8,884,024
28	0	6,443,451	445,914	8,799,170	552,351	9,436,375
29	0	6,443,451	336,475	9,135,645	437,465	9,873,839
30	0	6,443,451	326,704	9,462,349	201,907	10,075,746
31	0	6,443,451	311,746	9,774,095	237,088	10,312,834
32	0	6,443,451	200,357	9,974,452	315,332	10,628,166
33	0	6,443,451	345,499	10,319,951	182,074	10,810,240
34	0	6,443,451	86,505	10,406,455	129,806	10,940,046
35	0	6,443,451	173,140	10,579,595	230,007	11,170,052
36	0	6,443,451	131,937	10,711,533	215,214	11,385,266
37	0	6,443,451	117,459	10,828,992	93,998	11,479,264
38	0	6,443,451	97,019	10,926,011	92,616	11,571,880
39	0	6,443,451	111,003	11,037,014	118,752	11,690,633
40	0	6,443,451	42,033	11,079,047	25,263	11,715,896
41	0	6,443,451	29,157	11,108,204	17,794	11,733,689
42	0	6,443,451	0	11,108,204	4,018	11,737,707
43	0	6,443,451	4,429	11,112,633	2,401	11,740,108
44	0	6,443,451	0	11,112,633	1,888	11,741,996
45	0	6,443,451	0	11,112,633	0	11,741,996
46	0	6,443,451	78	11,112,711	0	11,741,996
47	0	6,443,451	0	11,112,711	71	11,742,067
48	0	6,443,451	0	11,112,711	605	11,742,672
49	0	6,443,451	0	11,112,711	0	11,742,672
50	0	6,443,451	0	11,112,711	0	11,742,672
51	0	6,443,451	0	11,112,711	0	11,742,672
52	0	6,443,451	0	11,112,711	0	11,742,672
53	0	6,443,451	0	11,112,711	0	11,742,672

Indemnity: Agri-hub shall take all reasonable precautions to ensure that any information and data provided by Agri-hub from its information sources are correct. Neither Agri-hub nor any of its directors, employees or information sources take any responsibility for action or losses that might occur as a result of the usage of this information.

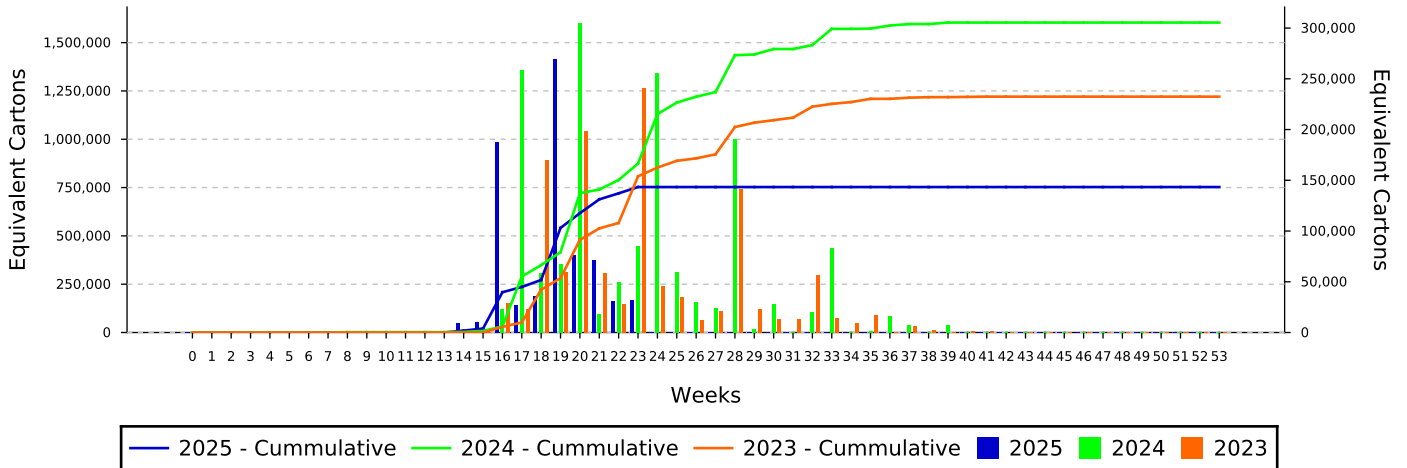
## GRAPEFRUIT ( GF ) Exported to Africa and Islands ( AFI ) : Current Season vs Previous Seasons



Week	2025 - Current	2025 - Cumulative	2024 - Current	2024 - Cumulative	2023 - Current	2023 - Cumulative
0	0	0	0	0	0	0
1	0	0	0	0	0	0
2	0	0	0	0	0	0
3	0	0	0	0	0	0
4	0	0	0	0	0	0
5	0	0	0	0	0	0
6	0	0	0	0	0	0
7	0	0	0	0	0	0
8	0	0	0	0	0	0
9	0	0	0	0	0	0
10	0	0	0	0	0	0
11	1,323	1,323	0	0	824	824
12	0	1,323	1,352	1,352	0	824
13	216	1,539	0	1,352	0	824
14	1,319	2,858	676	2,028	0	824
15	1,936	4,794	1,269	3,298	1,318	2,141
16	6,964	11,758	3,250	6,548	1,940	4,082
17	63	11,822	11,575	18,123	3,158	7,239
18	0	11,822	4,544	22,667	1,285	8,524
19	1,522	13,344	6,742	29,409	2,082	10,606
20	2,862	16,206	6,671	36,080	4,280	14,886
21	2,562	18,768	6,116	42,195	0	14,886
22	7,403	26,170	11,822	54,017	65	14,950
23	982	27,153	2,012	56,029	1,841	16,791
24	0	27,153	6,644	62,673	2,199	18,990
25	0	27,153	1,007	63,680	1,540	20,530
26	0	27,153	1,055	64,735	1,927	22,457
27	0	27,153	1,630	66,365	199	22,656
28	0	27,153	0	66,365	703	23,359
29	0	27,153	1,603	67,967	325	23,684
30	0	27,153	435	68,402	0	23,684
31	0	27,153	2,561	70,963	1,390	25,075
32	0	27,153	1,019	71,982	744	25,818
33	0	27,153	4,459	76,442	2,009	27,827
34	0	27,153	4,808	81,250	903	28,729
35	0	27,153	0	81,250	1,338	30,067
36	0	27,153	1,141	82,391	2,056	32,123
37	0	27,153	1,396	83,787	1,276	33,400
38	0	27,153	3,337	87,124	1,270	34,670
39	0	27,153	3,942	91,066	184	34,853
40	0	27,153	1,260	92,325	5,409	40,262
41	0	27,153	63	92,389	0	40,262
42	0	27,153	0	92,389	3,040	43,302
43	0	27,153	0	92,389	613	43,915
44	0	27,153	0	92,389	1,888	45,803
45	0	27,153	0	92,389	0	45,803
46	0	27,153	78	92,467	0	45,803
47	0	27,153	0	92,467	71	45,874
48	0	27,153	0	92,467	605	46,479
49	0	27,153	0	92,467	0	46,479
50	0	27,153	0	92,467	0	46,479
51	0	27,153	0	92,467	0	46,479
52	0	27,153	0	92,467	0	46,479
53	0	27,153	0	92,467	0	46,479

**Indemnity:**  
Agri-hub shall take all reasonable precautions to ensure that any information and data provided by Agri-hub from its information sources are correct. Neither Agri-hub nor any of its directors, employees or information sources take any responsibility for action or losses that might occur as a result of the usage of this information.

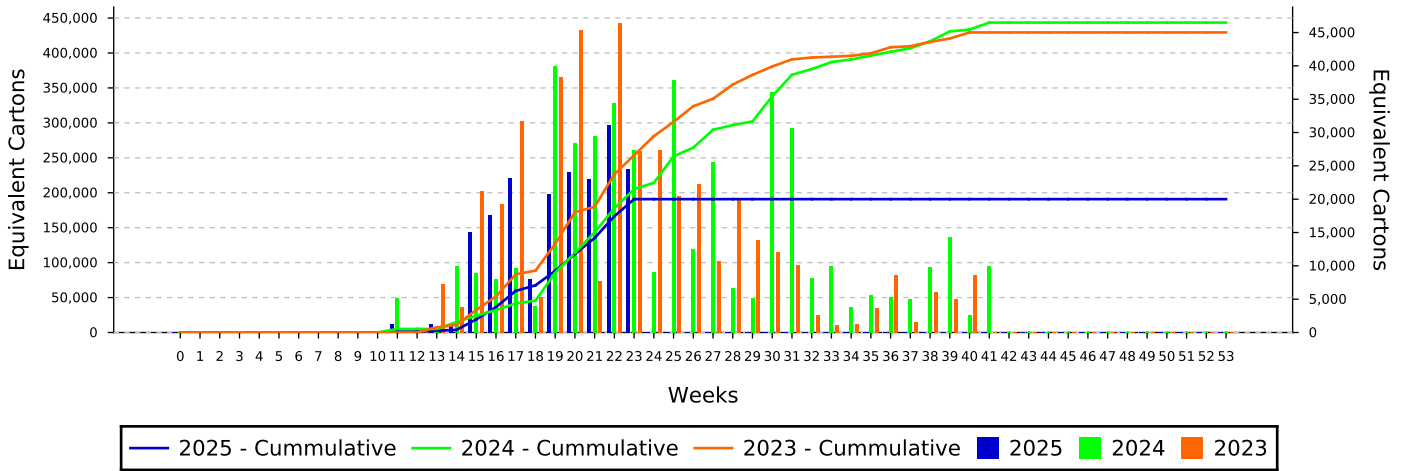
## GRAPEFRUIT ( GF ) Exported to Asia ( ASA ) : Current Season vs Previous Seasons



Week	2025 - Current	2025 - Cummulative	2024 - Current	2024 - Cummulative	2023 - Current	2023 - Cummulative
0	0	0	0	0	0	0
1	0	0	0	0	0	0
2	0	0	0	0	0	0
3	0	0	0	0	0	0
4	0	0	0	0	0	0
5	0	0	0	0	0	0
6	0	0	0	0	0	0
7	0	0	0	0	0	0
8	0	0	1,727	1,727	0	0
9	0	0	0	1,727	0	0
10	0	0	0	1,727	0	0
11	0	0	0	1,727	0	0
12	0	0	0	1,727	0	0
13	0	0	0	1,727	0	0
14	9,778	9,778	1,352	3,080	0	0
15	10,467	20,245	5,144	8,224	0	0
16	188,066	208,311	23,029	31,253	29,036	29,036
17	27,298	235,610	258,542	289,796	23,006	52,041
18	36,114	271,724	58,797	348,593	169,823	221,864
19	269,294	541,019	67,018	415,611	59,311	281,175
20	76,488	617,507	305,409	721,020	198,443	479,619
21	71,371	688,878	18,511	739,531	59,112	538,731
22	31,228	720,106	49,687	789,219	28,081	566,812
23	32,522	752,627	84,968	874,187	241,109	807,921
24	0	752,627	255,617	1,129,805	45,375	853,296
25	0	752,627	59,782	1,189,587	35,006	888,302
26	0	752,627	30,507	1,220,093	12,721	901,023
27	0	752,627	24,085	1,244,178	20,836	921,859
28	0	752,627	190,653	1,434,831	141,135	1,062,994
29	0	752,627	3,699	1,438,530	22,702	1,085,696
30	0	752,627	28,301	1,466,831	13,058	1,098,754
31	0	752,627	0	1,466,831	13,027	1,111,781
32	0	752,627	20,598	1,487,429	56,789	1,168,570
33	0	752,627	83,717	1,571,146	14,484	1,183,054
34	0	752,627	0	1,571,146	9,189	1,192,243
35	0	752,627	1,311	1,572,456	16,839	1,209,082
36	0	752,627	15,826	1,588,282	0	1,209,082
37	0	752,627	7,732	1,596,014	6,045	1,215,127
38	0	752,627	0	1,596,014	2,565	1,217,693
39	0	752,627	7,772	1,603,786	312	1,218,005
40	0	752,627	0	1,603,786	1,218	1,219,223
41	0	752,627	0	1,603,786	1,231	1,220,454
42	0	752,627	0	1,603,786	0	1,220,454
43	0	752,627	0	1,603,786	0	1,220,454
44	0	752,627	0	1,603,786	0	1,220,454
45	0	752,627	0	1,603,786	0	1,220,454
46	0	752,627	0	1,603,786	0	1,220,454
47	0	752,627	0	1,603,786	0	1,220,454
48	0	752,627	0	1,603,786	0	1,220,454
49	0	752,627	0	1,603,786	0	1,220,454
50	0	752,627	0	1,603,786	0	1,220,454
51	0	752,627	0	1,603,786	0	1,220,454
52	0	752,627	0	1,603,786	0	1,220,454
53	0	752,627	0	1,603,786	0	1,220,454

Indemnity: Agri-hub shall take all reasonable precautions to ensure that any information and data provided by Agri-hub from its information sources are correct. Neither Agri-hub nor any of its directors, employees or information sources take any responsibility for action or losses that might occur as a result of the usage of this information.

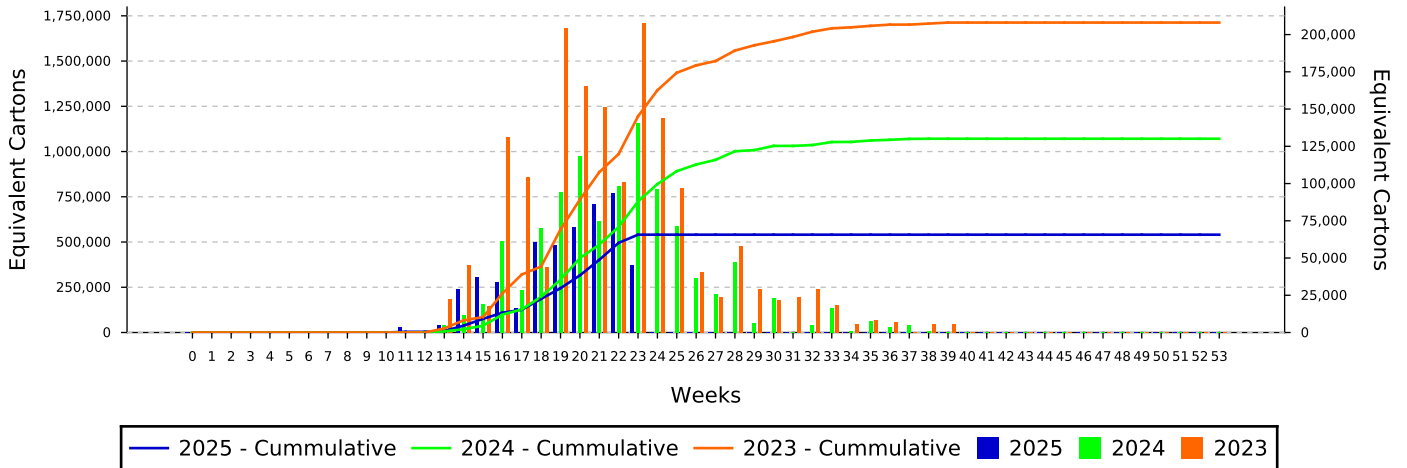
## GRAPEFRUIT ( GF ) Exported to Canada ( CAN ) : Current Season vs Previous Seasons



Week	2025 - Current	2025 - Cumulative	2024 - Current	2024 - Cumulative	2023 - Current	2023 - Cumulative
0	0	0	0	0	0	0
1	0	0	0	0	0	0
2	0	0	0	0	0	0
3	0	0	0	0	0	0
4	0	0	0	0	0	0
5	0	0	0	0	0	0
6	0	0	0	0	0	0
7	0	0	0	0	0	0
8	0	0	0	0	0	0
9	0	0	0	0	0	0
10	0	0	0	0	0	0
11	1,290	1,290	5,121	5,121	0	0
12	0	1,290	0	5,121	0	0
13	1,269	2,560	0	5,121	7,321	7,321
14	1,164	3,724	9,965	15,086	3,754	11,075
15	15,015	18,739	8,910	23,995	21,231	32,306
16	17,636	36,375	8,014	32,009	19,231	51,536
17	23,120	59,495	9,617	41,626	31,706	83,243
18	7,999	67,494	3,941	45,567	5,266	88,509
19	20,717	88,211	39,952	85,519	38,401	126,910
20	24,020	112,230	28,377	113,896	45,306	172,217
21	23,005	135,235	29,509	143,405	7,736	179,953
22	31,089	166,323	34,476	177,881	46,496	226,448
23	24,508	190,831	27,329	205,210	27,170	253,618
24	0	190,831	9,031	214,241	27,371	280,989
25	0	190,831	37,844	252,085	20,476	301,465
26	0	190,831	12,509	264,594	22,329	323,794
27	0	190,831	25,541	290,135	10,763	334,557
28	0	190,831	6,715	296,850	20,223	354,780
29	0	190,831	5,227	302,077	13,858	368,638
30	0	190,831	36,019	338,096	12,049	380,687
31	0	190,831	30,665	368,761	10,130	390,817
32	0	190,831	8,197	376,958	2,689	393,506
33	0	190,831	10,012	386,970	1,154	394,660
34	0	190,831	3,761	390,731	1,247	395,907
35	0	190,831	5,647	396,378	3,704	399,611
36	0	190,831	5,330	401,709	8,561	408,172
37	0	190,831	5,072	406,781	1,526	409,698
38	0	190,831	9,901	416,681	6,077	415,775
39	0	190,831	14,281	430,962	4,985	420,760
40	0	190,831	2,554	433,517	8,644	429,403
41	0	190,831	10,028	443,545	0	429,403
42	0	190,831	0	443,545	0	429,403
43	0	190,831	0	443,545	0	429,403
44	0	190,831	0	443,545	0	429,403
45	0	190,831	0	443,545	0	429,403
46	0	190,831	0	443,545	0	429,403
47	0	190,831	0	443,545	0	429,403
48	0	190,831	0	443,545	0	429,403
49	0	190,831	0	443,545	0	429,403
50	0	190,831	0	443,545	0	429,403
51	0	190,831	0	443,545	0	429,403
52	0	190,831	0	443,545	0	429,403
53	0	190,831	0	443,545	0	429,403

Indemnity: Agri-hub shall take all reasonable precautions to ensure that any information and data provided by Agri-hub from its information sources are correct. Neither Agri-hub nor any of its directors, employees or information sources take any responsibility for action or losses that might occur as a result of the usage of this information.

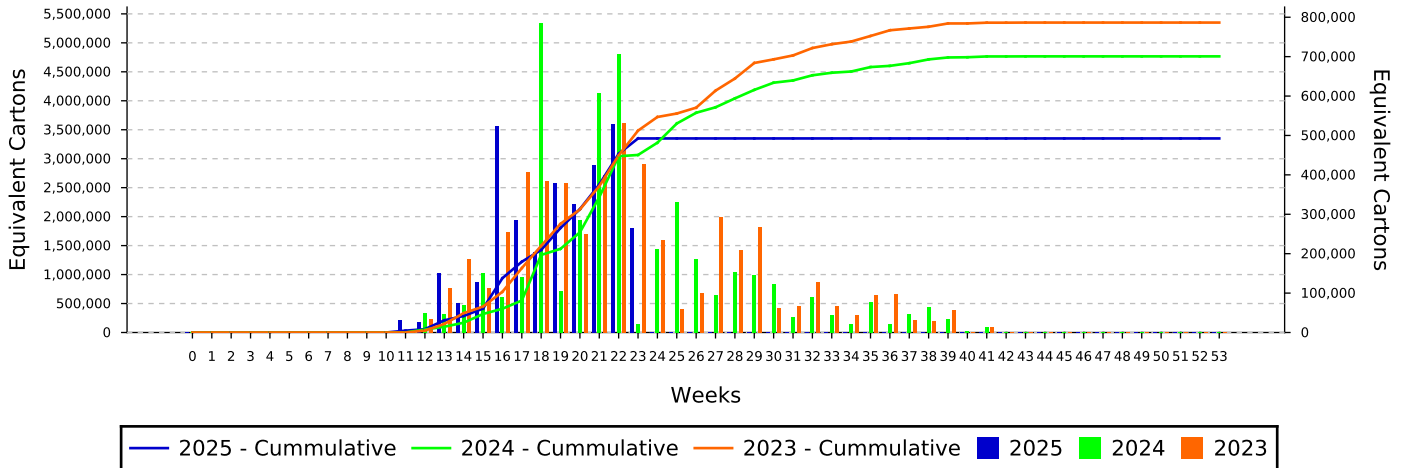
## GRAPEFRUIT ( GF ) Exported to China ( CHN ) : Current Season vs Previous Seasons



Week	2025 - Current	2025 - Cumulative	2024 - Current	2024 - Cumulative	2023 - Current	2023 - Cumulative
0	0	0	0	0	0	0
1	0	0	0	0	0	0
2	0	0	0	0	0	0
3	0	0	0	0	0	0
4	0	0	0	0	0	0
5	0	0	0	0	0	0
6	0	0	0	0	0	0
7	0	0	0	0	0	0
8	0	0	0	0	0	0
9	0	0	0	0	0	0
10	0	0	0	0	0	0
11	3,710	3,710	0	0	0	0
12	0	3,710	1,257	1,257	0	0
13	4,970	8,680	5,127	6,385	22,517	22,517
14	29,252	37,932	11,667	18,052	45,037	67,554
15	37,480	75,412	19,338	37,389	17,533	85,086
16	33,846	109,257	61,521	98,910	131,049	216,135
17	16,375	125,633	28,574	127,485	104,403	320,538
18	60,463	186,096	70,241	197,726	44,153	364,691
19	58,538	244,634	94,423	292,149	204,368	569,059
20	71,129	315,763	118,758	410,907	165,254	734,313
21	85,954	401,717	74,651	485,558	151,512	885,825
22	93,591	495,308	98,056	583,614	100,722	986,547
23	45,236	540,544	140,434	724,048	208,064	1,194,611
24	0	540,544	96,156	820,205	143,941	1,338,552
25	0	540,544	71,357	891,562	96,841	1,435,393
26	0	540,544	36,570	928,132	40,694	1,476,087
27	0	540,544	25,798	953,930	23,980	1,500,067
28	0	540,544	47,533	1,001,463	57,785	1,557,852
29	0	540,544	6,441	1,007,904	29,205	1,587,056
30	0	540,544	23,144	1,031,048	21,916	1,608,972
31	0	540,544	0	1,031,048	24,100	1,633,072
32	0	540,544	4,863	1,035,911	28,988	1,662,060
33	0	540,544	16,485	1,052,396	18,746	1,680,807
34	0	540,544	762	1,053,157	5,617	1,686,423
35	0	540,544	7,815	1,060,972	8,072	1,694,496
36	0	540,544	3,874	1,064,847	6,813	1,701,308
37	0	540,544	5,029	1,069,876	0	1,701,308
38	0	540,544	811	1,070,688	5,608	1,706,916
39	0	540,544	0	1,070,688	5,765	1,712,681
40	0	540,544	0	1,070,688	0	1,712,681
41	0	540,544	0	1,070,688	0	1,712,681
42	0	540,544	0	1,070,688	0	1,712,681
43	0	540,544	0	1,070,688	0	1,712,681
44	0	540,544	0	1,070,688	0	1,712,681
45	0	540,544	0	1,070,688	0	1,712,681
46	0	540,544	0	1,070,688	0	1,712,681
47	0	540,544	0	1,070,688	0	1,712,681
48	0	540,544	0	1,070,688	0	1,712,681
49	0	540,544	0	1,070,688	0	1,712,681
50	0	540,544	0	1,070,688	0	1,712,681
51	0	540,544	0	1,070,688	0	1,712,681
52	0	540,544	0	1,070,688	0	1,712,681
53	0	540,544	0	1,070,688	0	1,712,681

Indemnity: Agri-hub shall take all reasonable precautions to ensure that any information and data provided by Agri-hub from its information sources are correct. Neither Agri-hub nor any of its directors, employees or information sources take any responsibility for action or losses that might occur as a result of the usage of this information.

## GRAPEFRUIT ( GF ) Exported to Europe ( EUR ) : Current Season vs Previous Seasons

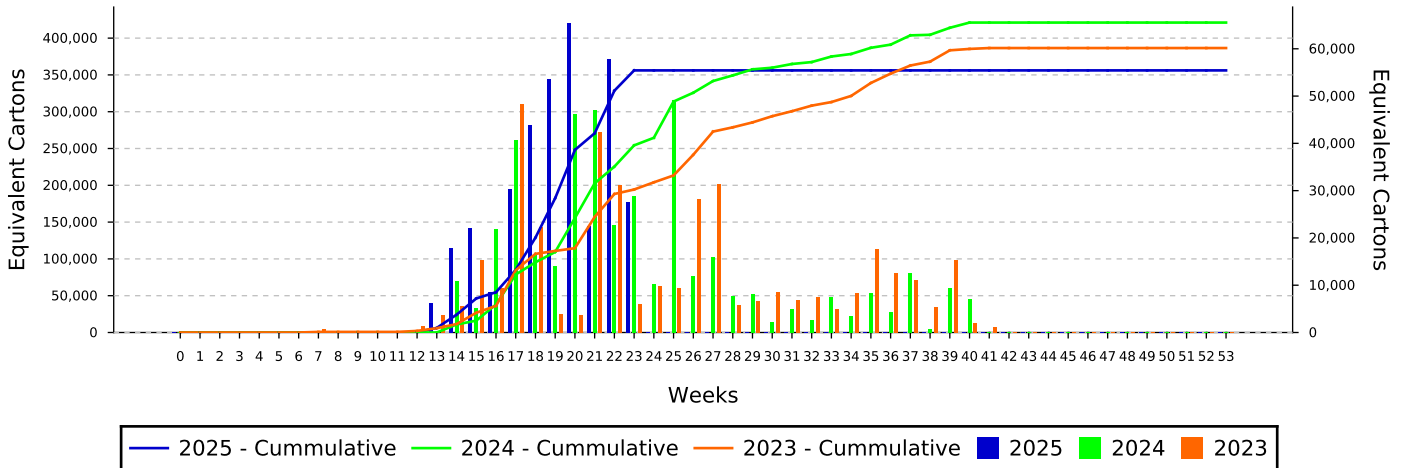


Week	2025 - Current	2025 - Cumulative	2024 - Current	2024 - Cumulative	2023 - Current	2023 - Cumulative
0	0	0	0	0	0	0
1	0	0	0	0	0	0
2	0	0	0	0	0	0
3	0	0	0	0	0	0
4	0	0	0	0	0	0
5	0	0	0	0	0	0
6	0	0	0	0	0	0
7	0	0	0	0	0	0
8	0	0	389	389	0	0
9	0	0	0	389	0	0
10	0	0	0	389	0	0
11	32,011	32,011	1,352	1,741	0	0
12	25,701	57,712	49,838	51,579	33,094	33,094
13	152,125	209,837	47,978	99,557	114,033	147,127
14	75,637	285,474	69,542	169,098	186,383	333,511
15	127,452	412,926	150,449	319,547	113,498	447,009
16	523,882	936,808	90,735	410,282	255,425	702,433
17	284,462	1,221,270	141,632	551,913	408,499	1,110,932
18	203,407	1,424,677	786,456	1,338,369	384,439	1,495,371
19	379,200	1,803,877	105,860	1,444,229	380,316	1,875,687
20	325,820	2,129,697	285,388	1,729,617	249,214	2,124,901
21	425,109	2,554,806	607,451	2,337,068	400,670	2,525,571
22	530,233	3,085,038	705,423	3,042,491	531,450	3,057,021
23	264,627	3,349,665	22,280	3,064,771	427,720	3,484,741
24	0	3,349,665	211,210	3,275,981	235,419	3,720,160
25	0	3,349,665	331,111	3,607,092	59,877	3,780,037
26	0	3,349,665	185,389	3,792,481	100,885	3,880,922
27	0	3,349,665	94,767	3,887,248	293,490	4,174,412
28	0	3,349,665	153,766	4,041,014	209,447	4,383,859
29	0	3,349,665	146,960	4,187,974	268,467	4,652,326
30	0	3,349,665	124,192	4,312,166	62,502	4,714,828
31	0	3,349,665	38,555	4,350,721	67,934	4,782,762
32	0	3,349,665	88,856	4,439,577	127,602	4,910,364
33	0	3,349,665	44,112	4,483,689	66,206	4,976,570
34	0	3,349,665	21,185	4,504,874	45,486	5,022,056
35	0	3,349,665	77,237	4,582,111	96,172	5,118,228
36	0	3,349,665	20,480	4,602,590	98,743	5,216,970
37	0	3,349,665	46,354	4,648,944	30,758	5,247,729
38	0	3,349,665	65,164	4,714,108	30,119	5,277,848
39	0	3,349,665	33,645	4,747,754	56,839	5,334,687
40	0	3,349,665	3,484	4,751,237	0	5,334,687
41	0	3,349,665	13,919	4,765,157	13,481	5,348,168
42	0	3,349,665	0	4,765,157	0	5,348,168
43	0	3,349,665	1,186	4,766,343	1,788	5,349,956
44	0	3,349,665	0	4,766,343	0	5,349,956
45	0	3,349,665	0	4,766,343	0	5,349,956
46	0	3,349,665	0	4,766,343	0	5,349,956
47	0	3,349,665	0	4,766,343	0	5,349,956
48	0	3,349,665	0	4,766,343	0	5,349,956
49	0	3,349,665	0	4,766,343	0	5,349,956
50	0	3,349,665	0	4,766,343	0	5,349,956
51	0	3,349,665	0	4,766,343	0	5,349,956
52	0	3,349,665	0	4,766,343	0	5,349,956
53	0	3,349,665	0	4,766,343	0	5,349,956

Indemnity: Agri-hub shall take all reasonable precautions to ensure that any information and data provided by Agri-hub from its information sources are correct. Neither Agri-hub nor any of its directors, employees or information sources take any responsibility for action or losses that might occur as a result of the usage of this information.



## GRAPEFRUIT ( GF ) Exported to Middle East ( MEA ) : Current Season vs Previous Seasons

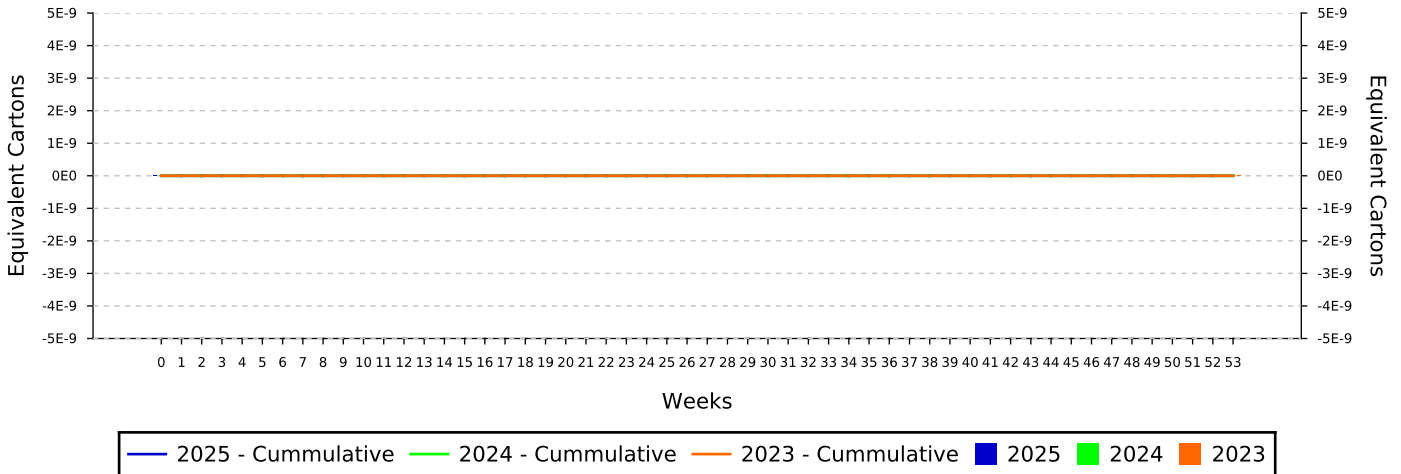


Week	2025 - Current	2025 - Cumulative	2024 - Current	2024 - Cumulative	2023 - Current	2023 - Cumulative
0	0	0	0	0	0	0
1	0	0	0	0	0	0
2	0	0	0	0	0	0
3	0	0	0	0	0	0
4	0	0	0	0	0	0
5	0	0	0	0	0	0
6	0	0	0	0	0	0
7	0	0	0	0	0	0
8	0	0	0	0	804	804
9	0	0	0	0	0	804
10	0	0	0	0	0	804
11	0	0	0	0	0	804
12	0	0	0	0	1,318	2,122
13	6,287	6,287	0	0	3,796	5,918
14	17,905	24,192	10,872	10,872	5,503	11,421
15	22,056	46,248	5,255	16,126	15,410	26,831
16	8,470	54,718	21,955	38,081	9,326	36,157
17	30,366	85,084	40,695	78,777	48,409	84,567
18	43,800	128,884	16,615	95,392	22,287	106,854
19	53,661	182,545	14,018	109,410	3,989	110,843
20	65,546	248,091	46,160	155,570	3,709	114,552
21	22,566	270,657	47,051	202,620	42,396	156,947
22	57,846	328,503	22,783	225,403	31,213	188,160
23	27,643	356,146	28,864	254,267	6,129	194,289
24	0	356,146	10,320	264,587	9,774	204,063
25	0	356,146	49,195	313,782	9,355	213,419
26	0	356,146	12,024	325,806	28,133	241,551
27	0	356,146	15,864	341,669	31,453	273,004
28	0	356,146	7,687	349,356	5,769	278,773
29	0	356,146	8,204	357,560	6,671	285,444
30	0	356,146	2,232	359,792	8,475	293,919
31	0	356,146	5,033	364,824	6,773	300,692
32	0	356,146	2,619	367,443	7,552	308,243
33	0	356,146	7,538	374,982	4,885	313,129
34	0	356,146	3,426	378,407	8,330	321,458
35	0	356,146	8,418	386,825	17,597	339,055
36	0	356,146	4,316	391,141	12,644	351,699
37	0	356,146	12,577	403,718	11,036	362,734
38	0	356,146	796	404,515	5,328	368,062
39	0	356,146	9,506	414,020	15,326	383,388
40	0	356,146	7,099	421,119	1,928	385,316
41	0	356,146	0	421,119	1,200	386,516
42	0	356,146	0	421,119	0	386,516
43	0	356,146	0	421,119	0	386,516
44	0	356,146	0	421,119	0	386,516
45	0	356,146	0	421,119	0	386,516
46	0	356,146	0	421,119	0	386,516
47	0	356,146	0	421,119	0	386,516
48	0	356,146	0	421,119	0	386,516
49	0	356,146	0	421,119	0	386,516
50	0	356,146	0	421,119	0	386,516
51	0	356,146	0	421,119	0	386,516
52	0	356,146	0	421,119	0	386,516
53	0	356,146	0	421,119	0	386,516

**Indemnity:**  
 Agri-hub shall take all reasonable precautions to ensure that any information and data provided by Agri-hub from its information sources are correct. Neither Agri-hub nor any of its directors, employees or information sources take any responsibility for action or losses that might occur as a result of the usage of this information.



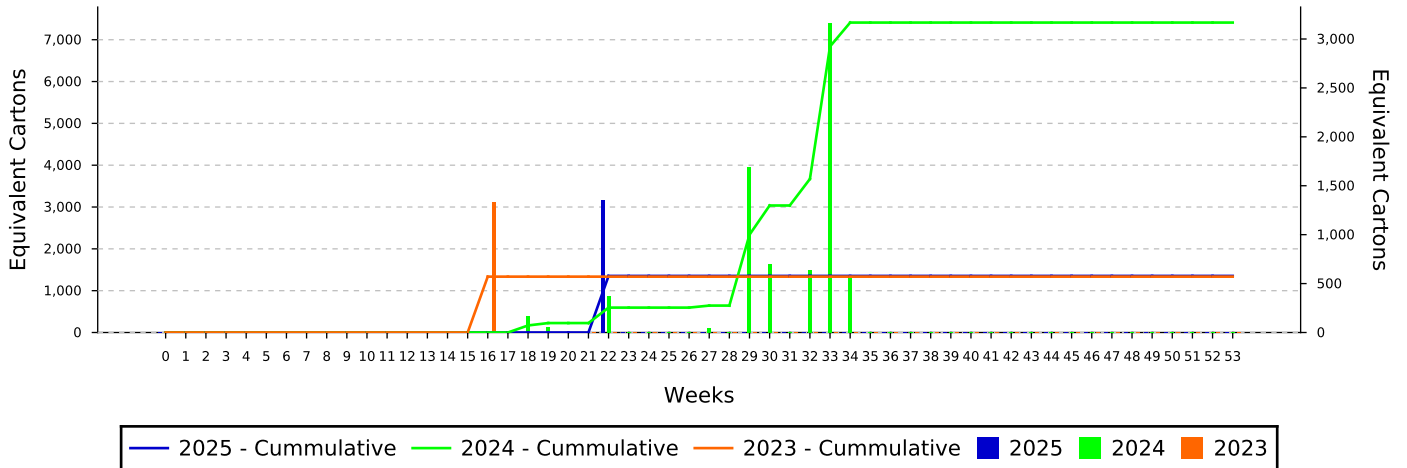
GRAPEFRUIT ( GF ) Exported to North-America ( NAM ) : Current Season vs Previous Seasons



Week	2025 - Current	2025 - Cumulative	2024 - Current	2024 - Cumulative	2023 - Current	2023 - Cumulative
0	0	0	0	0	0	0
1	0	0	0	0	0	0
2	0	0	0	0	0	0
3	0	0	0	0	0	0
4	0	0	0	0	0	0
5	0	0	0	0	0	0
6	0	0	0	0	0	0
7	0	0	0	0	0	0
8	0	0	0	0	0	0
9	0	0	0	0	0	0
10	0	0	0	0	0	0
11	0	0	0	0	0	0
12	0	0	0	0	0	0
13	0	0	0	0	0	0
14	0	0	0	0	0	0
15	0	0	0	0	0	0
16	0	0	0	0	0	0
17	0	0	0	0	0	0
18	0	0	0	0	0	0
19	0	0	0	0	0	0
20	0	0	0	0	0	0
21	0	0	0	0	0	0
22	0	0	0	0	0	0
23	0	0	0	0	0	0
24	0	0	0	0	0	0
25	0	0	0	0	0	0
26	0	0	0	0	0	0
27	0	0	0	0	0	0
28	0	0	0	0	0	0
29	0	0	0	0	0	0
30	0	0	0	0	0	0
31	0	0	0	0	0	0
32	0	0	0	0	0	0
33	0	0	0	0	0	0
34	0	0	0	0	0	0
35	0	0	0	0	0	0
36	0	0	0	0	0	0
37	0	0	0	0	0	0
38	0	0	0	0	0	0
39	0	0	0	0	0	0
40	0	0	0	0	0	0
41	0	0	0	0	0	0
42	0	0	0	0	0	0
43	0	0	0	0	0	0
44	0	0	0	0	0	0
45	0	0	0	0	0	0
46	0	0	0	0	0	0
47	0	0	0	0	0	0
48	0	0	0	0	0	0
49	0	0	0	0	0	0
50	0	0	0	0	0	0
51	0	0	0	0	0	0
52	0	0	0	0	0	0
53	0	0	0	0	0	0

**Indemnity:**  
 Agri-hub shall take all reasonable precautions to ensure that any information and data provided by Agri-hub from its information sources are correct. Neither Agri-hub nor any of its directors, employees or information sources take any responsibility for action or losses that might occur as a result of the usage of this information.

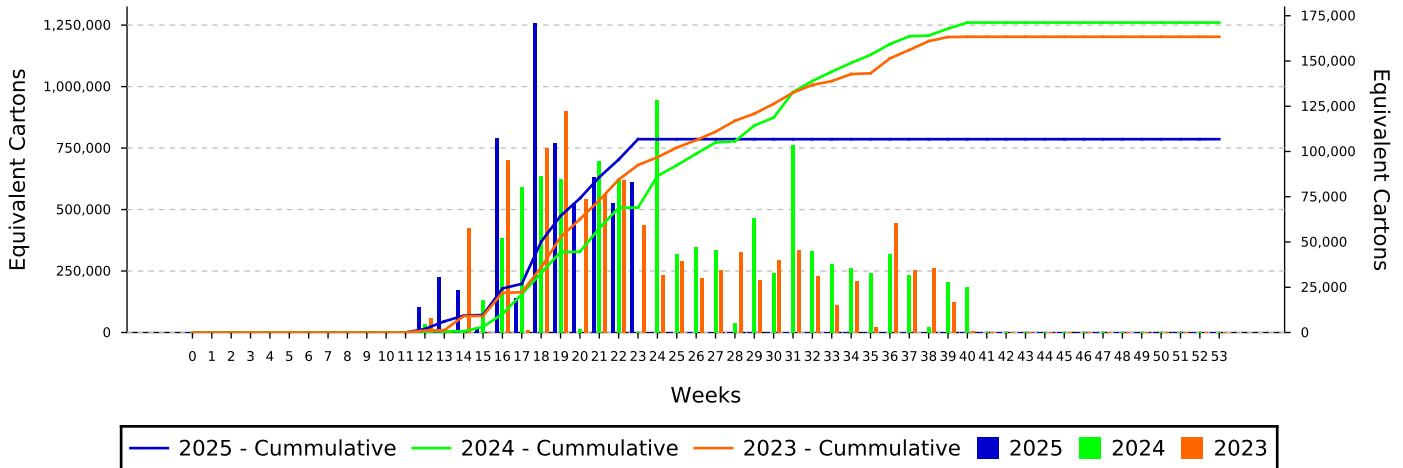
## GRAPEFRUIT ( GF ) Exported to Other ( OTH ) : Current Season vs Previous Seasons



Week	2025 - Current	2025 - Cumulative	2024 - Current	2024 - Cumulative	2023 - Current	2023 - Cumulative
0	0	0	0	0	0	0
1	0	0	0	0	0	0
2	0	0	0	0	0	0
3	0	0	0	0	0	0
4	0	0	0	0	0	0
5	0	0	0	0	0	0
6	0	0	0	0	0	0
7	0	0	0	0	0	0
8	0	0	0	0	0	0
9	0	0	0	0	0	0
10	0	0	0	0	0	0
11	0	0	0	0	0	0
12	0	0	0	0	0	0
13	0	0	0	0	0	0
14	0	0	0	0	0	0
15	0	0	0	0	0	0
16	0	0	0	0	1,335	1,335
17	0	0	0	0	0	1,335
18	0	0	168	168	0	1,335
19	0	0	58	226	0	1,335
20	0	0	0	226	0	1,335
21	0	0	0	226	0	1,335
22	1,352	1,352	369	595	0	1,335
23	0	1,352	0	595	0	1,335
24	0	1,352	0	595	0	1,335
25	0	1,352	0	595	0	1,335
26	0	1,352	0	595	0	1,335
27	0	1,352	49	644	0	1,335
28	0	1,352	0	644	0	1,335
29	0	1,352	1,694	2,338	0	1,335
30	0	1,352	698	3,036	0	1,335
31	0	1,352	0	3,036	0	1,335
32	0	1,352	635	3,671	0	1,335
33	0	1,352	3,168	6,839	0	1,335
34	0	1,352	571	7,410	0	1,335
35	0	1,352	0	7,410	0	1,335
36	0	1,352	0	7,410	0	1,335
37	0	1,352	0	7,410	0	1,335
38	0	1,352	0	7,410	0	1,335
39	0	1,352	0	7,410	0	1,335
40	0	1,352	0	7,410	0	1,335
41	0	1,352	0	7,410	0	1,335
42	0	1,352	0	7,410	0	1,335
43	0	1,352	0	7,410	0	1,335
44	0	1,352	0	7,410	0	1,335
45	0	1,352	0	7,410	0	1,335
46	0	1,352	0	7,410	0	1,335
47	0	1,352	0	7,410	0	1,335
48	0	1,352	0	7,410	0	1,335
49	0	1,352	0	7,410	0	1,335
50	0	1,352	0	7,410	0	1,335
51	0	1,352	0	7,410	0	1,335
52	0	1,352	0	7,410	0	1,335
53	0	1,352	0	7,410	0	1,335

**Indemnity:**  
Agri-hub shall take all reasonable precautions to ensure that any information and data provided by Agri-hub from its information sources are correct. Neither Agri-hub nor any of its directors, employees or information sources take any responsibility for action or losses that might occur as a result of the usage of this information.

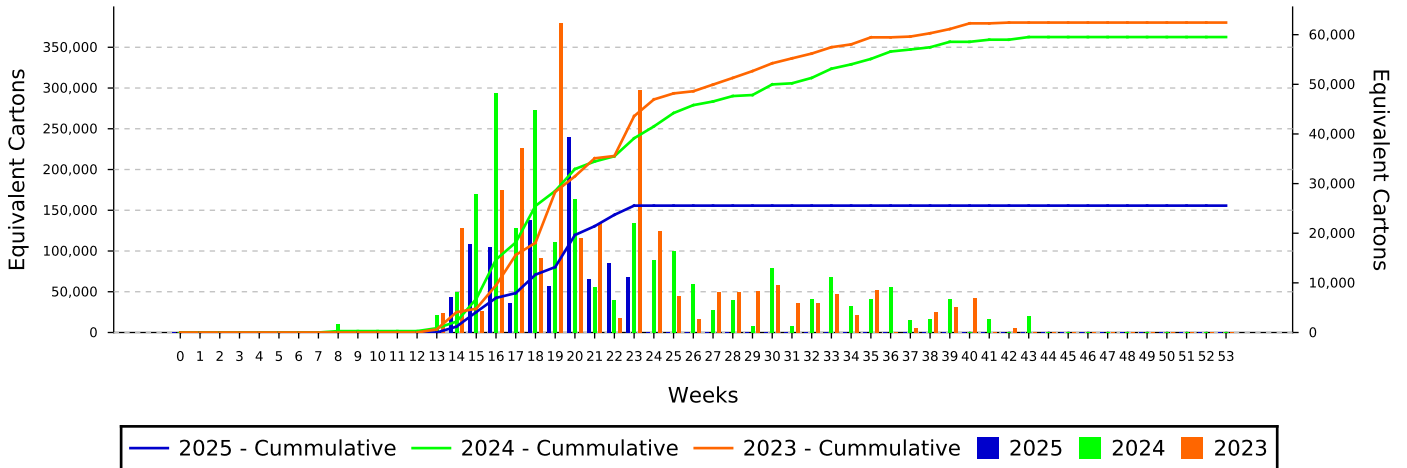
## GRAPEFRUIT ( GF ) Exported to Russian Federation ( RUS ) : Current Season vs Previous Seasons



Week	2025 - Current	2025 - Cummulative	2024 - Current	2024 - Cummulative	2023 - Current	2023 - Cummulative
0	0	0	0	0	0	0
1	0	0	0	0	0	0
2	0	0	0	0	0	0
3	0	0	0	0	0	0
4	0	0	0	0	0	0
5	0	0	0	0	0	0
6	0	0	0	0	0	0
7	0	0	0	0	0	0
8	0	0	0	0	0	0
9	0	0	0	0	0	0
10	0	0	0	0	0	0
11	0	0	0	0	0	0
12	14,294	14,294	4,801	4,801	7,971	7,971
13	30,843	45,137	0	4,801	1,171	9,142
14	23,452	68,589	0	4,801	57,905	67,047
15	2,665	71,255	18,111	22,912	0	67,047
16	107,717	178,972	51,944	74,856	95,035	162,082
17	18,860	197,832	80,591	155,447	1,127	163,209
18	171,222	369,054	86,610	242,057	102,102	265,311
19	104,721	473,775	84,787	326,844	122,112	387,423
20	71,734	545,509	1,844	328,688	73,510	460,933
21	85,870	631,379	94,648	423,336	76,513	537,446
22	71,807	703,186	84,129	507,466	84,235	621,680
23	82,921	786,107	470	507,935	59,227	680,906
24	0	786,107	128,364	636,299	31,635	712,542
25	0	786,107	43,496	679,795	39,296	751,837
26	0	786,107	47,202	726,996	30,157	781,994
27	0	786,107	45,472	772,469	34,454	816,448
28	0	786,107	5,333	777,802	44,227	860,675
29	0	786,107	63,390	841,191	29,017	889,693
30	0	786,107	32,727	873,918	40,058	929,751
31	0	786,107	103,632	977,550	45,728	975,479
32	0	786,107	45,115	1,022,666	31,286	1,006,765
33	0	786,107	37,895	1,060,561	15,421	1,022,186
34	0	786,107	35,652	1,096,213	28,696	1,050,882
35	0	786,107	32,938	1,129,151	3,113	1,053,995
36	0	786,107	43,345	1,172,496	60,564	1,114,558
37	0	786,107	31,926	1,204,422	34,278	1,148,837
38	0	786,107	3,097	1,207,519	35,796	1,184,632
39	0	786,107	27,830	1,235,349	16,945	1,201,577
40	0	786,107	24,982	1,260,330	1,084	1,202,662
41	0	786,107	0	1,260,330	0	1,202,662
42	0	786,107	0	1,260,330	0	1,202,662
43	0	786,107	0	1,260,330	0	1,202,662
44	0	786,107	0	1,260,330	0	1,202,662
45	0	786,107	0	1,260,330	0	1,202,662
46	0	786,107	0	1,260,330	0	1,202,662
47	0	786,107	0	1,260,330	0	1,202,662
48	0	786,107	0	1,260,330	0	1,202,662
49	0	786,107	0	1,260,330	0	1,202,662
50	0	786,107	0	1,260,330	0	1,202,662
51	0	786,107	0	1,260,330	0	1,202,662
52	0	786,107	0	1,260,330	0	1,202,662
53	0	786,107	0	1,260,330	0	1,202,662

Indemnity: Agri-hub shall take all reasonable precautions to ensure that any information and data provided by Agri-hub from its information sources are correct. Neither Agri-hub nor any of its directors, employees or information sources take any responsibility for action or losses that might occur as a result of the usage of this information.

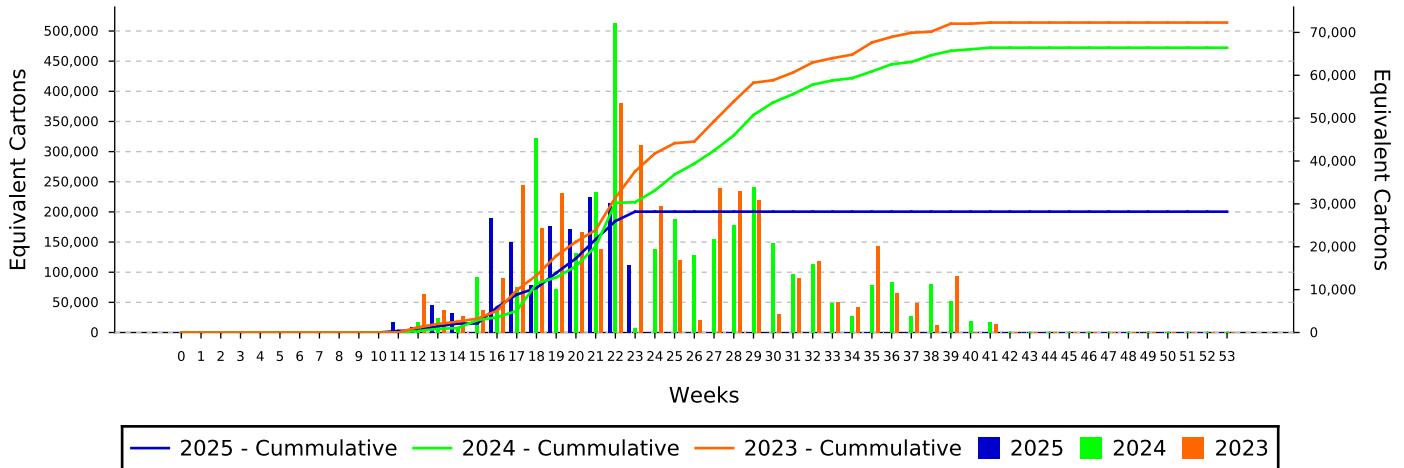
## GRAPEFRUIT ( GF ) Exported to South East Asia ( SEA ) : Current Season vs Previous Seasons



Week	2025 - Current	2025 - Cumulative	2024 - Current	2024 - Cumulative	2023 - Current	2023 - Cumulative
0	0	0	0	0	0	0
1	0	0	0	0	0	0
2	0	0	0	0	0	0
3	0	0	0	0	0	0
4	0	0	0	0	0	0
5	0	0	0	0	0	0
6	0	0	0	0	0	0
7	0	0	0	0	0	0
8	0	0	1,695	1,695	0	0
9	0	0	0	1,695	0	0
10	0	0	0	1,695	0	0
11	0	0	0	1,695	0	0
12	0	0	0	1,695	0	0
13	0	0	3,583	5,278	3,939	3,939
14	7,247	7,247	8,113	13,392	20,991	24,929
15	17,891	25,138	27,816	41,208	4,296	29,225
16	17,267	42,405	48,272	89,480	28,706	57,931
17	5,954	48,359	20,971	110,451	37,143	95,074
18	22,598	70,956	44,864	155,316	15,013	110,087
19	9,340	80,297	18,324	173,639	62,442	172,529
20	39,320	119,617	26,957	200,596	19,132	191,661
21	10,831	130,448	9,213	209,809	22,090	213,751
22	13,949	144,397	6,450	216,259	2,825	216,576
23	11,271	155,668	22,073	238,332	48,885	265,462
24	0	155,668	14,530	252,862	20,502	285,963
25	0	155,668	16,418	269,280	7,426	293,389
26	0	155,668	9,702	278,983	2,641	296,031
27	0	155,668	4,515	283,497	8,194	304,225
28	0	155,668	6,645	290,142	8,173	312,398
29	0	155,668	1,285	291,427	8,363	320,761
30	0	155,668	12,994	304,421	9,584	330,346
31	0	155,668	1,352	305,773	6,038	336,384
32	0	155,668	6,657	312,430	5,912	342,296
33	0	155,668	11,270	323,700	7,771	350,067
34	0	155,668	5,326	329,026	3,482	353,549
35	0	155,668	6,667	335,693	8,634	362,183
36	0	155,668	9,091	344,784	0	362,183
37	0	155,668	2,475	347,259	955	363,138
38	0	155,668	2,704	349,964	4,065	367,203
39	0	155,668	6,716	356,680	5,159	372,362
40	0	155,668	0	356,680	6,979	379,341
41	0	155,668	2,622	359,302	0	379,341
42	0	155,668	0	359,302	978	380,319
43	0	155,668	3,243	362,545	0	380,319
44	0	155,668	0	362,545	0	380,319
45	0	155,668	0	362,545	0	380,319
46	0	155,668	0	362,545	0	380,319
47	0	155,668	0	362,545	0	380,319
48	0	155,668	0	362,545	0	380,319
49	0	155,668	0	362,545	0	380,319
50	0	155,668	0	362,545	0	380,319
51	0	155,668	0	362,545	0	380,319
52	0	155,668	0	362,545	0	380,319
53	0	155,668	0	362,545	0	380,319

Indemnity: Agri-hub shall take all reasonable precautions to ensure that any information and data provided by Agri-hub from its information sources are correct. Neither Agri-hub nor any of its directors, employees or information sources take any responsibility for action or losses that might occur as a result of the usage of this information.

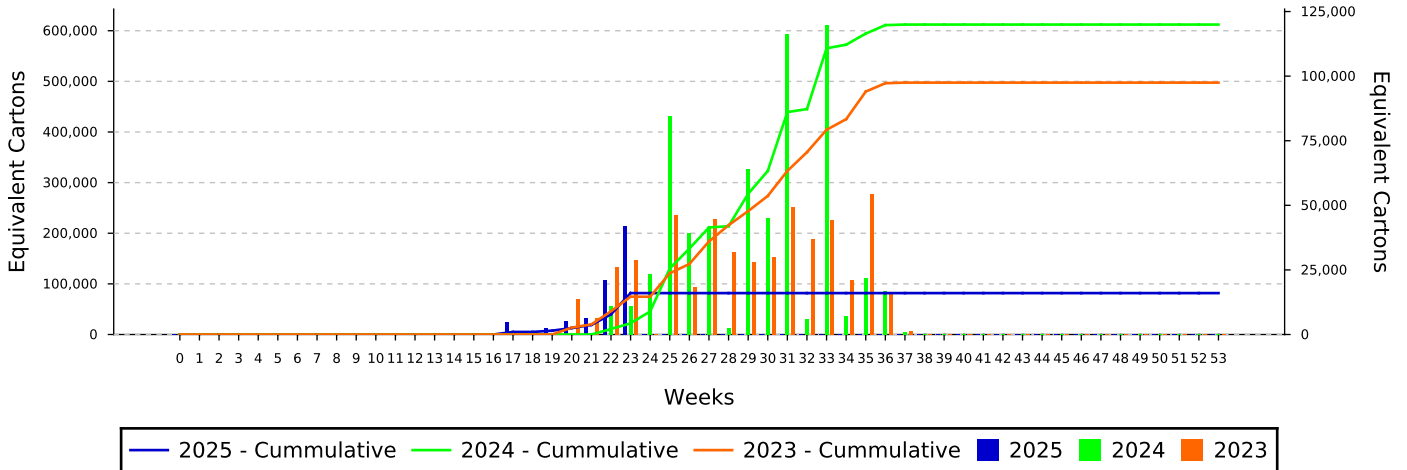
## GRAPEFRUIT ( GF ) Exported to United Kingdom ( UKI ) : Current Season vs Previous Seasons



Week	2025 - Current	2025 - Cumulative	2024 - Current	2024 - Cumulative	2023 - Current	2023 - Cumulative
0	0	0	0	0	0	0
1	0	0	0	0	0	0
2	0	0	0	0	0	0
3	0	0	0	0	0	0
4	0	0	0	0	0	0
5	0	0	0	0	0	0
6	0	0	0	0	0	0
7	0	0	0	0	0	0
8	0	0	0	0	0	0
9	0	0	0	0	0	0
10	0	0	0	0	0	0
11	2,539	2,539	0	0	0	0
12	1,269	3,808	2,539	2,539	8,876	8,876
13	6,347	10,155	3,491	6,030	5,228	14,103
14	4,620	14,775	1,269	7,299	3,823	17,926
15	190	14,965	13,044	20,343	5,166	23,092
16	26,726	41,692	4,951	25,294	12,680	35,772
17	21,152	62,844	10,512	35,806	34,437	70,209
18	11,074	73,918	45,276	81,081	24,465	94,674
19	24,863	98,781	10,263	91,344	32,430	127,104
20	24,060	122,841	18,498	109,843	23,336	150,439
21	31,613	154,455	32,868	142,711	19,537	169,976
22	30,291	184,746	72,295	215,006	53,543	223,519
23	15,673	200,419	1,000	216,005	43,737	267,256
24	0	200,419	19,542	235,547	29,597	296,852
25	0	200,419	26,389	261,936	17,006	313,859
26	0	200,419	18,039	279,975	2,843	316,702
27	0	200,419	21,742	301,717	33,612	350,314
28	0	200,419	25,103	326,821	32,895	383,209
29	0	200,419	33,954	360,775	30,934	414,143
30	0	200,419	20,839	381,614	4,303	418,446
31	0	200,419	13,628	395,241	12,660	431,106
32	0	200,419	15,891	411,132	16,765	447,871
33	0	200,419	6,880	418,012	7,081	454,952
34	0	200,419	3,808	421,820	5,902	460,854
35	0	200,419	11,155	432,974	20,083	480,936
36	0	200,419	11,833	444,808	9,255	490,191
37	0	200,419	3,808	448,616	6,912	497,103
38	0	200,419	11,209	459,824	1,788	498,891
39	0	200,419	7,311	467,136	13,238	512,129
40	0	200,419	2,655	469,790	0	512,129
41	0	200,419	2,524	472,314	1,882	514,011
42	0	200,419	0	472,314	0	514,011
43	0	200,419	0	472,314	0	514,011
44	0	200,419	0	472,314	0	514,011
45	0	200,419	0	472,314	0	514,011
46	0	200,419	0	472,314	0	514,011
47	0	200,419	0	472,314	0	514,011
48	0	200,419	0	472,314	0	514,011
49	0	200,419	0	472,314	0	514,011
50	0	200,419	0	472,314	0	514,011
51	0	200,419	0	472,314	0	514,011
52	0	200,419	0	472,314	0	514,011
53	0	200,419	0	472,314	0	514,011

Indemnity: Agri-hub shall take all reasonable precautions to ensure that any information and data provided by Agri-hub from its information sources are correct. Neither Agri-hub nor any of its directors, employees or information sources take any responsibility for action or losses that might occur as a result of the usage of this information.

## GRAPEFRUIT ( GF ) Exported to United States ( US ) : Current Season vs Previous Seasons



Week	2025 - Current	2025 - Cumulative	2024 - Current	2024 - Cumulative	2023 - Current	2023 - Cumulative
0	0	0	0	0	0	0
1	0	0	0	0	0	0
2	0	0	0	0	0	0
3	0	0	0	0	0	0
4	0	0	0	0	0	0
5	0	0	0	0	0	0
6	0	0	0	0	0	0
7	0	0	0	0	0	0
8	0	0	0	0	0	0
9	0	0	0	0	0	0
10	0	0	0	0	0	0
11	0	0	0	0	0	0
12	0	0	0	0	0	0
13	0	0	0	0	0	0
14	0	0	0	0	0	0
15	0	0	0	0	0	0
16	0	0	0	0	0	0
17	5,033	5,033	0	0	0	0
18	0	5,033	0	0	0	0
19	2,576	7,609	0	0	0	0
20	5,087	12,696	0	0	13,641	13,641
21	6,194	18,890	0	0	6,326	19,968
22	20,969	39,859	10,927	10,927	25,942	45,909
23	41,916	81,776	11,153	22,080	28,726	74,635
24	0	81,776	23,526	45,606	0	74,635
25	0	81,776	84,690	130,296	46,316	120,952
26	0	81,776	39,383	169,679	18,355	139,307
27	0	81,776	41,725	211,404	44,526	183,833
28	0	81,776	2,479	213,883	31,992	215,825
29	0	81,776	64,019	277,902	27,923	243,748
30	0	81,776	45,122	323,025	29,961	273,709
31	0	81,776	116,321	439,346	49,308	323,017
32	0	81,776	5,908	445,253	37,005	360,021
33	0	81,776	119,962	565,215	44,319	404,340
34	0	81,776	7,205	572,421	20,954	425,294
35	0	81,776	21,953	594,374	54,455	479,749
36	0	81,776	16,701	611,075	16,579	496,328
37	0	81,776	1,089	612,164	1,212	497,540
38	0	81,776	0	612,164	0	497,540
39	0	81,776	0	612,164	0	497,540
40	0	81,776	0	612,164	0	497,540
41	0	81,776	0	612,164	0	497,540
42	0	81,776	0	612,164	0	497,540
43	0	81,776	0	612,164	0	497,540
44	0	81,776	0	612,164	0	497,540
45	0	81,776	0	612,164	0	497,540
46	0	81,776	0	612,164	0	497,540
47	0	81,776	0	612,164	0	497,540
48	0	81,776	0	612,164	0	497,540
49	0	81,776	0	612,164	0	497,540
50	0	81,776	0	612,164	0	497,540
51	0	81,776	0	612,164	0	497,540
52	0	81,776	0	612,164	0	497,540
53	0	81,776	0	612,164	0	497,540

**Indemnity:**  
Agri-hub shall take all reasonable precautions to ensure that any information and data provided by Agri-hub from its information sources are correct. Neither Agri-hub nor any of its directors, employees or information sources take any responsibility for action or losses that might occur as a result of the usage of this information.

## Glossary of Key Terms

### Actual Cartons (ActCtn)

- Number of cartons that are on a pallet as provided by data source. (The number cartons can differ depending on the pack type code e.g. J60B has 2 cartons, and A15C has 80 cartons)

### Country of Origin

- Reports are based on South African exports only. The country of origin code in the data source is ZA.

### Equivalent Cartons (EqvCtns)

- The net mass provided by the data source, divided by the standard mass as per commodity.
- Nett mass is validated to be within certain tolerance based on pack type codes. e.g. Grapes standard mass is 4.5 kg where the Oranges are 15kg and Grapefruit is at 17kg

### Pallet Quantity (Plt\_Qty)

- The Pallet Quantity provided by data source. No distinction is made between pallet types

### Port Of Loading (POL)

- Port of Loading

### Shipped Date

- Shipped date is the sail date from the Port of Loading for the vessel.
- Pomefruit & Stonefruit - Shipped Date / Export Week is the date of the last South African port of loading
- ( Initially the shipped date is received from the data source.  
The vessel sail date is updated according to Marine traffic and Transnet to use the actual shipped dates )

### Shipped\_week

- The week of the year, starting on a Monday, derived from the shipped date.
- Pome and Stone fruit use Shipped\_week\_za in this field.

### Shipped\_week\_pol

- The week of the year, starting on a Monday, derived from the shipped date when the vessel left the port.

### Shipped\_week\_za

- The week of the year, starting on a Monday, derived from the shipped date when the vessel left the last South African POL. (NOT the port the container was loaded in)



## Glossary of Key Terms

### Year To Date (YTD)

- Year To Date (YTD) Data for the current season. The season dates are managed on commodity level.