



South African Citrus Industry Information

CMF
24 April 2025

Portia Magwaza

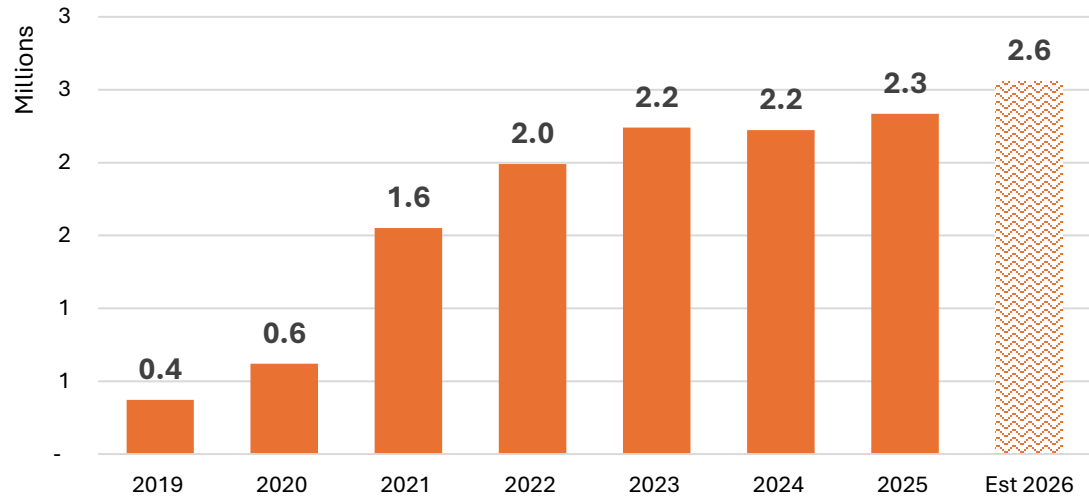




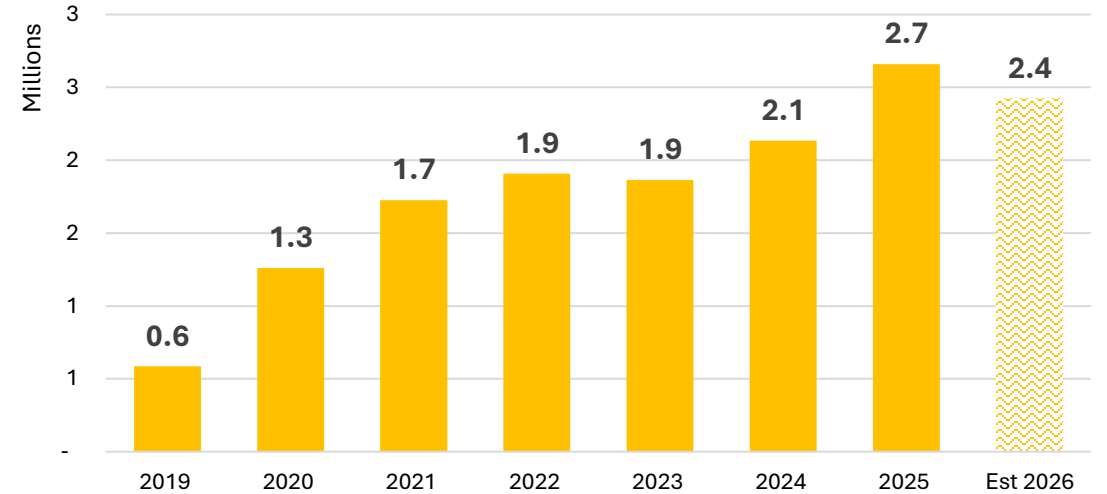
MANDARIN ESTIMATE

Compiled by regional variety focus group

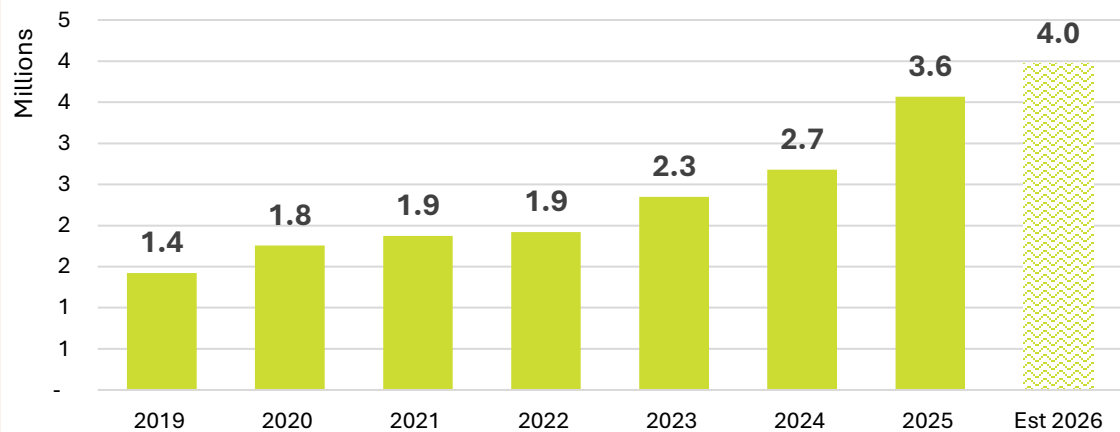
Southern African Leanri Passed Inspections for Export (15kg Equivalent)



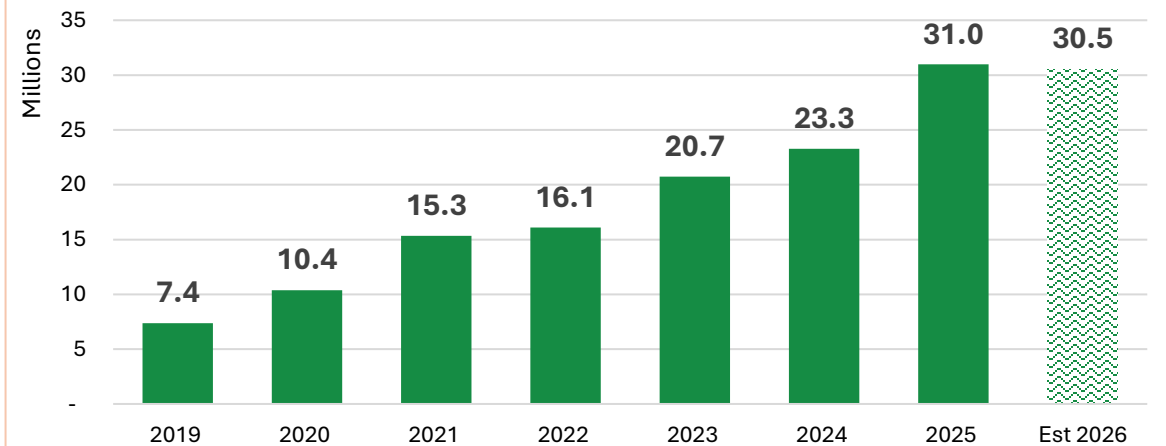
Southern African Orri Passed Inspections for Export (15kg Equivalent)



Southern African Other Mandarins Passed Inspections for Export (15kg Equivalent)



Southern African Nadorcott/Tango Passed Inspections for Export (15kg Equivalent)

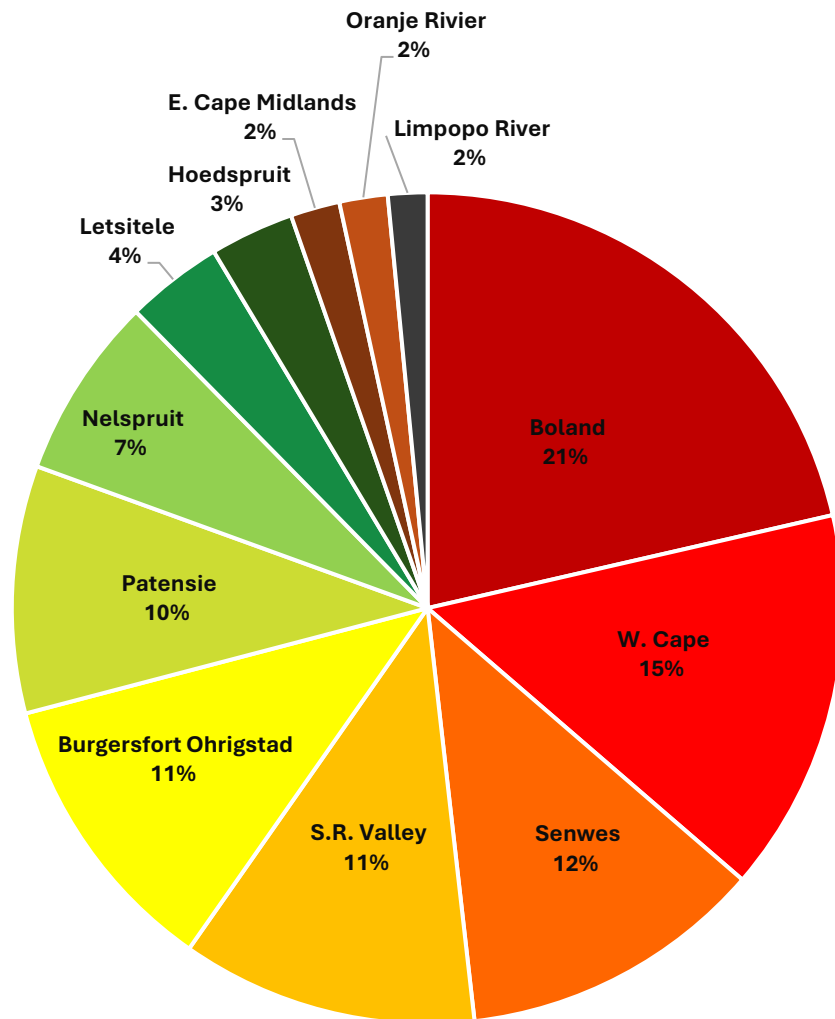




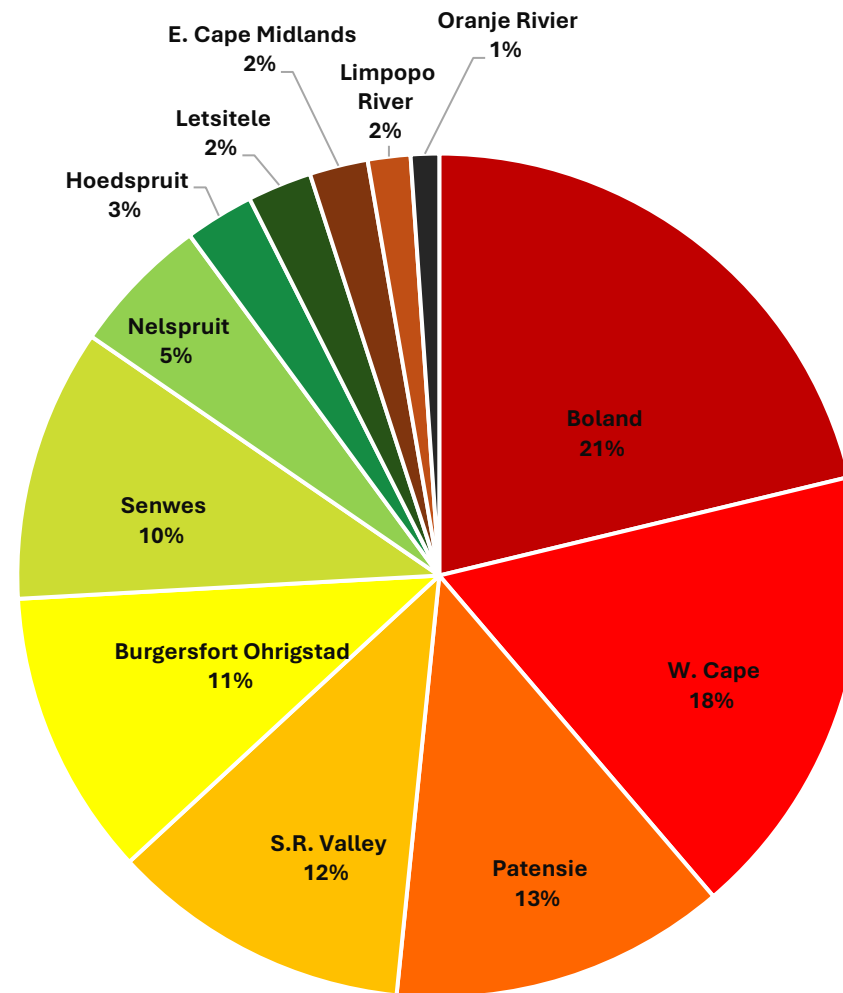
MANDARIN ESTIMATE

Compiled by regional variety focus group

2026 Regional estimate for Nadorcott/Tango



2026 Regional estimate for all Mandarin types





2026 CITRUS CROP ESTIMATE

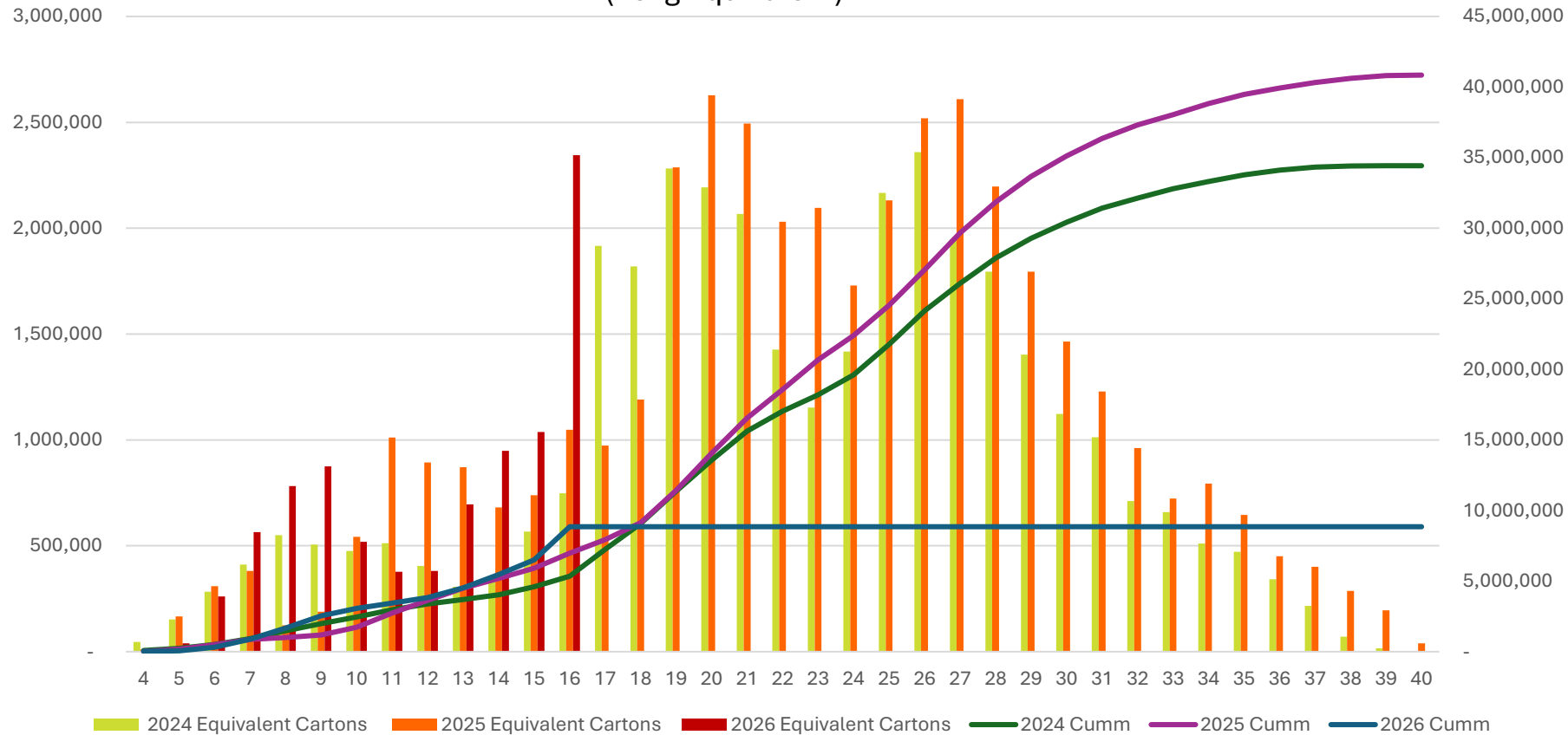
Compiled by regional variety focus groups

CGA Region	Valencia (15kg)	Navels (15kg)	Lemons (15kg)	Mandarins (15kg)	Grapefruit (15kg)	Grapefruit (17kg)	Total Citrus (15kg)
S.R. Valley	8,500,000	8,000,000	18,700,000	6,030,000	238,000	210,000	41,468,000
W. Cape	6,150,000	7,024,618	1,505,000	9,166,186	-	-	23,845,804
Letsitele	16,824,600	-	1,875,530	1,290,000	5,777,654	5,097,930	25,767,784
Senwes	6,663,511	7,032,372	7,499,390	5,478,032	-	-	26,673,306
Patensie	2,789,600	4,900,200	3,950,000	6,740,703	283,333	250,000	18,663,836
Hoedspruit	7,000,000	-	3,143,991	1,388,603	4,655,733	4,108,000	16,188,327
Boland	310,000	300,000	3,475,220	11,125,000	-	-	15,210,220
Nelspruit	2,300,000	818,000	1,120,000	2,798,597	-	-	7,036,597
Limpopo River	5,060,000	-	800,000	855,000	1,224,000	1,080,000	7,939,000
Burgersfort Ohrigstad	450,000	560,000	445,000	5,755,000	-	-	7,210,000
Onderberg	2,024,077	-	395,545	22,000	2,188,878	1,931,363	4,630,500
Oranje Rivier	750,000	-	270,000	570,000	1,643,333	1,450,000	3,233,333
E. Cape Midlands	45,000	646,377	1,170,770	1,172,564	-	-	3,034,711
Nkwalini	250,000	-	385,000	-	680,000	600,000	1,315,000
VaalHarts	40,000	360,000	50,000	85,000	-	-	535,000
Pongola	78,000	-	144,000	-	468,067	413,000	690,067
S-KZN	35,000	100,000	350,000	70,000	-	-	555,000
Other	-	235,000	-	-	113,333	100,000	348,333
RSA	59,269,788	29,976,567	45,279,446	52,546,685	17,272,332	15,240,293	204,344,819
Zimbabwe	3,100,000	-	275,000	-	266,333	235,000	3,641,333
Eswatini	322,000	-	262,480	-	119,000	105,000	703,480
Botswana	314,626	-	29,493	162,823	130,333	115,000	637,275
Mozambique	16,667	-	6,667	-	16,667	14,706	40,001
TOTAL	63,023,081	29,976,567	45,853,086	52,709,508	17,804,666	15,709,999	209,366,909
% change	2%	-5%	10%	-1%	16%	16%	3%



LEMONS PACKED WEEK 16

Southern African Lemons Passed Inspections for Export
(15kg Equivalent)

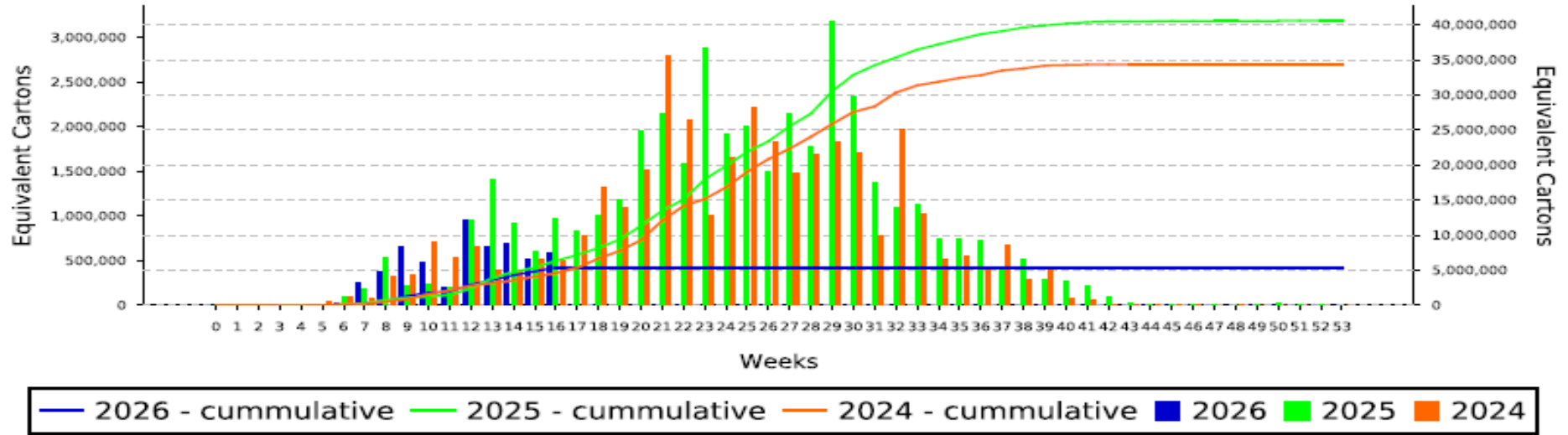


- Early-year weather condition caused harvest delays in the Northern region.
- Some regions have slow colour development.
- Production volumes are expected to rise in larger regions over the coming weeks.

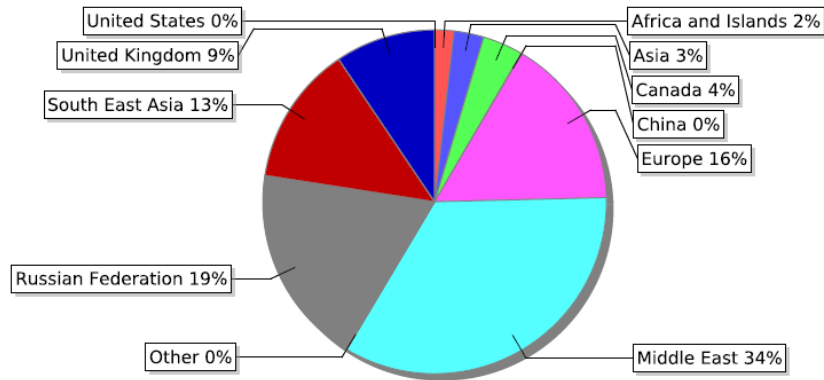


LEMONS SHIPPED WEEK 16

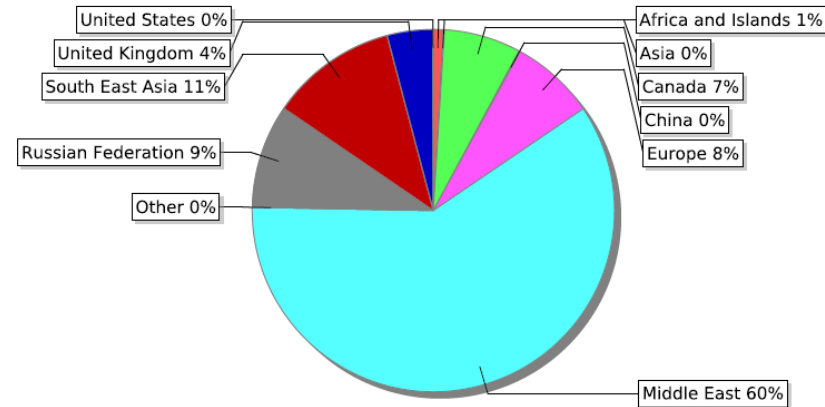
LEMONS (LE) Exported to All Regions : Current Season vs Previous Seasons



Current Season (2026) (YTD)



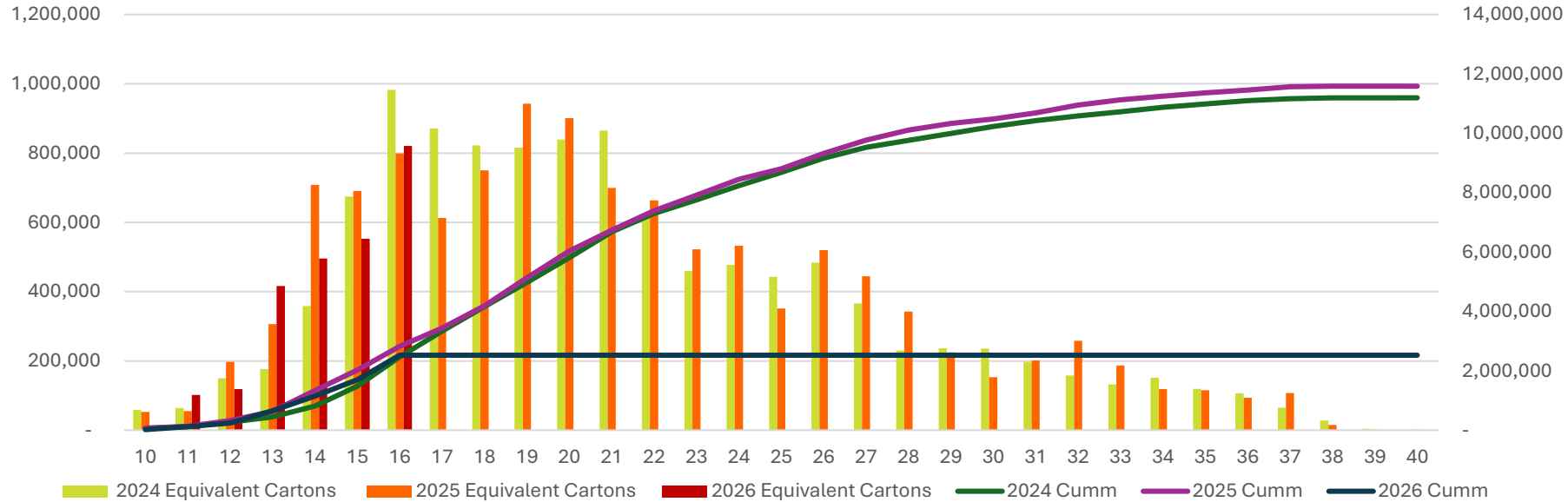
Previous Season (2025) (YTD)



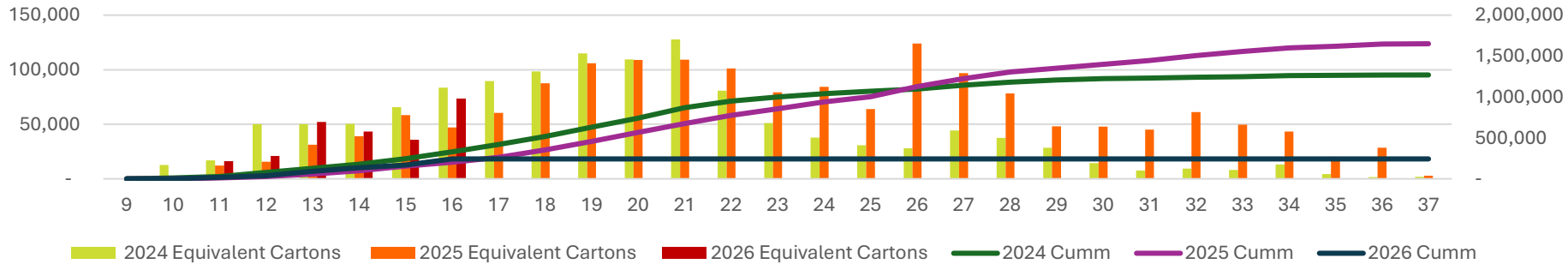


GRAPEFRUIT PACKED WEEK 16

Southern African Grapefruit Passed Inspections for Export
Class 1&2 (17kg Equivalent)



Southern African Grapefruit Passed Inspections for Export
PP (17kg Equivalent)

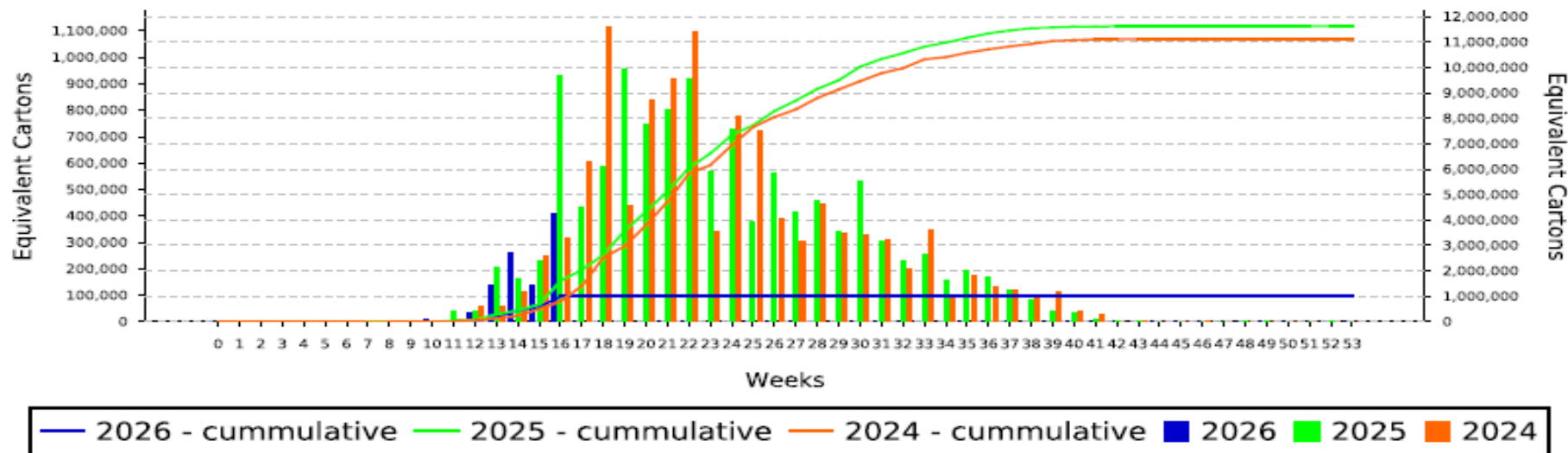


- Harvesting delay in most regions due to weather condition.
- Growers are finishing off the 1st lemon pick.
- Volumes will increase in the coming weeks.

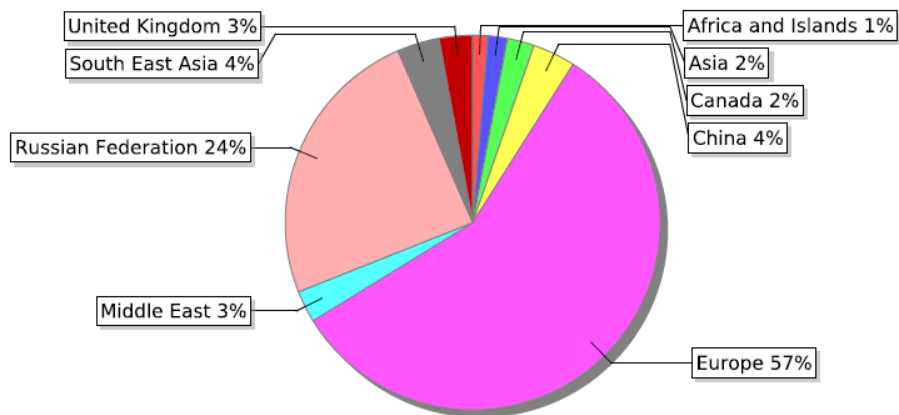


GRAPEFRUIT SHIPPED WEEK 16

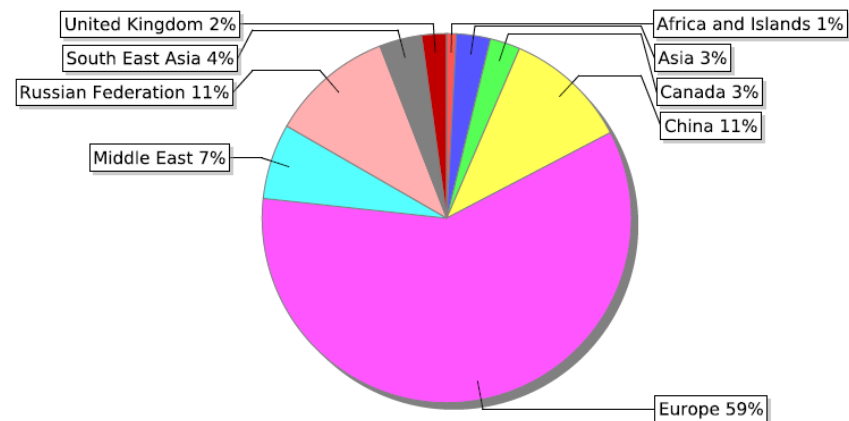
GRAPEFRUIT (GF) Exported to All Regions : Current Season vs Previous Seasons



Current Season (2026) (YTD)



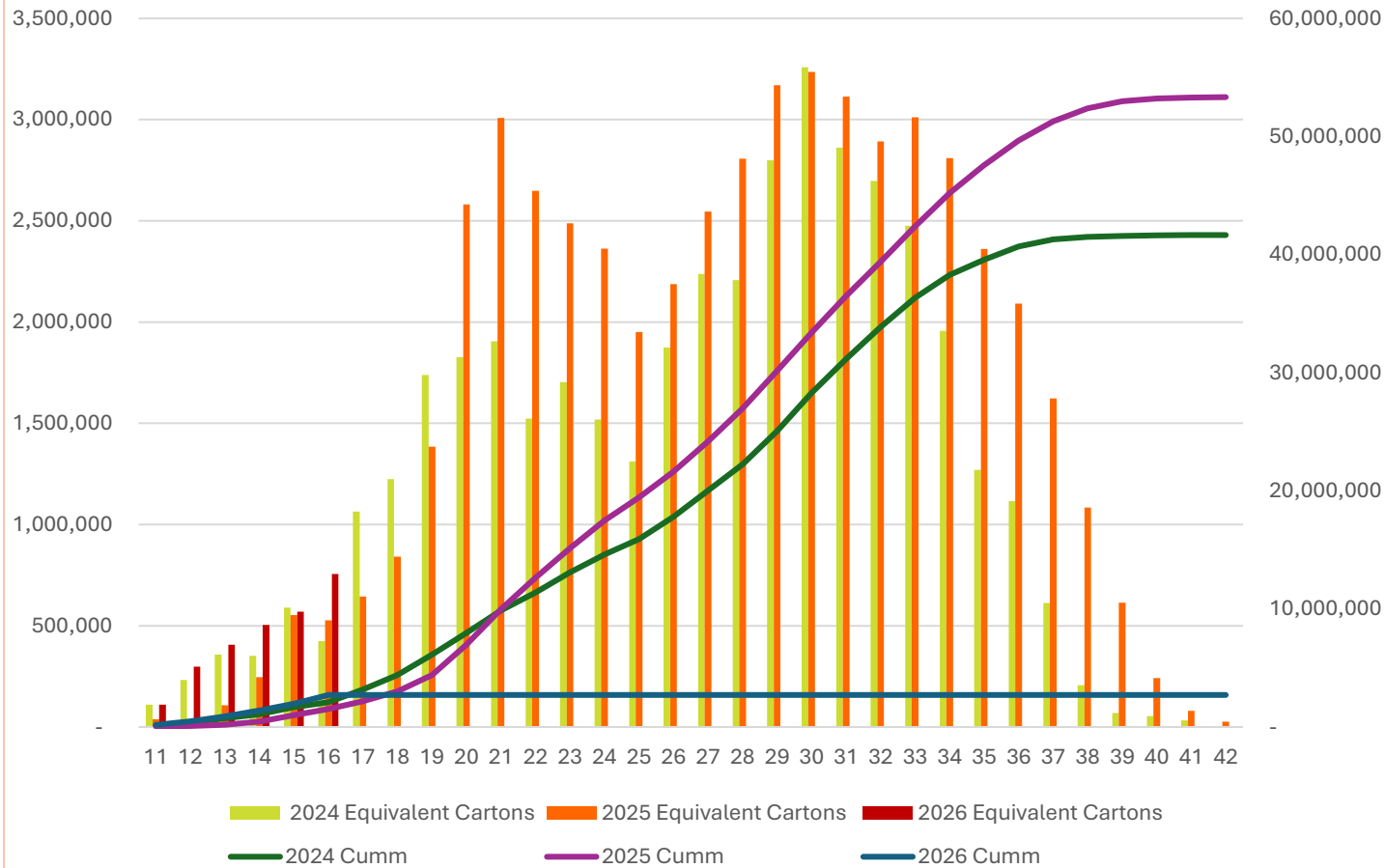
Previous Season (2025) (YTD)



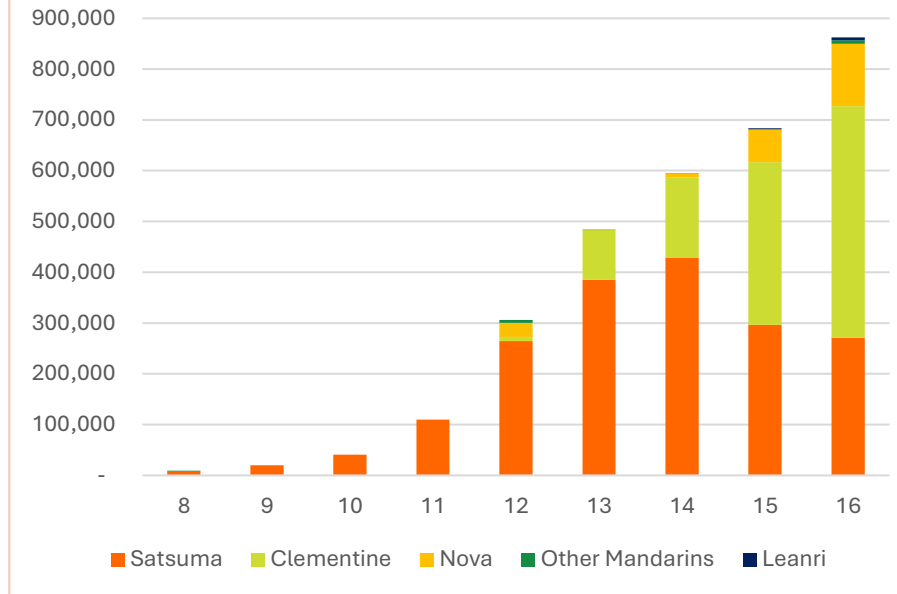


MANDARINS PACKED WEEK 16

Southern African Mandarins Passed Inspections for Export
(15kg Equivalent)



Southern African Mandarins Passed Inspections for Export
(15kg Equivalent)

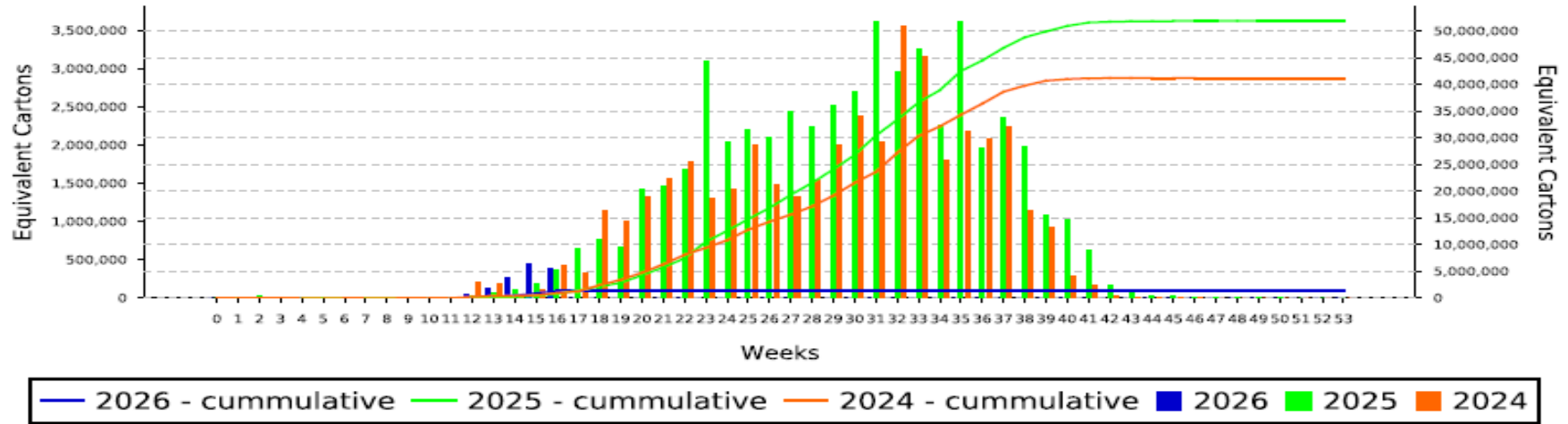


- E. Cape and W. Cape are finishing Satsuma and shifting to Clementines
- Northern regions are harvesting Nova and will begin Leanri soon

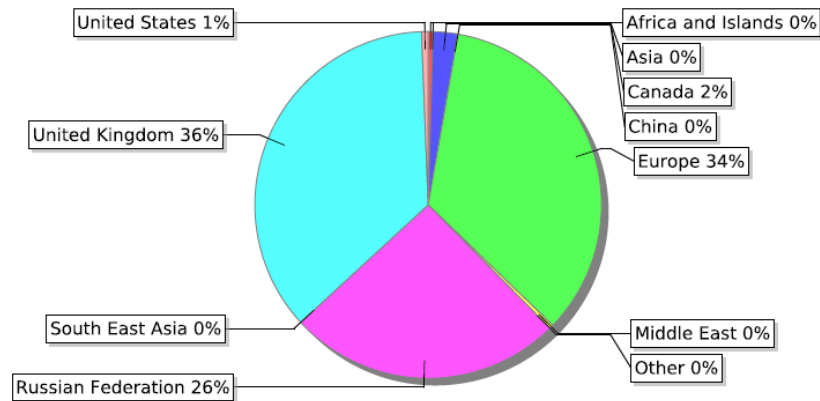


MANDARINS SHIPPED WEEK 16

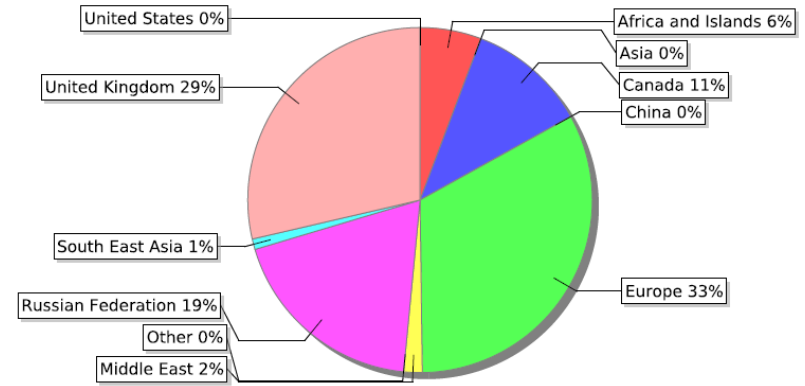
SOFT CITRUS (SC) Exported to All Regions : Current Season vs Previous Seasons



Current Season (2026) (YTD)



Previous Season (2025) (YTD)



**THANK YOU – DANKIE – NGIYABONGA –
KE A LEBOGA - ENKOSI – NDO LIVHUWA**

